


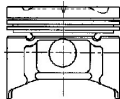
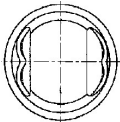









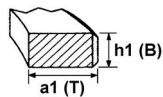


CHRYSLER

CHRYSLER

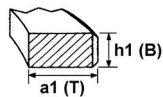
ENGINE MODEL APPLICATION	PISTON RING PART NUMBER	MEMO	h1 (B)	X	a1 (T)	RING SHAPE	RING MAT.	SURFACE TREAT	PISTON PART NUMBER	MEMO						
1.5L (90CID,1468CC),SOHC,4CYL, 75.500MM (2.972"), G15B / 1985-1986																
COLT / 85-86	SWM31063-0	75.50	Top:	1.500	X	2.850	BF	STEEL	CHROME	11-529-0	75.50	TL:	58.00	PL:	60.00	CHK.
	SWM31063-1	75.75		0.059	0.112	11-529-1				75.75	CH:	29.00	PD:	18.00	DIA	
	SWM31063-2	76.00	2nd:	1.500	X	3.300	T1	CAST IRON	PHOSPHATE	11-529-2	76.00	DIST1:	-0.70	Head:	NONE	7.00
	SWM31063-3	76.25		0.059	0.130	11-529-3				76.25	DIST2:		Skirt:	NONE		
	SWM31063-4	76.50	Oil:	4.000	X	3.250	NIFF-S	STEEL	CHROME	11-529-4	76.50	DIST3:				
			0.157	0.128												
	REFERENCE # 23040-21210 23040-24200 MD074725 MD156165 MD156169	TOP 	2ND 	OIL 		REFERENCE # 23410-21114 MD074715										
1.6L (97CID,1597CC),DOHC,4CYL, 82.300MM (3.240"), 4G61 / 1989-1990																
COLT / 89-90	SWM31049-0	82.30	Top:	1.200	X	3.100	BF	STEEL	NITRIDED	DISC-11-546-0	82.30					
	SWM31049-1	82.55		0.047	0.122	DISC-11-546-1				82.55						
	SWM31049-2	82.80	2nd:	1.500	X	3.800	T1	CAST IRON	CHROME	DISC-11-546-2	82.80					
	SWM31049-3	83.05		0.059	0.150	DISC-11-546-3				83.05						
	SWM31049-4	83.30	Oil:	3.000	X	2.850	NIFF-S	STEEL	NITRIDED	DISC-11-546-4	83.30					
			0.118	0.112												
	REFERENCE # 23040-33030 MD133495	TOP 	2ND 	OIL 		REFERENCE # MD129932										
1.6L (97CID,1597CC),SOHC,4CYL, 76.900MM (3.028"), G32B / 1976-1984																
ARROW / 76-77 CHALLENGER / 78-79 CHAMP / 79-82 COLT / 79-84	SWM31005-0	76.90	Top:	2.000	X	3.500	BF	CAST IRON	CHROME	DISC-11-023-0	76.90					
	SWM31005-1	77.15		0.079	0.138	DISC-11-023-1				77.15						
	SWM31005-2	77.40	2nd:	2.000	X	3.500	T1	CAST IRON	PHOSPHATE	DISC-11-023-2	77.40					
	SWM31005-3	77.65		0.079	0.138	DISC-11-023-3				77.65						
	SWM31005-4	77.90	Oil:	4.000	X	3.800	NIFF-S	STEEL	CHROME	DISC-11-023-4	77.90					
			0.157	0.150												
	REFERENCE # MD110632	TOP 	2ND 	OIL 		REFERENCE # MD009521										
1.6L (97CID,1597CC),SOHC,4CYL, 76.900MM (3.028"), G32B / 1984-1986 TURBO																
COLT / 84-86	SWM31043-0	76.90	Top:	1.500	X	3.100	BF	STEEL	CHROME	DISC-11-024-0	76.90					
	SWM31043-1	77.15		0.059	0.122	DISC-11-024-1				77.15						
	SWM31043-2	77.40	2nd:	1.500	X	3.500	T1	CAST IRON	PHOSPHATE	DISC-11-024-2	77.40					
	SWM31043-3	77.65		0.059	0.138	DISC-11-024-3				77.65						
	SWM31043-4	77.90	Oil:	4.000	X	3.800	NIFF-S	STEEL	CHROME	DISC-11-024-4	77.90					
			0.157	0.150												
	REFERENCE # MD012765	TOP 	2ND 	OIL 		REFERENCE # MD074471										



CHRYSLER

CHRYSLER

ENGINE MODEL APPLICATION	PISTON RING PART NUMBER	MEMO	h1 (B)	X	a1 (T)	RING SHAPE	RING MAT.	SURFACE TREAT	PISTON PART NUMBER	MEMO						
1.6L (97CID,1597CC),SOHC,4CYL, 76.900MM (3.028"), G32B / 1987-1990 TURBO																
COLT / 87-90	SWM31043-0	76.90	Top:	1.500	X	3.100	BF	STEEL	CHROME	DISC-11-532-0	76.90					
	SWM31043-1	77.15		0.059		0.122				DISC-11-532-1	77.15					
	SWM31043-2	77.40	2nd:	1.500	X	3.500	T1	CAST IRON	PHOSPHATE	DISC-11-532-2	77.40					
	SWM31043-3	77.65		0.059		0.138				DISC-11-532-3	77.65					
	SWM31043-4	77.90	Oil:	4.000	X	3.800	NIFF-S	STEEL	CHROME	DISC-11-532-4	77.90					
REFERENCE # MD012765		TOP	2ND	OIL			REFERENCE # MD100254									
1.7L (105CID,1715CC),SOHC,4CYL, 79.500MM (3.130"), VW / 1978-1983																
HORIZON / 78-83	SWL01402-0	79.50	Top:	1.750	X	3.300	BF-IB	CAST IRON	CHROME	Pistons for this application are not currently available. Refer to the NPR of America online catalog at: www.npramerica.com for the latest product availability information.						
OMNI / 78-83	SWL01402-1	79.75		0.069		0.130										
TC3 / 82-82	SWL01402-2	80.00	2nd:	2.000	X	3.300	TUC	CAST IRON	PHOSPHATE							
TURISMO / 83-83	SWL01402-3	80.25		0.079		0.130										
	SWL01402-4	80.50	Oil:	4.000	X	3.900	NIFF-S	STEEL	CHROME							
REFERENCE # 4186268		TOP	2ND	OIL												
1.8L (107CID,1755CC),SOHC,4CYL, 80.600MM (3.173"), 4G37 / 1989-1994																
COLT / 89-90	SWM31041-0	80.60	Top:	1.500	X	3.450	BF	STEEL	CHROME	11-545-0	80.60	TL:	72.00	PL:	64.00	CHK.
LASER / 90-94	SWM31041-1	80.85		0.059		0.136				11-545-1	80.85	CH:	34.00	PD:	19.00	DIA
TALON / 93-94	SWM31041-2	81.10	2nd:	1.500	X	3.700	T1	CAST IRON	PHOSPHATE	11-545-2	81.10	DIST1:	4.00	Head:	NONE	15.00
	SWM31041-3	81.35		0.059		0.146				11-545-3	81.35	DIST2:		Skirt:	NONE	
	SWM31041-4	81.60	Oil:	4.000	X	3.300	NIFF-S	STEEL	CHROME	11-545-4	81.60	DIST3:				
REFERENCE # MD040465		TOP	2ND	OIL			REFERENCE # MD100416									
1.8L (110CID,1798CC),DOHC,4CYL, 86.000MM (3.386"), WORLD 1.8 / 2007-2009																
CALIBER / 07-09	SWG30042-0	86.00	Top:	1.200	X	3.050	BF	STEEL	CHROME	Pistons for this application are not currently available. Refer to the NPR of America online catalog at: www.npramerica.com for the latest product availability information.						
	SWG30042-1	86.25		0.047		0.120										
	SWG30042-2	86.50	2nd:	1.200	X	3.600	TUC	CAST IRON	PHOSPHATE							
	SWG30042-3	86.75		0.047		0.142										
	SWG30042-4	87.00	Oil:	2.000	X	2.450	NIFF-H	STEEL	CHROME							
REFERENCE # 1110A436 23040-2C400 5191418AB		TOP	2ND	OIL												



MITSUBISHI

MITSUBISHI

ENGINE MODEL APPLICATION	PISTON RING PART NUMBER		MEMO	h1 (B)	X	a1 (T)	RING SHAPE	RING MAT.	SURFACE TREAT	PISTON PART NUMBER	MEMO								
1.6L (97CID,1595CC),DOHC,4CYL, 82.300MM (3.240"), 4G61 / 1991-1992																			
MIRAGE / 91-92	SWM31049-0	82.30	Top:	1.200	X	3.100	BF	STEEL	NITRIDED	DISC-11-546-0	82.30								
	SWM31049-1	82.55		0.047		0.122				DISC-11-546-1	82.55								
	SWM31049-2	82.80	2nd:	1.500	X	3.800	T1	CAST IRON	CHROME	DISC-11-546-2	82.80								
	SWM31049-3	83.05		0.059		0.150				DISC-11-546-3	83.05								
	SWM31049-4	83.30	Oil:	3.000	X	2.850	NIFF-S	STEEL	NITRIDED	DISC-11-546-4	83.30								
		0.118		0.112															
	REFERENCE #		TOP	2ND		OIL				REFERENCE #									
	23040-33030									MD129932									
	MD133495																		
1.6L (97CID,1597CC),SOHC,4CYL, 76.900MM (3.028"), G32B / 1985-1986 TURBO																			
MIRAGE / 85-86	SWM31043-0	76.90	Top:	1.500	X	3.100	BF	STEEL	CHROME	DISC-11-024-0	76.90								
	SWM31043-1	77.15		0.059		0.122				DISC-11-024-1	77.15								
	SWM31043-2	77.40	2nd:	1.500	X	3.500	T1	CAST IRON	PHOSPHATE	DISC-11-024-2	77.40								
	SWM31043-3	77.65		0.059		0.138				DISC-11-024-3	77.65								
	SWM31043-4	77.90	Oil:	4.000	X	3.800	NIFF-S	STEEL	CHROME	DISC-11-024-4	77.90								
		0.157		0.150															
	REFERENCE #		TOP	2ND		OIL				REFERENCE #									
	MD012765									MD074471									
1.6L (97CID,1597CC),SOHC,4CYL, 76.900MM (3.028"), G32B / 1987-1988 TURBO																			
MIRAGE / 87-88	SWM31043-0	76.90	Top:	1.500	X	3.100	BF	STEEL	CHROME	DISC-11-532-0	76.90								
	SWM31043-1	77.15		0.059		0.122				DISC-11-532-1	77.15								
	SWM31043-2	77.40	2nd:	1.500	X	3.500	T1	CAST IRON	PHOSPHATE	DISC-11-532-2	77.40								
	SWM31043-3	77.65		0.059		0.138				DISC-11-532-3	77.65								
	SWM31043-4	77.90	Oil:	4.000	X	3.800	NIFF-S	STEEL	CHROME	DISC-11-532-4	77.90								
		0.157		0.150															
	REFERENCE #		TOP	2ND		OIL				REFERENCE #									
	MD012765									MD100254									
1.8L (107CID,1755CC),SOHC,4CYL, 80.600MM (3.173"), 4G37 / 1990-1994																			
ECLIPSE / 90-94	SWM31041-0	80.60	Top:	1.500	X	3.450	BF	STEEL	CHROME	11-545-0	80.60	TL:	72.00	PL:	64.00	CHK.			
	SWM31041-1	80.85		0.059		0.136				11-545-1	80.85								
	SWM31041-2	81.10	2nd:	1.500	X	3.700	T1	CAST IRON	PHOSPHATE	11-545-2	81.10								
	SWM31041-3	81.35		0.059		0.146				11-545-3	81.35								
	SWM31041-4	81.60	Oil:	4.000	X	3.300	NIFF-S	STEEL	CHROME	11-545-4	81.60								
		0.157		0.130															
	REFERENCE #		TOP	2ND		OIL				REFERENCE #									
	MD040465									MD100416									
