




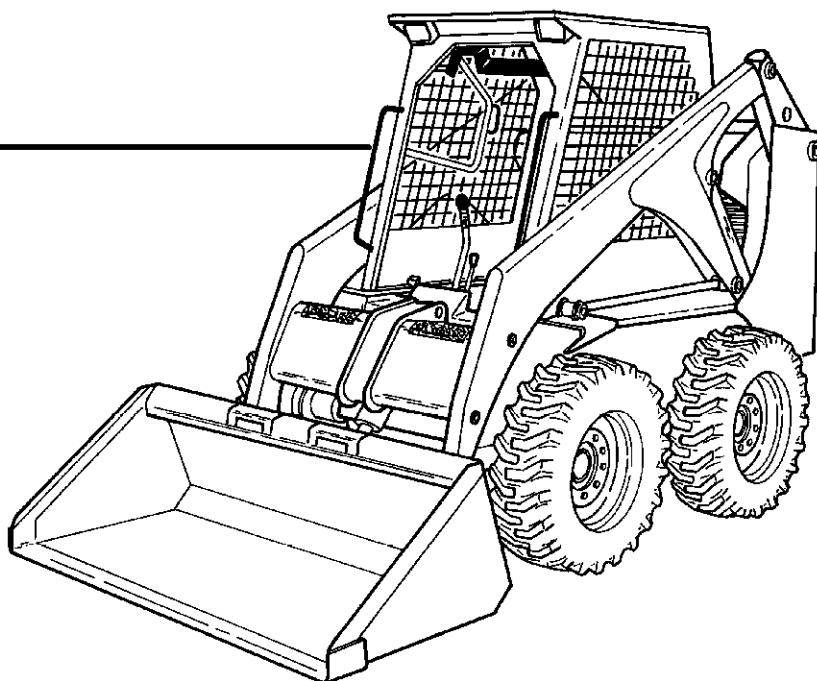
DealerNation@aol.com



Bobcat®

Parts Manual

**S/N 5096 35001 & Above
S/N 5096 16001 - 34999**



**EQUIPPED WITH
BOBCAT INTERLOCK
CONTROL SYSTEM (BICS™)**



Printed in U.S.A.

6724065 (6-00) Revised (7-01)

© Bobcat Company 2001

773 ALPHABETICAL INDEX

| | | | |
|---|---------------|------------------------------|-------------------------|
| ADHESIVE | 408 | LATCH, REAR DOOR | 28, 30 |
| AIR CLEANER | 204 | LEVER, PINTLE | 134 |
| ALTERNATOR | 192, 212 | LIFT ARM | 32 |
| ANTI-FREEZE | 408 | LIFT KITS | 349 |
| BATTERY | 172, 180 | LIGHT | 168, 178 |
| BEACON | 255 | LIGHTS, FLASHER | 316 |
| BELT, ALTERNATOR | 212 | LIGHTS, FRONT & REAR | 352 |
| BELT, COOLING FAN DRIVE ASSY. | 200 | LOCK, REAR DOOR | 377, 378 |
| BELT, PUMP DRIVE | 206 | LUBRICANT | 408 |
| BLACK GOLD | 408 | MAIN FRAME | 12 |
| BLOCK HEATER | 256 | MANIFOLD | 235 |
| BLOWER, WHEEL | 200 | MOUNT, ENGINE | 212 |
| BOB-TACH | 34, 36 | MOUNT, HYDRO. PUMP | 206, 212 |
| BOSS UNIT | 180 | MUFFLER | 204 |
| CAB | 14 | OIL | 408 |
| CAB ENCLOSURE | 277 | OIL COOLER | 132 |
| CABLE, BATTERY | 172, 180 | PAINT | 408 |
| CAMSHAFT | 231, 232 | PANEL, INSTRUMENT | 164, 168 |
| CAP, FUEL | 38 | PEDALS, CONTROL | 81 |
| CAP, HYD. OIL | 124, 128 | PISTON | 230 |
| CAP, RADIATOR | 200 | POLISH | 408 |
| CHAIN, DRIVE | 41, 42 | PUMP, FUEL | 38, 239 |
| CHAINCASE | 12 | PUMP, GEAR | 157 |
| COOLING FAN DRIVE ASSY. | 218 | PUMP, HYDRO. | 150, 154 |
| COUNTER WEIGHTS | 283-286 | PUMP, INJECTION | 239, 240 |
| CRANKSHAFT | 230 | PUMP, OIL | 224 |
| CYLINDER BLOCK | 223 | PUMP, WATER | 233 |
| CYLINDER, LIFT . 34, 52, 56, 60, 64, 79 | | QUICK COUPLERS | 72, 320-326 |
| CYLINDER, TILT . 34, 52, 56, 60, 64, 76 | | RADIATOR | 200 |
| DIPSTICK, ENG. OIL | 228 | RIM, WHEEL | 403 |
| DISPLAY, LCD | 168 | RING GEAR | 208 |
| DOOR, CAB | 268 | SEALANT | 408 |
| DOOR, REAR | 28, 30 | SEAT | 18, 384, 386, 388 |
| DRIVE MOUNT ASSY. | 43, 44 | SEAT BELT | 18, 393 |
| ENGINE | 204, 208, 220 | SENSOR, ENG. OIL PRESS. | 178 |
| FILTER, AIR | 243 | SENSOR, ENG. TEMP. | 178 |
| FILTER, ENG. OIL | 221 | SENSOR, HYDRO TEMP. | 178 |
| FILTER, FUEL | 38 | SHOCK CONTROLS | 134 |
| FILTER, HYD. OIL | 132 | SOLENOID | 172, 178 |
| FIRE EXTINGUISHER | 315 | SPROCKET, AXLE | 41, 42, 49 |
| FUEL SENDER | 38 | STARTER | 172, 180, 194, 196, 208 |
| GAS SPRING | 14, 266 | STROBE LIGHT | 401, 402 |
| GASKET KIT, ENG. | 220 | SWITCH, AUX. CONTROLS | 168 |
| GAUGE, ENG. TEMP. | 164 | SWITCH, GLOW PLUG | 166 |
| GAUGE, FUEL | 164 | SWITCH, IGNITION | 164, 168 |
| GLOW PLUG | 241 | SWITCH, LIGHT | 168 |
| HARNESS, CAB | 164, 168 | TANK, COOLANT | 202 |
| HARNESS, CONTROLS | 186 | TANK, FUEL | 38 |
| HARNESS, ENGINE | 172, 178 | THERMOSTAT | 234 |
| HARNESS, LIGHTS | 178, 350 | TIRES | 403 |
| HEAD, CYLINDER | 227 | VALVE COVER | 225 |
| HEATER | 342, 343 | VALVE, CONTROL | 72, 74, 84-114 |
| HOOD, ENGINE | 28, 204 | VALVE, ENGINE | 226 |
| HORN | 345 | VOLTMETER | 164 |
| HOURLMETER | 166, 346 | WINDOW, REAR | 14, 280 |
| INJECTION NOZZLES | 241, 242 | WINDOW, SIDE | 280 |
| | | WINDSHIELD WIPER | 268, 380 |

773 CONTENTS

| | |
|---|----------------|
| MAIN FRAME | 12-43 |
| MAIN FRAME | 12-13 |
| OPERATOR CAB | 14-17 |
| SEAT & SEAT BAR | 18-23 |
| SEAT | 24-27 |
| PANELS | 28-29 |
| REAR DOOR | 30-31 |
| LIFT ARMS & BOBTACH | 32-37 |
| BOB-TACH | 38-39 |
| FUEL SYSTEM | 40-43 |
| DRIVE TRAIN | 44-57 |
| DRIVE TRAIN | 44-47 |
| MOTOR CARRIER | 48-51 |
| DISC BRAKE | 52-55 |
| AXLE | 56-57 |
| HYDRAULIC SYSTEM | 58-133 |
| HYDRAULIC CIRCUITRY | 58-73 |
| LIFT & TILT CONTROL SYSTEM | 74-75 |
| MANUAL LIFT RELEASE SYSTEM | 76-77 |
| AUXILIARY HYDRAULICS | 78-81 |
| TILT CYLINDER | 82-85 |
| LIFT CYLINDER | 86-87 |
| CONTROL PEDALS | 88-89 |
| HYDRAULIC CONTROL VALVE | 90-101 |
| HYDRAULIC CONTROL VALVE (SERVICE VALVE) | 102-105 |
| HYDRAULIC CONTROL VALVE (W/BICS VALVE) | 106-111 |
| * HYDRAULIC CONTROL VALVE (SERVICE VALVE) (W/BICS CONTROL VALVE) | 112-115 |
| HYDRAULIC CONTROL VALVE (ADVANCED HAND CONTROLS) | 116-119 |
| * HYDRAULIC CONTROL VALVE (SERVICE VALVE) (ADVANCED HAND CONTROLS) | 120-123 |
| BICS CONTROL VALVE | 124-125 |
| TILT LOCK VALVE | 126-127 |
| LIFT LOCK VALVE | 128-129 |
| MANUAL LIFT RELEASE VALVE | 130-131 |
| BUCKET POSITIONING VALVE | 132-133 |
| HYDROSTATIC SYSTEM | 134-177 |
| HYDROSTATIC CIRCUITRY | 134-143 |
| HAND CONTROLS | 144-147 |
| HYDROSTATIC MOTOR | 148-151 |
| HYDROSTATIC PUMP | 152-167 |
| GEAR PUMP | 168-171 |
| HYDROSTATIC OIL FILTER | 172-177 |
| ELECTRICAL SYSTEM | 178-213 |
| CAB ELECTRICAL CIRCUITRY | 178-185 |
| ENGINE ELECTRICAL CIRCUITRY | 186-199 |
| CONTROLS ELECTRICAL | 200-205 |
| ALTERNATOR | 206-207 |
| STARTER | 208-211 |
| STARTER KIT | 212-213 |
| POWER UNIT | 214-275 |
| COOLING SYSTEM | 214-217 |
| ENGINE & ATTACHING PARTS | 218-229 |
| THROTTLE | 230-231 |
| COOLING FAN DRIVE ASSY. | 232-233 |
| ENGINE & GASKET KITS | 234-235 |

773 CONTENTS (Cont'd)

| | |
|--|----------------|
| POWER UNIT (CONT'D) | 214-275 |
| GEARCASE | 236-237 |
| CRANKCASE | 238-239 |
| ROCKER ARM COVER | 240-241 |
| VALVE ROCKER ARM | 242-243 |
| CYLINDER HEAD | 244-245 |
| OIL PAN | 246-247 |
| PISTON & CRANKSHAFT | 248-249 |
| FUEL CAMSHAFT | 250-251 |
| CAMSHAFT | 252-253 |
| WATER PUMP | 254-255 |
| WATER FLANGE & THERMOSTAT | 256-257 |
| MANIFOLDS | 258-259 |
| ENGINE STOP LEVER | 260-261 |
| GOVERNOR | 262-263 |
| SPEED CONTROL PLATE | 264-265 |
| INJECTION PUMP | 266-269 |
| INJECTOR NOZZLES | 270-271 |
| INJECTOR HOLDER | 272-273 |
| AIR CLEANER | 274-275 |
| ACCESSORIES & OPTIONS | 279-490 |
| ACCESS COVER | 279-282 |
| AIR DEFLECTOR KIT | 283-284 |
| AXLE SEAL KIT | 285-286 |
| BACK-UP ALARM | 287-290 |
| BEACON LIGHT | 291-292 |
| BLOCK HEATER | 293-294 |
| BOB-TACH LEVERS | 295-296 |
| BUCKET POSITIONING VALVE KIT | 297-300 |
| BUCKET POSITION ON-OFF KIT | 301-302 |
| BUMPERS | 303-304 |
| CAB DOOR | 305-312 |
| CAB ENCLOSURE | 313-318 |
| CAB WINDOWS | 319-320 |
| CLOSED ALTERNATOR | 321-322 |
| COUNTERWEIGHT KIT | 323-330 |
| DECALS | 331-334 |
| ELECTRICAL CONTROLS KIT | 335-338 |
| ENGINE MOUNT KIT | 339-340 |
| EXPORT ACCESSORIES | 341-362 |
| FIRE EXTINGUISHER | 363-364 |
| FLASHER LIGHTS | 365-368 |
| FRONT AUXILIARY KIT | 369-376 |
| HAND CONTROL KIT | 377-380 |
| * HAND CONTROL KIT (W/PUSH BUTTON FLOAT) | 381-384 |
| HANDLE KITS | 385-386 |
| HEATER KIT (FRESH AIR) | 387-390 |
| HEATER (FRESH AIR) | 391-394 |
| HEATER PLUMBING KIT (FRESH AIR) | 395-396 |
| HEATER KIT | 397-398 |
| HEATER | 399-400 |
| HEATER PLUMBING KIT | 401-402 |
| HORN KIT | 403-404 |
| HOURLY METER KIT | 405-406 |
| INSECT SCREEN KIT | 407-408 |

773 CONTENTS (Cont'd)

| | |
|---|----------------|
| ACCESSORIES & OPTIONS (CONT'D) | 279-490 |
| KEYLESS IGNITION | 409-410 |
| LIFT KIT | 411-412 |
| LIGHT KIT | 413-416 |
| MUFFLER/PURIFIER KIT | 417-418 |
| PRESSURE RELEASE KIT | 419-420 |
| PRESSURE RELEASE VALVE | 421-422 |
| PUSH TO OPERATE KIT | 423-426 |
| RADIATOR SCREEN KIT | 427-428 |
| REAR AUXILIARY | 429-440 |
| REAR AUXILIARY VALVE | 441-444 |
| REAR DOOR LOCK | 445-448 |
| REAR WIPER KIT | 449-450 |
| RENTAL KIT | 451-452 |
| SEAT | 453-458 |
| SEAT BAR KIT | 459-462 |
| SEAT BELT | 463-464 |
| SEAT KIT | 465-466 |
| SEAT RAIL COVER KIT | 467-468 |
| SEAT SENSOR OVERRIDE | 469-472 |
| SIDE CONSOLE KIT | 473-474 |
| SOUND KIT | 475-476 |
| SOUND REDUCTION HARDHAT | 477-478 |
| STROBE LIGHT | 479-482 |
| TIRES & RIMS | 483-486 |
| TOOL BOX | 487-488 |
| BULK ITEMS | 489-490 |
| NUMERICAL INDEX | 491-554 |
| NUMERICAL INDEX | 491-554 |

773 CONTENTS

| | |
|--|----------------|
| MAIN FRAME | 12-43 |
| MAIN FRAME | 12-13 |
| OPERATOR CAB | 14-17 |
| SEAT & SEAT BAR | 18-23 |
| SEAT | 24-27 |
| PANELS | 28-29 |
| REAR DOOR | 630-31 |
| LIFT ARMS & BOBTACH | 32-37 |
| BOB-TACH | 38-39 |
| FUEL SYSTEM | 40-43 |
| DRIVE TRAIN | 44-57 |
| DRIVE TRAIN | 44-47 |
| MOTOR CARRIER | 48-51 |
| DISC BRAKE | 52-55 |
| AXLE | 56-57 |
| HYDRAULIC SYSTEM | 58-133 |
| HYDRAULIC CIRCUITRY | 58-73 |
| LIFT & TILT CONTROL SYSTEM | 74-75 |
| MANUAL LIFT RELEASE SYSTEM | 76-77 |
| AUXILIARY HYDRAULICS | 78-81 |
| TILT CYLINDER | 82-85 |
| LIFT CYLINDER | 86-87 |
| CONTROL PEDALS | 88-89 |
| HYDRAULIC CONTROL VALVE | 90-101 |
| HYDRAULIC CONTROL VALVE (SERVICE VALVE) | 102-105 |
| HYDRAULIC CONTROL VALVE (W/BICS VALVE) | 106-111 |
| * HYDRAULIC CONTROL VALVE (SERVICE VALVE) (W/BICS CONTROL VALVE) | 112-115 |
| HYDRAULIC CONTROL VALVE (ADVANCED HAND CONTROLS) | 116-119 |
| * HYDRAULIC CONTROL VALVE (SERVICE VALVE) (ADVANCED HAND CONTROLS) | 120-123 |
| BICS CONTROL VALVE | 124-125 |
| TILT LOCK VALVE | 126-127 |
| LIFT LOCK VALVE | 128-129 |
| MANUAL LIFT RELEASE VALVE | 130-131 |
| BUCKET POSITIONING VALVE | 132-133 |
| HYDROSTATIC SYSTEM | 134-177 |
| HYDROSTATIC CIRCUITRY | 134-143 |
| HAND CONTROLS | 144-147 |
| HYDROSTATIC MOTOR | 148-151 |
| HYDROSTATIC PUMP | 152-167 |
| GEAR PUMP | 168-171 |
| HYDROSTATIC OIL FILTER | 172-177 |
| ELECTRICAL SYSTEM | 178-213 |
| CAB ELECTRICAL CIRCUITRY | 178-185 |
| ENGINE ELECTRICAL CIRCUITRY | 186-199 |
| CONTROLS ELECTRICAL | 200-205 |
| ALTERNATOR | 206-207 |
| STARTER | 208-211 |
| STARTER KIT | 212-213 |
| POWER UNIT | 214-275 |
| COOLING SYSTEM | 214-217 |
| ENGINE & ATTACHING PARTS | 218-229 |
| THROTTLE | 230-231 |
| COOLING FAN DRIVE ASSY. | 232-233 |
| ENGINE & GASKET KITS | 234-235 |

773 CONTENTS (Cont'd)

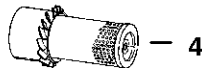
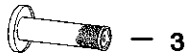
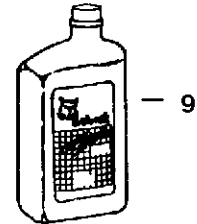
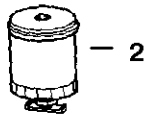
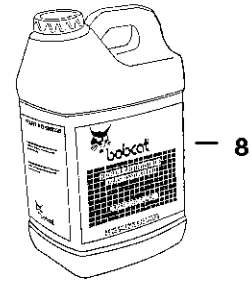
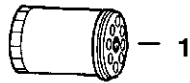
| | |
|--|----------------|
| POWER UNIT (CONT'D) | 214-275 |
| GEARCASE | 236-237 |
| CRANKCASE | 238-239 |
| ROCKER ARM COVER | 240-241 |
| VALVE ROCKER ARM | 242-243 |
| CYLINDER HEAD | 244-245 |
| OIL PAN | 246-247 |
| PISTON & CRANKSHAFT | 248-249 |
| FUEL CAMSHAFT | 250-251 |
| CAMSHAFT | 252-253 |
| WATER PUMP | 254-255 |
| WATER FLANGE & THERMOSTAT | 256-257 |
| MANIFOLDS | 258-259 |
| ENGINE STOP LEVER | 260-261 |
| GOVERNOR | 262-263 |
| SPEED CONTROL PLATE | 264-265 |
| INJECTION PUMP | 266-269 |
| INJECTOR NOZZLES | 270-271 |
| INJECTOR HOLDER | 272-273 |
| AIR CLEANER | 274-275 |
| ACCESSORIES & OPTIONS | 279-490 |
| ACCESS COVER | 279-282 |
| AIR DEFLECTOR KIT | 283-284 |
| AXLE SEAL KIT | 285-286 |
| BACK-UP ALARM | 287-290 |
| BEACON LIGHT | 291-292 |
| BLOCK HEATER | 293-294 |
| BOB-TACH LEVERS | 295-296 |
| BUCKET POSITIONING VALVE KIT | 297-300 |
| BUCKET POSITION ON-OFF KIT | 301-302 |
| BUMPERS | 303-304 |
| CAB DOOR | 305-312 |
| CAB ENCLOSURE | 313-318 |
| CAB WINDOWS | 319-320 |
| CLOSED ALTERNATOR | 321-322 |
| COUNTERWEIGHT KIT | 323-330 |
| DECALS | 331-334 |
| ELECTRICAL CONTROLS KIT | 335-338 |
| ENGINE MOUNT KIT | 339-340 |
| EXPORT ACCESSORIES | 341-362 |
| FIRE EXTINGUISHER | 363-364 |
| FLASHER LIGHTS | 365-368 |
| FRONT AUXILIARY KIT | 369-376 |
| HAND CONTROL KIT | 377-380 |
| * HAND CONTROL KIT (W/PUSH BUTTON FLOAT) | 381-384 |
| HANDLE KITS | 385-386 |
| HEATER KIT (FRESH AIR) | 387-390 |
| HEATER (FRESH AIR) | 391-394 |
| HEATER PLUMBING KIT (FRESH AIR) | 395-396 |
| HEATER KIT | 397-398 |
| HEATER | 399-400 |
| HEATER PLUMBING KIT | 401-402 |
| HORN KIT | 403-404 |
| HOURLMETER KIT | 405-406 |
| INSECT SCREEN KIT | 407-408 |

773 CONTENTS (Cont'd)

| | |
|---|----------------|
| ACCESSORIES & OPTIONS (CONT'D) | 279-490 |
| KEYLESS IGNITION | 409-410 |
| LIFT KIT | 411-412 |
| LIGHT KIT | 413-416 |
| MUFFLER/PURIFIER KIT | 417-418 |
| PRESSURE RELEASE KIT | 419-420 |
| PRESSURE RELEASE VALVE | 421-422 |
| PUSH TO OPERATE KIT | 423-426 |
| RADIATOR SCREEN KIT | 427-428 |
| REAR AUXILIARY | 429-440 |
| REAR AUXILIARY VALVE | 441-444 |
| REAR DOOR LOCK | 445-448 |
| REAR WIPER KIT | 449-450 |
| RENTAL KIT | 451-452 |
| SEAT | 453-458 |
| SEAT BAR KIT | 459-462 |
| SEAT BELT | 463-464 |
| SEAT KIT | 465-466 |
| SEAT RAIL COVER KIT | 467-468 |
| SEAT SENSOR OVERRIDE | 469-472 |
| SIDE CONSOLE KIT | 473-474 |
| SOUND KIT | 475-476 |
| SOUND REDUCTION HARDHAT | 477-478 |
| STROBE LIGHT | 479-482 |
| TIRES & RIMS | 483-486 |
| TOOL BOX | 487-488 |
| BULK ITEMS | 489-490 |
| NUMERICAL INDEX | 491-554 |
| NUMERICAL INDEX | 491-554 |

MAINTENANCE ITEMS

MODEL 773



B-17447

| Ref. | Part Number | Description | Remarks | Page |
|------|-------------|-------------|-------------------------|----------|
| 1 | 6675517 | FILTER | Engine Oil (6 Pack) | 236 |
| 2 | 6667352 | ELEMENT | Fuel | 40 |
| 3 | 6598362 | CARTRIDGE | Inner Air Cleaner | 274 |
| 4 | 6598492 | CARTRIDGE | Outer Air Cleaner | 274 |
| 5 | 6646678 | CAP | Radiator (V2203 Engine) | 214 |
| 6 | 6661248 | ELEMENT | Hydrostatic # 3 Media | 176, 174 |
| 7 | 6665031 | BATTERY | | 186, 192 |

(HYDRAULIC —RESERVOIR CAPACITY)

24.0 QTS. (22,6 L.)

(HYDRAULIC/HYDROSTATIC SYSTEM)

8.5 GALS. (32,2 L.)

| | | | | |
|---|---------|-------|---------------------------------------|-----|
| 8 | 6563328 | FLUID | Hyd./Hydro. - (2) 2.5 Gal. - (5 Gal.) | 489 |
| | 6722344 | FLUID | Hyd./Hydro. - (5 Gal.) | 489 |
| | 6563330 | FLUID | Hyd./Hydro. - 55 Gallon Drum | 489 |

(ENGINE OIL W/FILTER CAPACITY)

9 QTS. (8,5 L.)

| | | | | |
|---|---------|-----------|------------------------|-----|
| 9 | 6657301 | MOTOR OIL | 10W30 CE/SG - 1 Qt. | 489 |
| | 6657299 | MOTOR OIL | 15W40 CE/SG - 1 Qt. | 489 |
| | 6657303 | MOTOR OIL | 30 CE/SG - 1 Qt. | 489 |
| | 6724557 | MOTOR OIL | 10W30 CE/SG - 1 Gallon | 489 |
| | 6724558 | MOTOR OIL | 15W40 CE/SG - 1 Gallon | 489 |
| | 6724559 | MOTOR OIL | 30 CE/SG - 1 Gallon | 489 |
| | 6674205 | MOTOR OIL | 10W30 CE/SG - 2.5 Gal. | 489 |
| | 6674204 | MOTOR OIL | 15W40 CE/SG - 2.5 Gal. | 489 |
| | 6674206 | MOTOR OIL | 30 CE/SG - 2.5 Gal. | 489 |

GENERAL INFORMATION


When using the machine serial number, use the complete number.

Some Serial Number breaks are not available at time of printing. These are listed as & Below or & Above.


The number shown in the quantity column in this manual is the number of parts needed for the illustration on the page. For some parts an "x" will be shown in the quantity column. This "x" indicates that the quantity to be used is "As Needed".

When references L.H. and R.H. are used in this manual, it is done from the operator's seat in the forward operating position.


Some of the illustrations and information found in this parts manual were supplied to Bobcat Company by machine component companies.



Domestic



Export



ABBREVIATIONS & SYMBOLS

SALES = Order from Gwinner Sales Department

NSS = Not Serviced Separately

NAP = Not Available as Parts

***** = Changed or Added Sections, Pages or Part Numbers

Disposition Code Definition (Found in the Remarks Column)

[A] = Use Up

[B] = Use Up on Other Application (See PNI)

[C] = File PDR Report With Bobcat Parts Sales

[D] = Part Number Error

| | | |
|------------------------------|---------|----|
| Explications en français | Grid Nb | A3 |
| Erklärungen auf deutsch | Grid Nb | A4 |
| Spiegazioni in italiano | Grid Nb | A5 |
| Explicaciones en español | Grid Nb | A6 |
| Verklaring in het Nederlands | Grid Nb | A7 |

NOTE D'INFORMATION

Pour toute référence au numéro de série de l'engin, toujours donner le numéro complet.

Le chiffré apparaissant dans la colonne des quantités de ce manuel représentent le nombre de pièces nécessaires pour l'illustration reprise sur la page. Dans certains cas, on lira un "x" dans la colonne des quantités. Cet "x" indique que la quantité nécessaire est "selon besoin".

Pour toute référence vers la GAUCHE ou la DROITE dans ce manuel, considérer que la personne se trouve assise dans le siège de l'opérateur, en position de fonctionnement en marche avant.

Certaines illustrations et informations reprises dans ce manuel de pièces de rechange ont été fournies à Bobcat Company par des fabricants de composants.

ABREVIATIONS & SYMBOLES

| | |
|----------------------------|---|
| SALES | = Commander au Service Ventes à Bruxelles |
| NSS | = Pas vendu séparément |
| NAP | = Non disponible comme pièce de rechange |
| | = Chapitre, page ou numéro de pièce modifié ou supplémentaire |
| BTI | = Bobcat Technical Information Bulletin : voir à la fin de la microfiche du modèle concerné ou la microfiche générale reprenant l'ensemble des "BTI". |
| was 6535403 | = était avant 6535403 |
| adj. (adjustment) | = réglage |
| Assembly | = ensemble |
| available W/Ref. | = disponible avec réf. |
| bulk/sold per foot | = en vrac/vendu par pied |
| does not include | = ne comprend pas |
| included with | = compris dans |
| I.D. | = D.I. (diamètre intérieur) |
| O.D. | = D.E. (diamètre extérieur) |
| not in kit | = pas en kit |
| W/ - WO/ | = inclus/ - non inclus/ |
| Qty | = quantité requise |
| see page/ref. | = voir page/réf. |
| used with ref/ | = utilisé avec réf. |
| 0,05 inch thickness | = 0,05 pouce d'épaisseur (un pouce = 25.4 mm) |
| weld on | = à souder |

ALLGEMEINE INFORMATIONEN

Bei Angabe der Maschinen-Seriennummer stets die komplette Nummer angeben.

Bei der in der Mengenspalte (Anzahl) in diesem Handbuch angegebenen Zahl handelt es sich um die Anzahl von Teilen, die für die Abbildung auf der betreffenden Seite benötigt werden. Bei manchen Teilen in der Mengenspalte ist ein "x" angegeben. Dieses "x" weist darauf hin, dass sich die Anzahl der verwendeten Teile auf den "Bedarf" bezieht.

Bei Verwendung der Seitenangaben links und rechts in diesem Handbuch gelten diese für die Blickrichtung vom Fahrersitz aus, und zwar in Vorwärts-Betriebsrichtung.

Einige der in diesem Ersatzteilhandbuch aufgeführten Abbildungen und Informationen wurden der Bobcat Company von den Herstellern von Maschinenbauteilen zur Verfügung gestellt.

ABKÜRZUNGEN UND SYMBOLE

| | |
|----------------------------|--|
| SALES | = Bestellung bei der Verkaufsabteilung in Brüssel |
| NSS | = Nicht einzeln erhältlich |
| NAP | = Nicht als Ersatzteil erhältlich |
| | = Geänderte oder hinzugefügte Abschnitte, Seiten oder Teilenummern |
| BTI | = Bobcat Technical Information Bulletin : Siehe am Ende der Mikrokarte des jeweiligen Modells oder der allgemeinen Mikrokarte der BTI. |
| was 6535403 | = War 6535403 |
| adj. | = Einstellung |
| Assembly | = Baugruppe |
| available W/Ref. | = erhältlich mit der Referenz |
| bulk/sold per foot | = Mengenabnahme / Verkauf pro Fuss |
| does not include | = beinhaltet nicht |
| included with | = enthalten in |
| I.D. | = Innendurchmesser |
| O.D. | = Aussendurchmesser |
| not in kit | = nicht in Bausatz |
| W/ - WO/ | = mit/ - ohne/ |
| Qty | = Anzahl |
| see page/ref. | = Siehe Seite / Referenz |
| used with ref. | = verwendet mit Referenz |
| 0.05 inch thickness | = Dicke : 0.05 Zoll (ein Zoll = 25.4 mm) |
| weld on | = anschweißen |

INFORMAZIONI GENERALI

Quando si usa il numero di serie della macchina usare il numero completo.

Il numero mostrato nella colonna della quantità di questo manuale corrisponde al numero di componenti necessari per l'illustrazione della pagina. Per alcuni componenti appare "X" nella colonna delle quantità. Questa "X" indica che la quantità da usare è "come necessario".

See in questo manuale si fa riferimento alla parte destra o sinistra, si intende dal sedile dell'operatore nella posizione in avanti di funzionamento.

Alcune delle illustrazioni e informazioni trovate in questo manuale di componenti sono state fornite alla Bobcat Company da società di componenti di macchine.

SIMBOLI E ABBREVIAZIONI

| | |
|----------------------------|--|
| SALES | = Ordinare al servizio vendite di Bruxelles |
| NSS | = Non vendute separatamente |
| NAP | = Non disponibile come componente |
| BTI | = Sezioni, pagine o numeri di componente cambiati o aggiunti (Bobcat Technical information) Ved. al termine del microfiche del modello relativo oppure microfiche generale |
| was 6535403 | = era 6535403 |
| adj. (adjustment) | = regol. (regolazione) |
| Assembly | = Complessivo |
| available W/Ref. | = disponibile con rif. |
| bulk/sold per foot | = alla rinfusa/venduto al piede |
| does not include | = non comprende |
| Included with | = compreso con |
| I.D. | = d. i. |
| O.D. | = d. e. |
| not in kit | = non fa parte del kit |
| W/ - WO/ | = con - senza |
| Qty | = Qtà |
| see page/ref | = ved. pagina/rif. |
| used with ref. | = usato con il rif. |
| 0,05 inch thickness | = spessore 0,05 pollici (un pollice = 25,4 mm) |
| weld on | = a saldare |

INFORMACION GENERAL

Al utilizar el número de serie de la máquina, debe emplearse el número completo.

El número que figura en la columna de "Unidades" en este manual es el número de piezas que se necesitan para la ilustración que consta en la página. En algunas piezas aparece una "x" en la columna de "Unidades". Esta "x" indica que las unidades a utilizar son "según sea necesario".

Cuando se empleen las referencias izq. y dcha., éstas se entienden mirando desde el asiento del conductor, en posición de marcha adelante.

Algunas de las ilustraciones y la información que figuran en este manual de piezas han sido facilitadas a Bobcat Company por empresas de componentes de máquinas.

ABREVIATURAS Y SIMBOLOS

| | |
|----------------------------|--|
| VENTAS | = Pedido al Departamento de Ventas de Bruselas |
| NSS | = No se vende por separado |
| NAP | = No disponible como pieza de repuesto |
| * | = Secciones, páginas o referencias modificadas o añadidas |
| BTI | = (Bobcat Technical Information) Ver al final de la microficha del modelo afectado o en la microficha general "Boletín de Información Técnica Bobcat". |
| was 6535403 | = era anteriormente el 6535403 |
| adj. (adjustment) | = ajuste |
| assembly | = conjunto |
| available W/Ref. | = disponible con la ref. |
| bulk/sold per foot | = a granel/vendido por pies |
| does not include | = no incluye |
| included with | = incluido en |
| I.D. | = diámetro interior |
| O.D. | = diámetro exterior |
| not in kit | = no en el kit |
| W/ - WO/ | = con/ - sin |
| Qty | = Unidades |
| see page /ref. | = ver página/ref. |
| used with ref. | = empleado con la ref. |
| 0,05 inch thickness | = 0,05 pulgadas de espesor (1 pulgada = 25,4 mm) |
| weld on | = debe ser soldado |

ALGEMENE INFORMATIE

Als u het serienummer van de machine gebruikt, geef dan het gehele serienummer.

Het cijfer dat voorkomt in de kolom "Aantal", in deze handleiding, is het aantal onderdelen dat nodig is van de illustratie op de pagina. Voor sommige onderdelen staat er een "x" in de kolom "Aantal". Deze "x" betekent dat er een aantal "zoals nodig" vereist is.

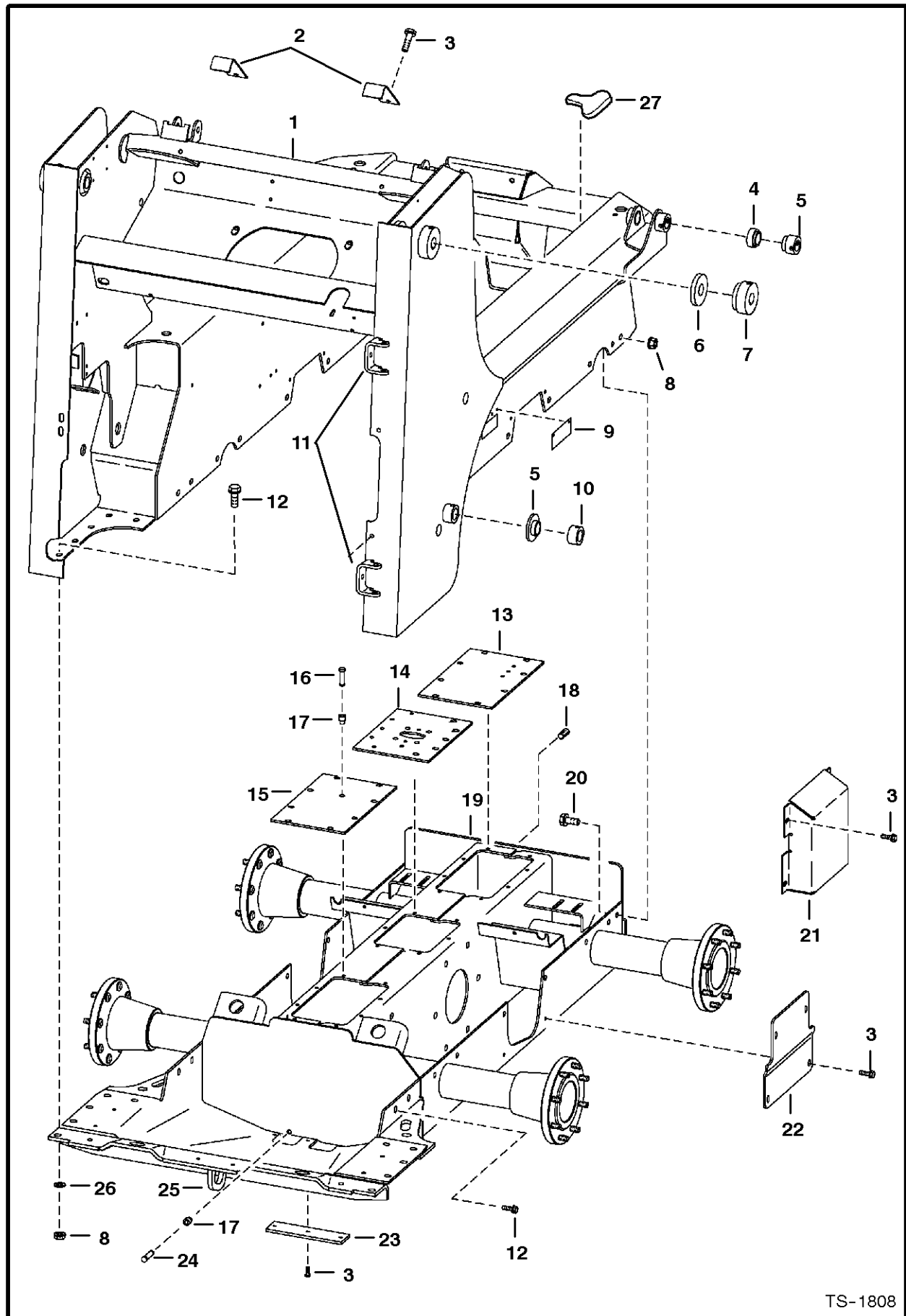
Wanneer er in deze handleiding naar "links" en naar "rechts" gerefereerd wordt, moet dit verstaan worden voor een bestuurder die in de bestuurdersstoel zit in de voorwaartse bedrijfsstand.

Sommige van de illustraties en informatie in deze onderdelen-handleiding werden door firma's van machine-componenten geleverd aan Bobcat Company.

AFKORTINGEN EN SYMBOLEN

| | |
|----------------------------|--|
| SALES | = Bestellen bij de Verkoopafdeling te Brussel |
| NSS | = Niet afzonderlijk te verkrijgen |
| NAP | = Niet beschikbaar als onderdeel |
| * | = Gewijzigde of toegevoegde paragrafen, pagina's of onderdeelnummers |
| BTI | = Bobcat Technical Information Bulletin : Zie einde van de microfiche van het desbetreffende model of einde van de algemene microfiche die het geheel van alle "BTI" herneemt. |
| was 6535403 | = was vroeger 6535403 |
| adj. (adjustment) | = afstelling |
| Assembly | = geheel |
| available W/Ref. | = beschikbaar met ref. |
| bulk/sold per foot | = bulk/aan de meter verkocht |
| does not include | = bevat niet |
| includes with | = is bevat in |
| I.D. | = ϕ inw. (inwendige diameter) |
| O.D. | = ϕ uitw. (uitwendige diameter) |
| not in kit | = niet in de kit |
| W/ - WO/ | = met/ - zonder/ |
| Qty | = vereiste aantal |
| see page/ref. | = zie pagina/ref. |
| used with ref/ | = gebruikt met ref. |
| 0,05 inch thickness | = 0.05 inch dik (een inch = 25.4 mm) |
| weld on | = te lassen |

MAIN FRAME



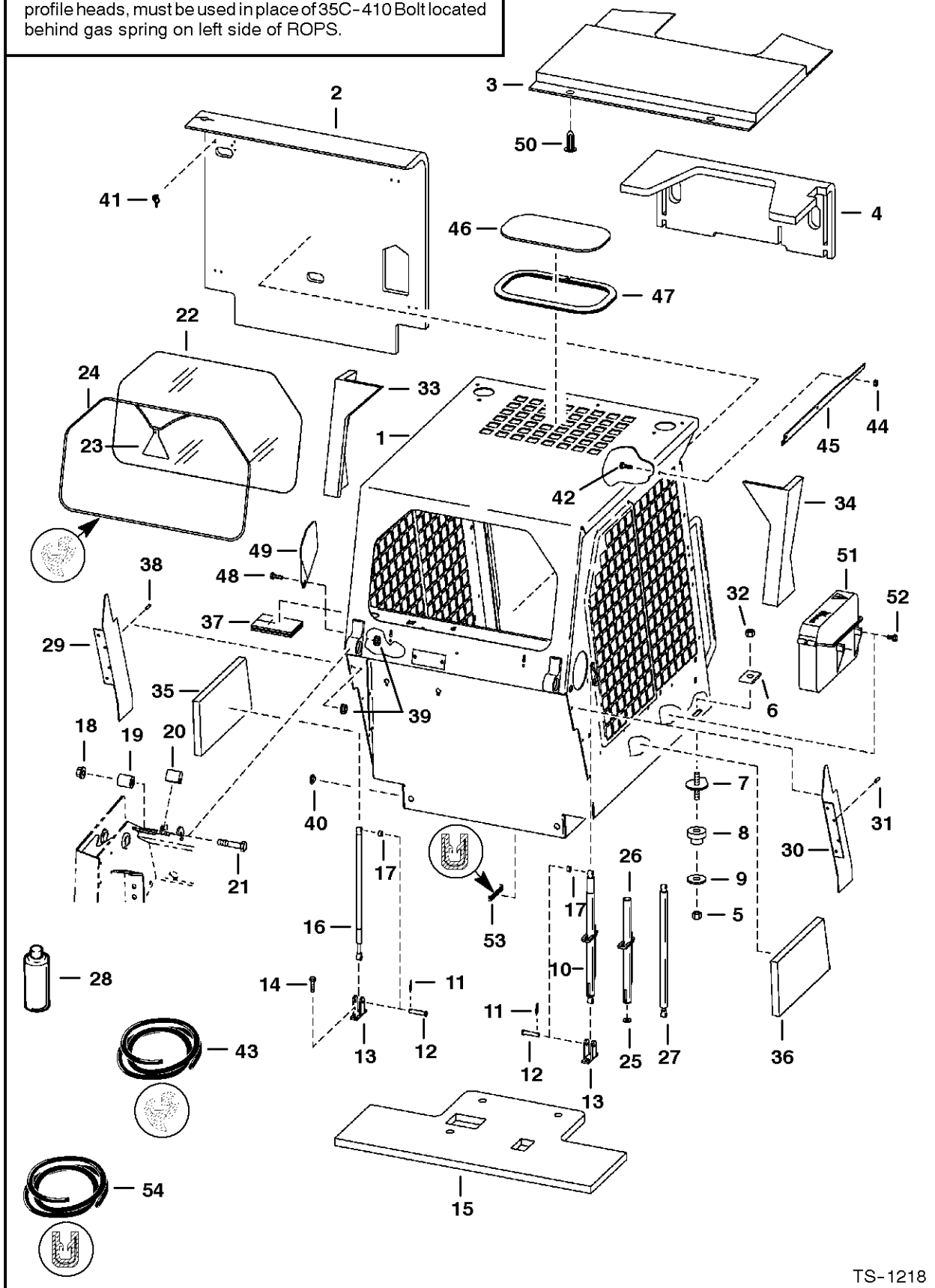
TS-1808

MAIN FRAME

| Ref.N° | Part N° | Description | Remarks | Serial N° | Qty. |
|--------|----------|-------------|--|------------------|------|
| 1 | NAP | MAIN FRAME | SEE BTlinD1< 316 - Was 6702206 [A] | 5096 35001-39898 | 1 |
| 1 | | | | 5096 16504 & Bel | 1 |
| 1 | NAP | MAIN FRAME | SEE BTlinD1< 316 - Was 6712521 [A] | 5096 39899-43760 | 1 |
| 1 | | | | 5096 16505-16767 | 1 |
| 1 | 6714592 | MAIN FRAME | | 5096 43761 & Abv | 1 |
| 1 | | | | 5096 16708-34999 | 1 |
| 2 | 6705085 | GUIDE | hose | | 2 |
| 3 | 84G-3712 | BOLT | | | 13 |
| 4 | 6555989 | BUSHING | weld on | | 2 |
| 5 | 6702132 | BUSHING | weld on | | 4 |
| 6 | 6702409 | BUSHING | weld on | | 2 |
| 7 | 6702959 | BUSHING | weld on | | 2 |
| 8 | 83D-8 | NUT | | | 28 |
| 9 | 6704680 | COVER | See Page HYDROSTATIC CIRCUITRY(1) & HYDROS TATIC CIRCUITRY(1) | | 1 |
| 10 | 6705047 | BUSHING | weld on | | 2 |
| 11 | 6577394 | BRACKET | hinge - weld on - for two piece rear door | | 2 |
| 11 | 6708987 | BRACKET | hinge - weld on - for one piece rear door | | 2 |
| 12 | 31C-824 | BOLT | | 5096 35001-39898 | 12 |
| 12 | | | | 5096 16504 & Bel | 12 |
| 13 | 6578505 | COVER | See Page DISC BRAKE(1) & DISC BRAKE(1) | | 1 |
| 14 | 6706042 | COVER | See Page DISC BRAKE(1) & DISC BRAKE(1) | | 1 |
| 15 | 6700330 | COVER | See Page DISC BRAKE(1) & DISC BRAKE(1) | | 1 |
| 16 | 6670627 | BREATHER | See Page DISC BRAKE(1) - Was 6646626 [A] | | 1 |
| 17 | 6553411 | BUSHING | | | 2 |
| 18 | 11F-12 | PLUG | chaincase fill | | 1 |
| 19 | NAP | CHAINCASE | SEE BTlinD1: 313 - See Page DRIVE TRAIN(1) & DRIVE TRAIN(1) - Was 6706916 [A] | 5096 35001-39898 | 1 |
| 19 | | | | 5096 16504 & Bel | 1 |
| 19 | 6712826 | CHAINCASE | | 5096 39899 & Abv | 1 |
| 19 | | | | 5096 16505-34999 | 1 |
| 20 | 31C-820 | BOLT | | 5096 35001-39898 | 16 |
| 20 | | | | 5096 16504 & Bel | 16 |
| 20 | 31C-820 | BOLT | | 5096 39899 & Abv | 28 |
| 20 | | | | 5096 16505-34999 | 28 |
| 21 | 6703205 | COVER | | 5096 35001-39898 | 2 |
| 21 | | | | 5096 16504 & Bel | 2 |
| 22 | 6704695 | COVER | | 5096 39899 & Abv | 2 |
| 22 | | | | 5096 16505-34999 | 2 |
| 23 | 6700182 | COVER | | | 1 |
| 24 | 6599645 | PLUG | chaincase drain | | 1 |
| 25 | 6706485 | HOOK | tie down - weld on | | 2 |
| 26 | 6701097 | WASHER | | | 10 |
| 27 | 6707515 | BRACE | frame - weld on | | 2 |

OPERATOR CAB

NOTE: 6714062 Gas Spring Kit to be used when loader is equipped W/Cab Enclosure. Because Gas Spring is heavy duty W/larger diameter, (2) of 91G-416 Screws, with low profile heads, must be used in place of 35C-410 Bolt located behind gas spring on left side of ROPS.



TS-1218

OPERATOR CAB

| Ref.N° | Part N° | Description | Remarks | Serial N° | Qty. |
|--------|----------|--------------|--|------------------|------|
| 1 | 6701957 | OPERATOR CAB | includes cab decals | | 1 |
| 2 | 6708682 | INSULATION | seat back - Use W/Ref. OPERATOR CAB(41) - Was 6707326 [A] | | 1 |
| 3 | 6706155 | INSULATION | cab top - Use W/Ref. OPERATOR CAB(41) | 5096 35001-40052 | 1 |
| 3 | | | | 5096 16511 & Bel | 1 |
| 3 | 6715094 | INSULATION | cab top - Use W/Ref. OPERATOR CAB(41) & OPERATOR CAB(50) - Was 6712537 [A] | 5096 40053 & Abv | 1 |
| 3 | | | | 5096 16512-34999 | 1 |
| 4 | 6718489 | INSULATION | control panel - Use W/Ref. OPERATOR CAB(41) - Was 6706918 [A] | | 1 |
| 5 | 85D-8 | NUT | | | 2 |
| 6 | 6553709 | WASHER | | | 2 |
| 7 | 6702971 | BOLT | | | 2 |
| 8 | 6560633 | MOUNT | | | 2 |
| 9 | 6515817 | WASHER | | | 2 |
| 10 | NAP | GAS SPRING | Order Ref. OPERATOR CAB(25)-OPERATOR CAB(27) | | 1 |
| 11 | 6631418 | PIN | ring | | 4 |
| 12 | 6567743 | PIN | | | 4 |
| 13 | 6706349 | MOUNT | | | 2 |
| 14 | 84G-3112 | BOLT | | | 4 |
| 15 | 6715095 | INSULATION | seat pan - Use W/Ref. OPERATOR CAB(28) - Was 6706982 [B] | | 1 |
| 16 | 6700171 | GAS SPRING | W/O lock | | 1 |
| 16 | 6714062 | KIT | W/O lock -heavy duty gas spring - SEE NOTE - Was 6670730 [A] | | 1 |
| 16 | 91G-416 | BOLT | SEE NOTE - Was 91G-410 [B] | | 2 |
| 16 | 6900531 | INSTRUCTIONS | | | 1 |
| 17 | 6567604 | SPACER | | | 2 |
| 18 | 53D-10 | NUT | Was 83D-10 [B] | | 2 |
| 19 | 6562602 | BUSHING | rubber | | 2 |
| 20 | 6579613 | STOP | cab tilt | | 2 |
| 21 | 17C-1056 | BOLT | | | 2 |
| 22 | 6701651 | WINDOW | rear | | 1 |
| 23 | 6559515 | EXIT TAG | | | 1 |
| 24 | NAP(| HEATER | 100'(2540 mm) long - Order Ref. OPERATOR CAB(43) | | 1 |
| 24 | NAP | CORD | 100'(2540 mm) long - Order Ref. OPERATOR CAB(43) | | 1 |
| 25 | 6701174 | WASHER | | | 1 |
| 26 | 6708189 | TUBE | stop - Was 6701175 [A] | | 1 |
| 27 | 6664205 | GAS SPRING | | | 1 |
| 28 | 6652818 | ADHESIVE | insulation - 24 oz. spray can | | x |
| 29 | 6702259 | SHIELD | L.H. | | 1 |
| 30 | 6704929 | INLET | fuel fill - See Page COOLING SYSTEM(1) | | 1 |
| 31 | 84G-3110 | BOLT | | | 6 |
| 32 | 59D-8 | NUT | | | 2 |
| 33 | 6715098 | INSULATION | cab back - Use W/Ref. OPERATOR CAB(41) - Was 6706156 [A] | | 1 |
| 34 | 6715097 | INSULATION | cab back - Use W/Ref. OPERATOR CAB(41) - Was 6706157 [A] | | 1 |
| 35 | 6703451 | INSULATION | cab back - Use W/Ref. OPERATOR CAB(28) | | 1 |
| 36 | 6703452 | INSULATION | cab back - Use W/Ref. OPERATOR CAB(28) | | 1 |

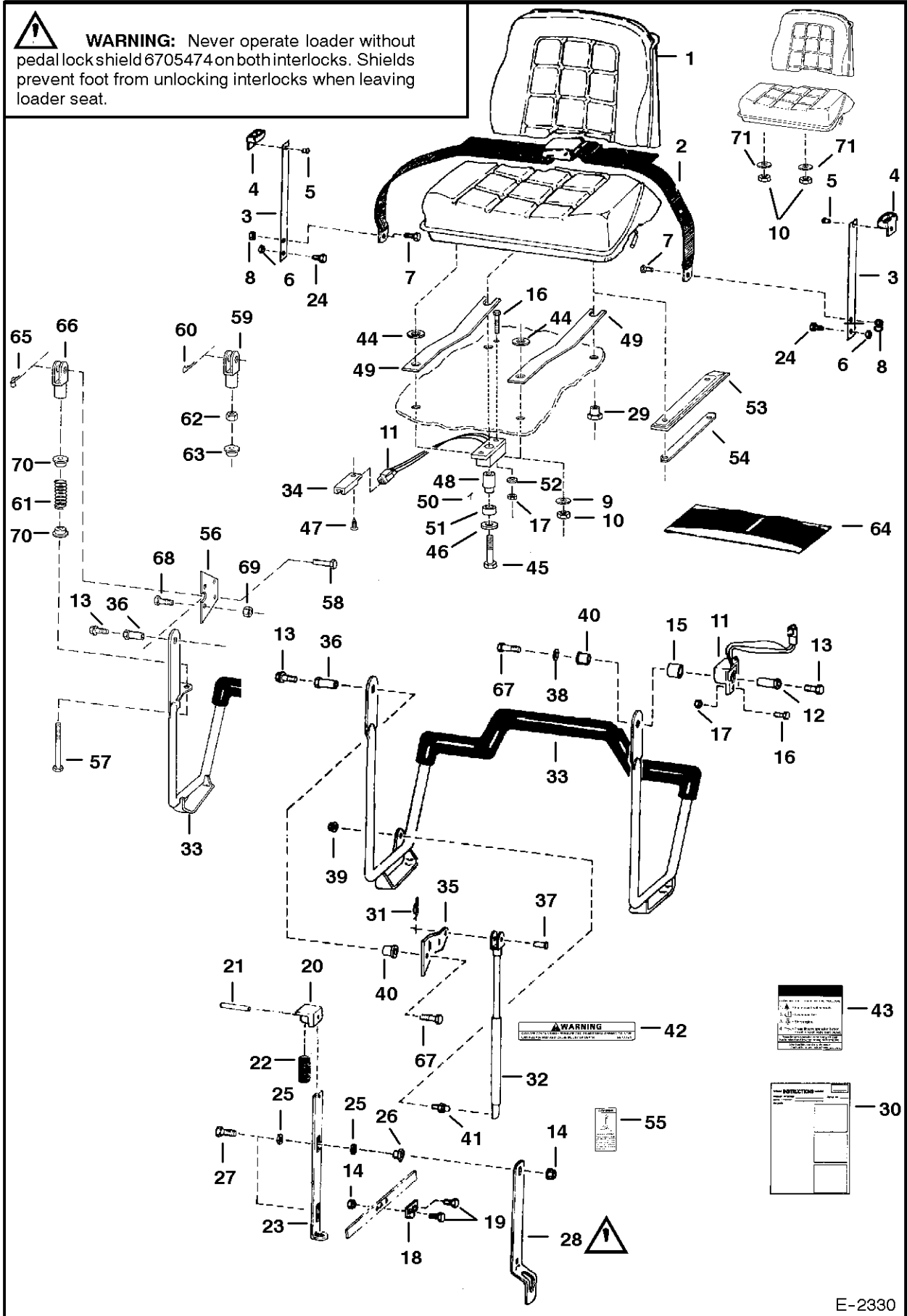
OPERATOR CAB

| Ref.N° | Part N° | Description | Remarks | Serial N° | Qty. |
|--------|---------|-------------|---|-----------|------|
| 37 | 6703455 | INSULATION | cab back - Use W/Ref. OPERATOR CAB(28) | | 1 |
| 38 | 35C-510 | BOLT | | | 3 |
| 39 | 83D-5 | NUT | | | 4 |
| 40 | 6664374 | PLUG | heater hole | | 5 |
| 41 | 6664310 | CLIP | insulation | | 8 |
| 42 | 35C-410 | BOLT | | | 6 |
| 43 | 6665568 | SEAL | bulk - Sold Per Foot - Was 6658352 [B] | | x |
| 43 | 6554149 | CORD | bulk - Sold Per Foot | | x |
| 44 | 83D-4 | NUT | | | 6 |
| 45 | 6703159 | TRACK | R.H. | | 1 |
| 45 | 6703160 | TRACK | L.H. | | 1 |
| 46 | 6705735 | WINDOW | | | 1 |
| 47 | 6664351 | SEAL | Used W/ Cab Headliner | | 1 |
| 47 | 6665012 | SEAL | Used W/O Cab Headliner | | 1 |
| 48 | 17C-512 | BOLT | | | 1 |
| 49 | 6707879 | COVER | | | 1 |
| 50 | 6669308 | RETAINER | snap in | | 2 |
| 51 | 6708827 | CONTAINER | manuals | | 1 |
| 52 | 6702642 | BOLT | | | 2 |
| 53 | NAP | MOULDING | 10.5'(266 mm) long - Order Ref. OPERATOR CAB(54) - front corners of cab seat pan | | 2 |
| 54 | 6654139 | MOULDING | bulk - Sold Per Foot | | x |

SEAT & SEAT BAR



WARNING: Never operate loader without pedal lock shield 6705474 on both interlocks. Shields prevent foot from unlocking interlocks when leaving loader seat.



E-2330

SEAT & SEAT BAR

| Ref.N° | Part N° | Description | Remarks | Serial N° | Qty. |
|--------|----------|--------------|--|------------------|------|
| 1 | | SEAT | See Page SEAT(1) - %Standard seat requires (1) of Ref. SEAT & SEAT BAR(1) located on R.H. side - Suspension seat requires (2) of | | 1 |
| 2 | NAP | SEAT BELT | Order Ref. SEAT & SEAT BAR(64) - Was 6564774 [A] | | 1 |
| 2 | NAP | SEAT BELT | Order 6675074inD1 Seat Belt & (2) of Ref. SEAT & SEAT BAR(3) (6725373inD1 Spring Plate) - Was 6667875 [A] | | 1 |
| 2 | NAP | SEAT BELT | W/spring plate - Order 6675074inD1 Seat Belt & (2) of Ref. SEAT & SEAT BAR(3) (6725373inD1 Spring Plate) - Was 6725403 [A] | | 1 |
| 2 | 6675074 | SEAT BELT | W/O spring plate | | 1 |
| 3 | NAP | GUIDE ASSY. | W/Ref. SEAT & SEAT BAR(4) & SEAT & SEAT BAR(5) -13.75'(349,3 mm))long - Use W/Ref. SEAT & SEAT BAR(2) (NAP/6564774 Seat Belt) | | 2 |
| 3 | NAP | GUIDE ASSY. | W/Ref. SEAT & SEAT BAR(4) & SEAT & SEAT BAR(5) - 12.25'(311,2 mm))long - Use W/Ref. SEAT & SEAT BAR(2) (NAP/6667875 Seat Belt) | | 2 |
| 3 | 6711908 | SPRING PLATE |)Use W/Ref. SEAT & SEAT BAR(2) (NAP/6725403 Seat Belt) | | 2 |
| 3 | 6725373 | SPRING PLATE |)Use W/Ref. SEAT & SEAT BAR(2) (6675074inD1 Seat Belt) | | 2 |
| 4 | 6565355 | GUIDE | | | 2 |
| 5 | 6630207 | RIVET | | | 4 |
| 6 | 85D-6 | NUT | | | 2 |
| 7 | 17C-716 | BOLT | Was 17C-715 [D] | | 2 |
| 8 | 85D-7 | NUT | | | 2 |
| 9 | 6701174 | WASHER | | | 2 |
| 10 | 61D-5 | NUT | | 5096 35001-48899 | 2 |
| 10 | | | | 5096 16001-17299 | 1 |
| 10 | 59D-5 | NUT | Was 61D-5 [B] | 5096 48900 & Abv | 4 |
| 10 | | | | 5096 17300-34999 | 4 |
| 11 | 6670652 | SENSOR | Order Ref. SEAT & SEAT BAR(50) - Was 6667690 [B] | | 2 |
| 12 | 6706685 | BUSHING | | | 1 |
| 13 | 35C-608 | BOLT | | 5096 35001-43086 | 2 |
| 13 | | | | 5096 16001-16727 | 2 |
| 13 | 35C-612 | BOLT | | 5096 43087 & Abv | 2 |
| 13 | | | | 5096 16728-34999 | 2 |
| 14 | 83D-6 | NUT | | | 8 |
| 15 | 6671135 | BUSHING | Was 6665521 [A] | | 1 |
| 16 | 35C-410 | BOLT | fastens thru tab - .625'(15,9 mm) long | | 2 |
| 16 | 17C-428 | BOLT | fastens thru body of Ref. SEAT & SEAT BAR(11) - 1.75'(44,4 mm) long - Was 6710539 [A] | | 1 |
| 17 | 83D-4 | NUT | for bolt thru tab | | 2 |
| 17 | 50D-12 | NUT | for bolt thru body | | 1 |
| 18 | 6563151 | LINK | | | 2 |
| 19 | 17C-616 | BOLT | | | 4 |
| 20 | 6563148 | BLOCK | | | 2 |
| 21 | 14J-2512 | PIN | | | 2 |
| 22 | 6702430 | SPRING | | | 2 |
| 23 | 6578150 | LOCK | | | 2 |
| 24 | 17C-612 | BOLT | | 5096 35001-43086 | 4 |
| 24 | | | | 5096 16001-16727 | 4 |
| 24 | 17C-612 | BOLT | | 5096 43087 & Abv | 2 |
| 24 | | | | 5096 16728-34999 | 2 |

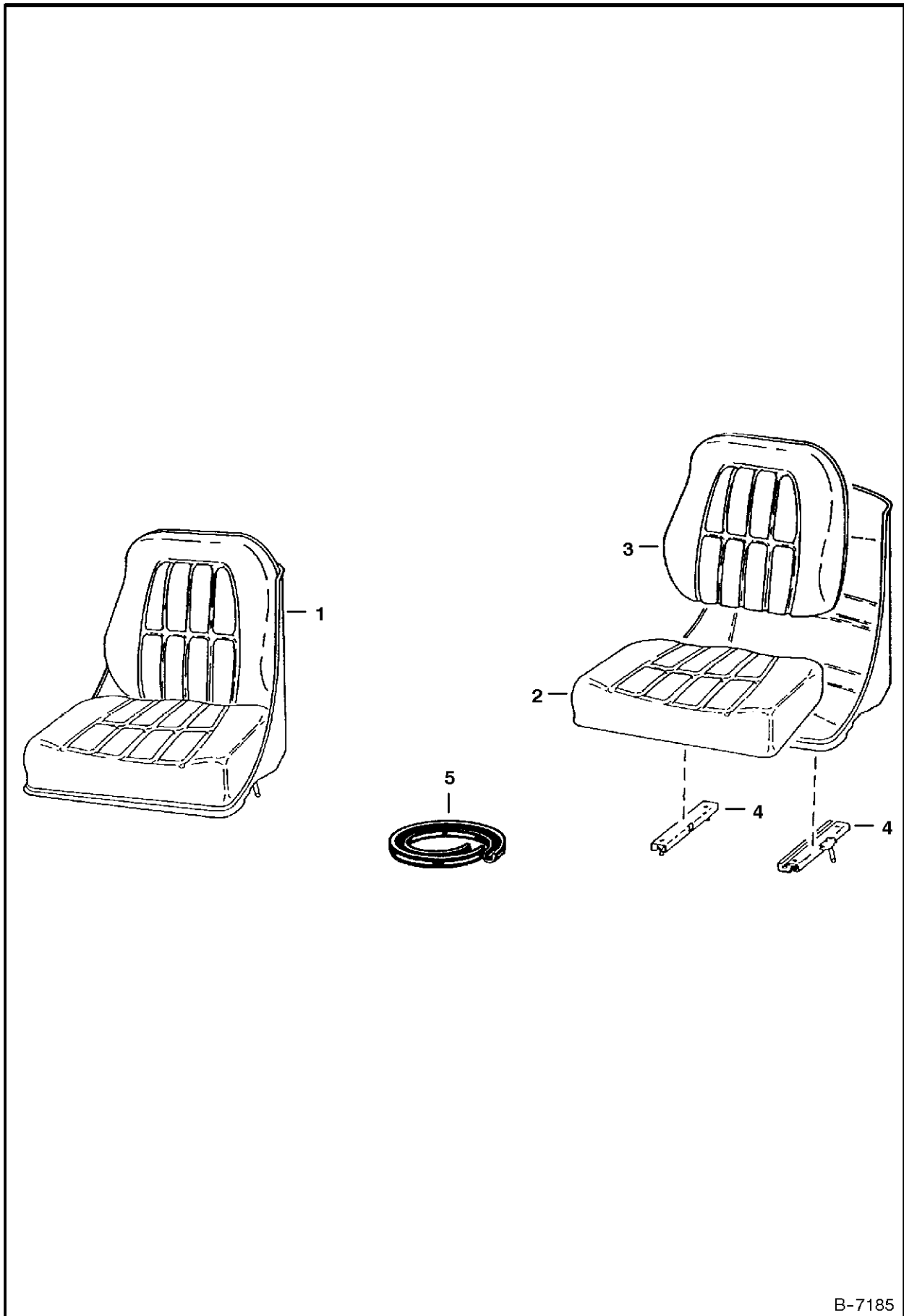
SEAT & SEAT BAR

| Ref.N° | Part N° | Description | Remarks | Serial N° | Qty. |
|--------|---------|--------------|--|------------------|------|
| 25 | 6700170 | WASHER | plastic | | 8 |
| 26 | 6559479 | NUT | | | 4 |
| 27 | 6705489 | BOLT | | | 4 |
| 28 | 6705474 | LOCK SHIELD | Never operate loader without pedal lock shield on both interlocks ... SEE WARNING ON PREVIOUS PAGE | | 2 |
| 29 | 6707319 | NUT | spacer | | 1 |
| 30 | 6722392 | INSTRUCTIONS | For Ref. SEAT & SEAT BAR(28) | | 1 |
| 31 | 6631418 | PIN | ring | 5096 35001-39952 | 1 |
| 31 | | | | 5096 16001-16507 | 1 |
| 32 | 6664207 | GAS SPRING | | | 1 |
| 33 | 6716778 | SEAT BAR | for use W/Gas Spring - Was 6706358 [A] | 5096 35001-39952 | 1 |
| 33 | | | | 5096 16001-16507 | 1 |
| 33 | NAP | SEAT BAR | for use W/Compression Spring - Order 6716777inD1] Seat Bar, & (2) ea. of Ref. SEAT & SEAT BAR(70), SEAT & SEAT BAR(57), SEAT & S | 5096 39953-43086 | 1 |
| 33 | | | | 5096 16508-16727 | 1 |
| 33 | 6716777 | SEAT BAR | Was 6713609 [A] | 5096 43087 & Abv | 1 |
| 33 | | | | 5096 16728-34999 | 1 |
| 34 | 6665000 | CLIP | | | 1 |
| 35 | 6706388 | BRACKET | | 5096 35001-39952 | 1 |
| 35 | | | | 5096 16001-16507 | 1 |
| 36 | 6706962 | BUSHING | | | 1 |
| 37 | 4F-5062 | PIN | | 5096 35001-39952 | 1 |
| 37 | | | | 5096 16001-16507 | 1 |
| 38 | 25E-17 | WASHER | Was 25E-18 [B] | | 1 |
| 39 | 85D-5 | NUT | | | 1 |
| 40 | 6664882 | BUSHING | keyed | | 2 |
| 41 | 6649244 | BALL STUD | | 5096 35001-39952 | 1 |
| 41 | | | | 5096 16001-16507 | 1 |
| 42 | 6577754 | DECAL | warning | 5096 35001-39952 | 1 |
| 42 | | | | 5096 16001-16507 | 1 |
| 43 | 6707134 | DECAL | instruction for LCS | | 1 |
| 44 | 6706890 | WASHER | | | 2 |
| 45 | 17C-508 | BOLT | | | 2 |
| 46 | 25E-16 | WASHER | | | 1 |
| 47 | 6664221 | RETAINER | | | 1 |
| 48 | 6710751 | BUSHING | spacer - Was 6706686 [A] | | 1 |
| 49 | 6706966 | SPRING | plate | | 1 |
| 49 | 6706966 | SPRING | plate - for use W/Milsco seat | | 2 |
| 50 | 6664881 | KEY | magnetic bushing | | 1 |
| 51 | 6666608 | BUSHING | tapered magnetic | | 1 |
| 52 | 25E-10 | WASHER | | | 1 |
| 53 | 6711729 | COVER | | | 2 |
| 54 | 6711730 | STRIP | | | 2 |
| 55 | 6705720 | DECAL | lock shield | 5096 43087 & Abv | 1 |
| 55 | | | | 5096 16728-34999 | 1 |
| 56 | 6710660 | MOUNT | | 5096 39953 & Abv | 2 |
| 56 | | | | 5096 16508-34999 | 2 |
| 57 | 6713887 | BOLT | Was 6711897 [A] | 5096 39953 & Abv | 2 |
| 57 | | | | 5096 16508-34999 | 2 |

SEAT & SEAT BAR

| Ref.N° | Part N° | Description | Remarks | Serial N° | Qty. |
|--------|---------|-------------|--|------------------|------|
| 58 | 4F-6106 | PIN | | 5096 39953 & Abv | 2 |
| 58 | | | | 5096 16508-34999 | 2 |
| 59 | 2J-6208 | CLEVIS | | 5096 39953 & Abv | 2 |
| 59 | | | | 5096 16508-34999 | 2 |
| 60 | 1306637 | PIN | | 5096 39953 & Abv | 2 |
| 60 | | | | 5096 16508-34999 | 2 |
| 61 | 6701535 | SPRING | | 5096 39953 & Abv | 2 |
| 61 | | | | 5096 16508-34999 | 2 |
| 62 | 8D-6 | NUT | | 5096 39953 & Abv | 2 |
| 62 | | | | 5096 16508-34999 | 2 |
| 63 | 6571991 | WASHER | | 5096 39953 & Abv | 2 |
| 63 | | | | 5096 16508-34999 | 2 |
| 64 | NAP | KIT |)seat belt & guide assy. - Ref. SEAT & SEAT BAR(2) & SEAT & SEAT BAR(3) - Order Ref. SEAT & SEAT BAR(2) (6675074inD1 Seat Belt & | | 1 |
| 65 | 6631418 | PIN | | 5096 43087 & Abv | 2 |
| 65 | | | | 5096 16728-34999 | 2 |
| 66 | 6713589 | CLEVIS | | 5096 43087 & Abv | 2 |
| 66 | | | | 5096 16728-34999 | 2 |
| 67 | 17C-612 | BOLT | | 5096 35001-43086 | 2 |
| 67 | | | | 5096 16001-16727 | 2 |
| 67 | 17C-608 | BOLT | | 5096 43087 & Abv | 2 |
| 67 | | | | 5096 16728-34999 | 2 |
| 68 | 17C-712 | BOLT | | 5096 43087 & Abv | 2 |
| 68 | | | | 5096 16728-34999 | 2 |
| 69 | 91D-7 | NUT | | 5096 43087 & Abv | 2 |
| 69 | | | | 5096 16728-34999 | 2 |
| 70 | 6710659 | BUSHING | | 5096 39953 & Abv | 2 |
| 70 | | | | 5096 16508-34999 | 2 |
| 71 | 6707318 | GUIDE | Was 6571991 [B,D] | 5096 35001-48900 | 2 |
| 71 | | | | 5096 17300-34999 | 2 |

**SEAT
(Milsco)**



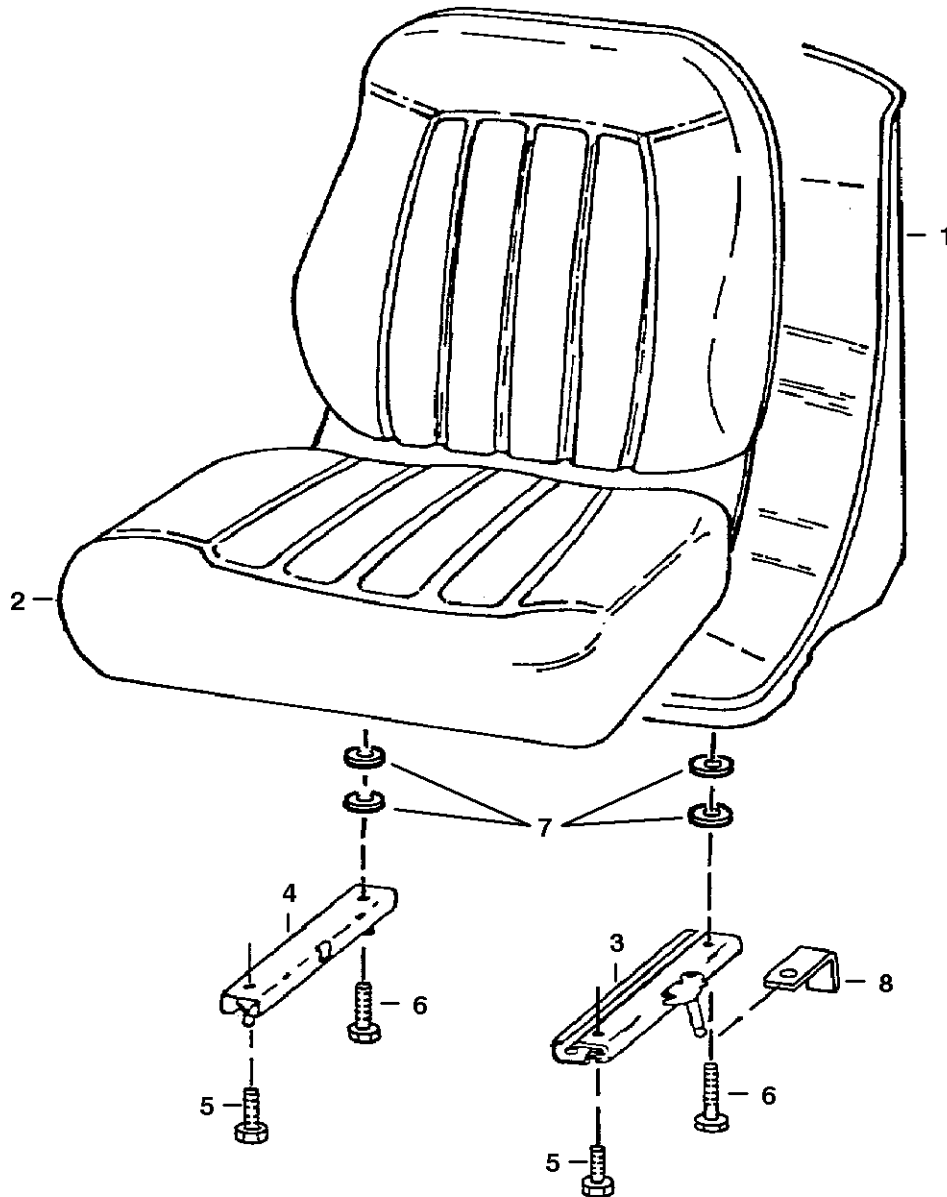
B-7185

SEAT

Page : 1

| Ref.N° | Part N° | Description | Remarks | Serial N° | Qty. |
|--------|---------|--------------|--|-----------|------|
| 1 | 6563140 | SEAT | seat - black - Was 6665401 [A] | | 1 |
| 2 | NAP | CUSHION | seat - gray | | 1 |
| 2 | 6630468 | SEAT CUSHION | seat - black | | 1 |
| 3 | NAP | CUSHION | back - gray | | 1 |
| 3 | 6630465 | BACK CUSHION | back - black | | 1 |
| 4 | 6630469 | TRACK | W/Latch | | 1 |
| 4 | 6599780 | TRACK | WO/Latch | | 1 |
| 5 | 6652935 | EDGING | 96" (2,4 m) - For Ref. SEAT(2) & SEAT(3) | | x |
| 5 | 6665656 | CLIP | splice | | 1 |

SEAT (Michigan)



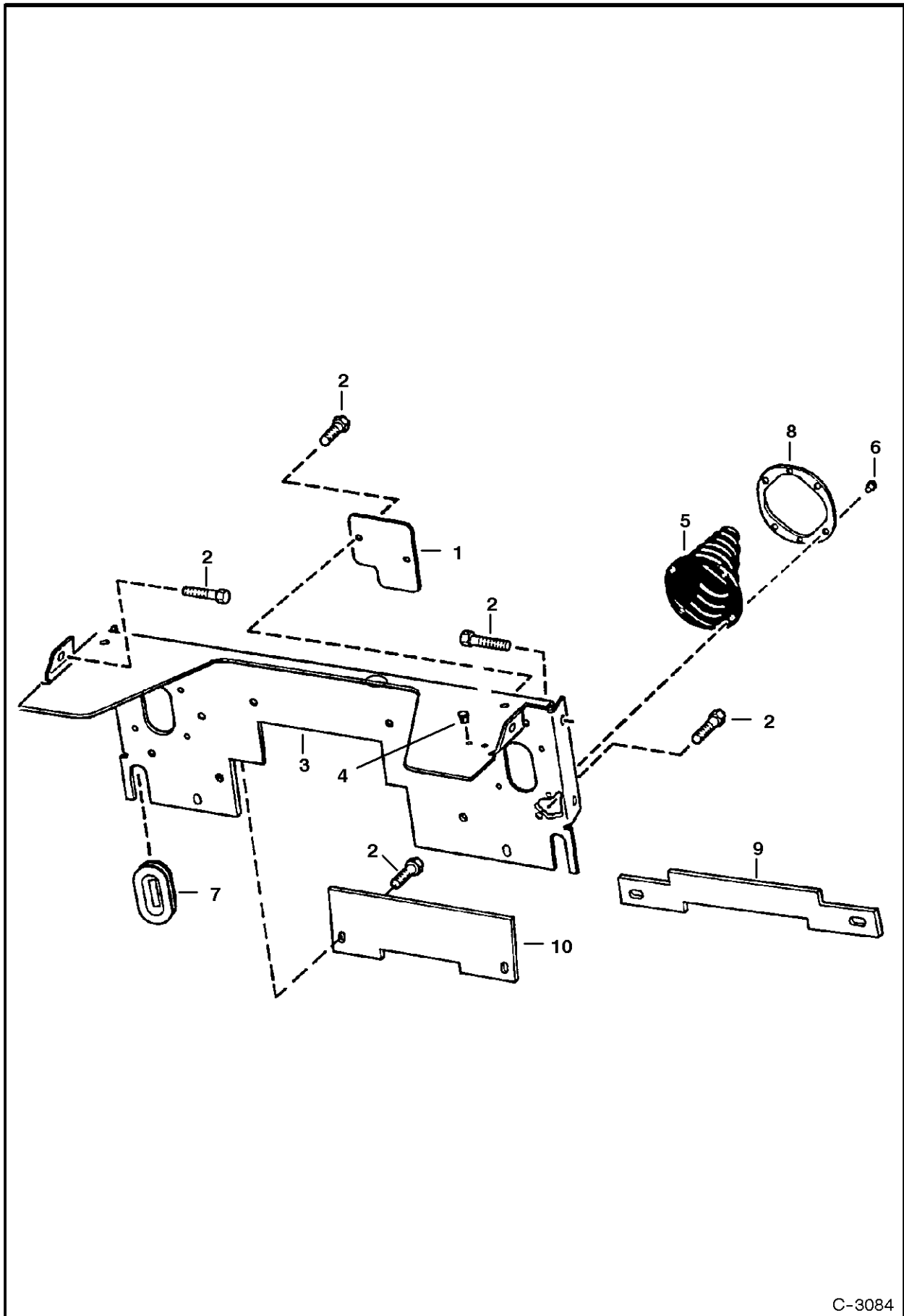
B-14720

SEAT

Page : 1

| Ref.N° | Part N° | Description | Remarks | Serial N° | Qty. |
|--------|---------|-------------|--|-----------|------|
| 1 | NAP | SEAT | W/Ref. SEAT(2)-SEAT(5) & SEAT(8) - Order 6669135i nD1M Seat - Was 6667684 [A] | | 1 |
| 1 | 6669135 | SEAT | W/Ref. SEAT(2)-SEAT(7) | | 1 |
| 2 | 6670160 | CUSHION | W/edging, clip & (2) grommets | | 1 |
| 2 | NSS | EDGING | | | 1 |
| 2 | NSS | CLIP | | | 1 |
| 3 | NAP | TRACK | L.H. - W/10'(254 mm) latch - Was 6669088 [A] | | 1 |
| 3 | 6674013 | TRACK | L.H. - W/8'(203,2 mm) latch | | 1 |
| 4 | 6669089 | TRACK | R.H. - W/O Latch | | 1 |
| 5 | 25G-512 | BOLT | 6669135inD1M Seat uses (2) bolts | | 4 |
| 6 | 25G-520 | BOLT | | | 2 |
| 7 | 6672715 | SPACER | Was 7000010 [A] | | 4 |
| 8 | 6668953 | BRACKET | See S/L Dated 16 April 1996 | | 2 |

PANELS

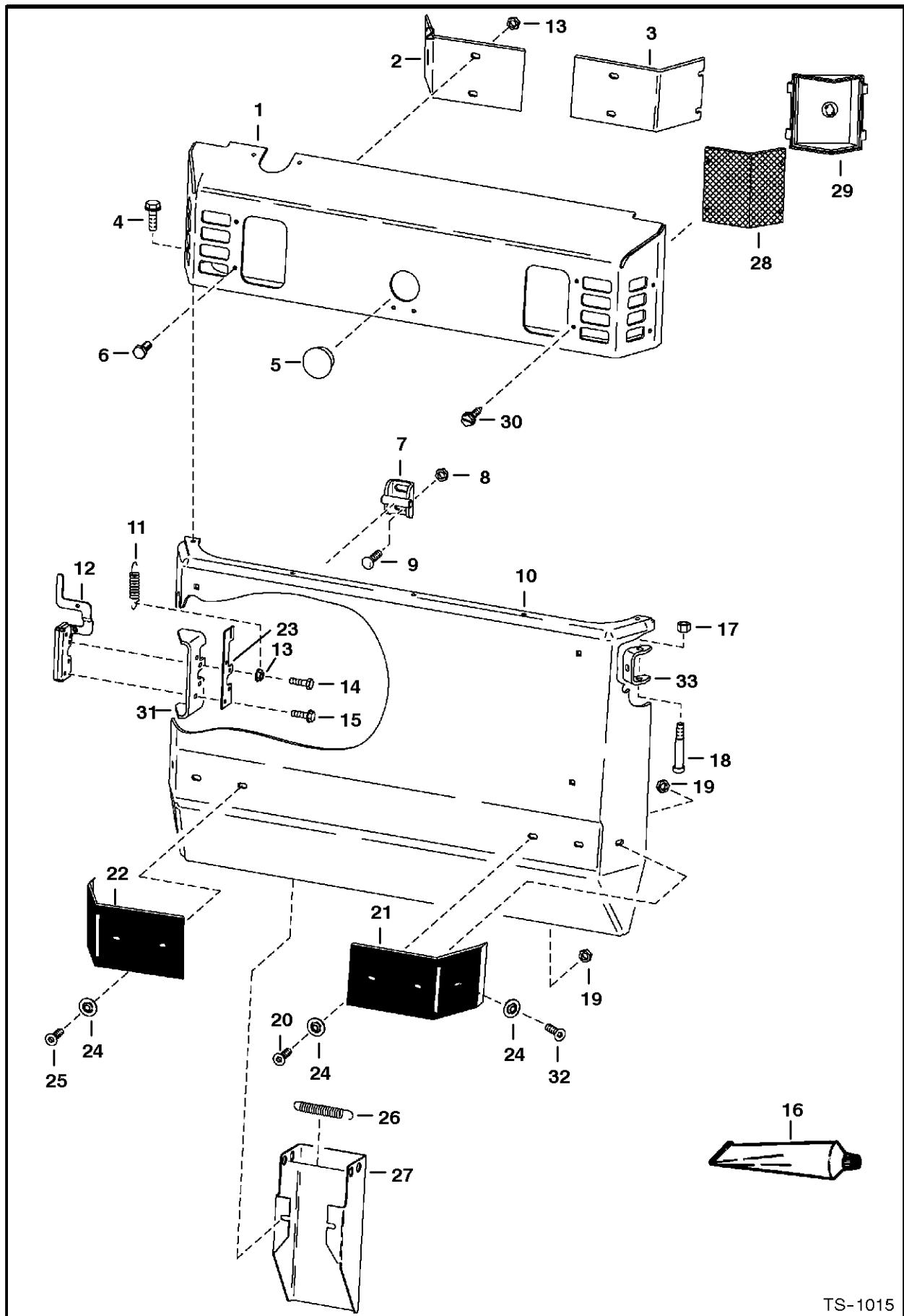


C-3084

PANELS

| Ref.N° | Part N° | Description | Remarks | Serial N° | Qty. |
|--------|----------|-------------|--|-----------|------|
| 1 | 6707316 | PLATE | | | 1 |
| 2 | 84G-3712 | BOLT | | | 16 |
| 3 | NAP | SHIELD | Order (2) of Ref. PANELS(2) & (1) ea. of 6717208inD1 } Shield & Ref. PANELS(10) - Was 6706917 [A] | | 1 |
| 3 | 6717208 | SHIELD | | | 1 |
| 4 | 5289686 | PLUG | | | 2 |
| 5 | 6532127 | BOOT | W/Ref. PANELS(8) | | 2 |
| 6 | 6630207 | RIVET | | | 12 |
| 7 | 6577961 | GROMMET | | | 2 |
| 8 | NAP | PLATE | Order Ref. PANELS(5) | | 2 |
| 9 | NAP | COVER | Order Ref. PANELS(10) - Was 6717890 [B] | | 1 |
| 10 | 6718446 | COVER | 5.25" x 13" (133,4mm x 330,2mm) | | 1 |

REAR DOOR (Two Piece)

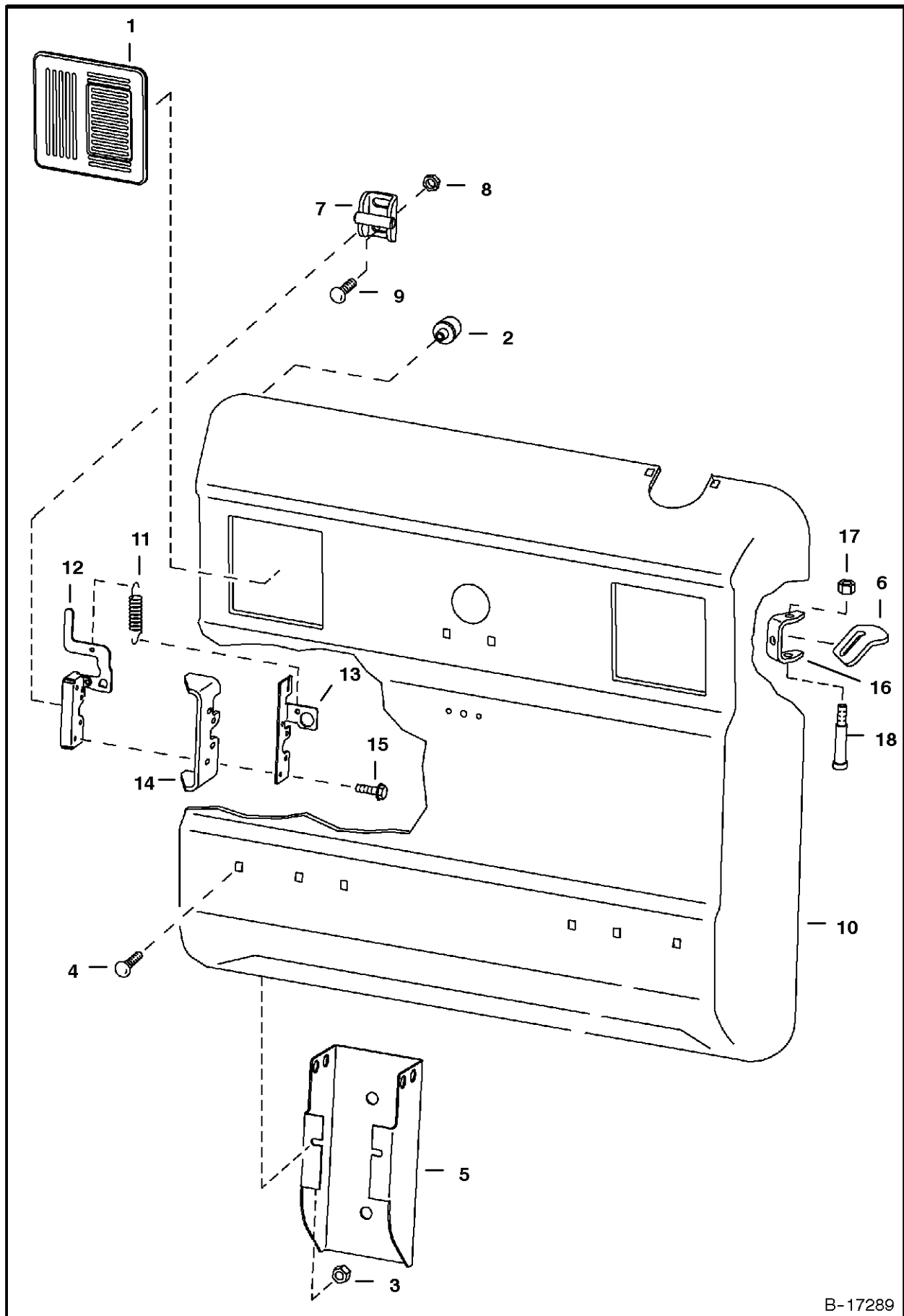


TS-1015

REAR DOOR

| Ref.N° | Part N° | Description | Remarks | Serial N° | Qty. |
|--------|----------|---------------|---|-----------|------|
| 1 | 6703868 | HOOD | steel - See Page SEAT(1) | | 1 |
| 2 | 6704682 | COVER | | | 1 |
| 3 | 6704683 | COVER | | | 1 |
| 4 | 84G-3716 | BOLT | | | 5 |
| 5 | 6718796 | PLUG | Was 6660646 [A] | | 1 |
| 6 | 17C-412 | BOLT | | | 8 |
| 7 | 6715157 | STRIKER ASSY. | Was 6579969 [A] | | 1 |
| 8 | 83D-8 | NUT | | | 2 |
| 9 | 37C-820 | BOLT | | | 2 |
| 10 | 6708624 | REAR DOOR | Was 6704639 [A] | | 1 |
| 11 | 6563128 | SPRING | | | 1 |
| 12 | 6649420 | LATCH | | | 1 |
| 13 | 57D-4 | NUT | | | 9 |
| 14 | 17C-424 | BOLT | | | 1 |
| 15 | 31C-420 | BOLT | | | 3 |
| 16 | 6649835 | ADHESIVE | Used W/Ref. REAR DOOR(21) & REAR DOOR(22) | | x |
| 17 | 59D-6 | NUT | | | 2 |
| 18 | 38C-856 | BOLT | | | 2 |
| 19 | 57D-6 | NUT | | | 6 |
| 20 | 9G-628 | BOLT | | | 4 |
| 21 | 6577400 | BUMPER | bond W/Ref. REAR DOOR(16) | | 1 |
| 22 | 6577401 | BUMPER | bond W/Ref. REAR DOOR(16) | | 1 |
| 23 | 6704464 | GUIDE | latch | | 1 |
| 24 | 6704332 | WASHER | | | 6 |
| 25 | 9G-636 | BOLT | | | 2 |
| 26 | 6700743 | SPRING | | | 1 |
| 27 | 6709379 | TOOL HOLDER | Was 6705100 [A] | | 1 |
| 28 | 6703797 | LENS | light option only -See Page LIGHT KIT(1) | | 2 |
| 29 | 6704362 | HOUSING | light - light option only - See Page LIGHT KIT(1) | | 2 |
| 30 | 6706517 | SCREW | self tapping - light option only - See Page LIGHT KIT(1)) - Was 6704400 [A] | | 8 |
| 31 | 6700279 | LATCH PLATE | latch | | 1 |
| 32 | 9G-620 | BOLT | | | 2 |
| 33 | 6577395 | HINGE | | | 2 |

REAR DOOR (One Piece)



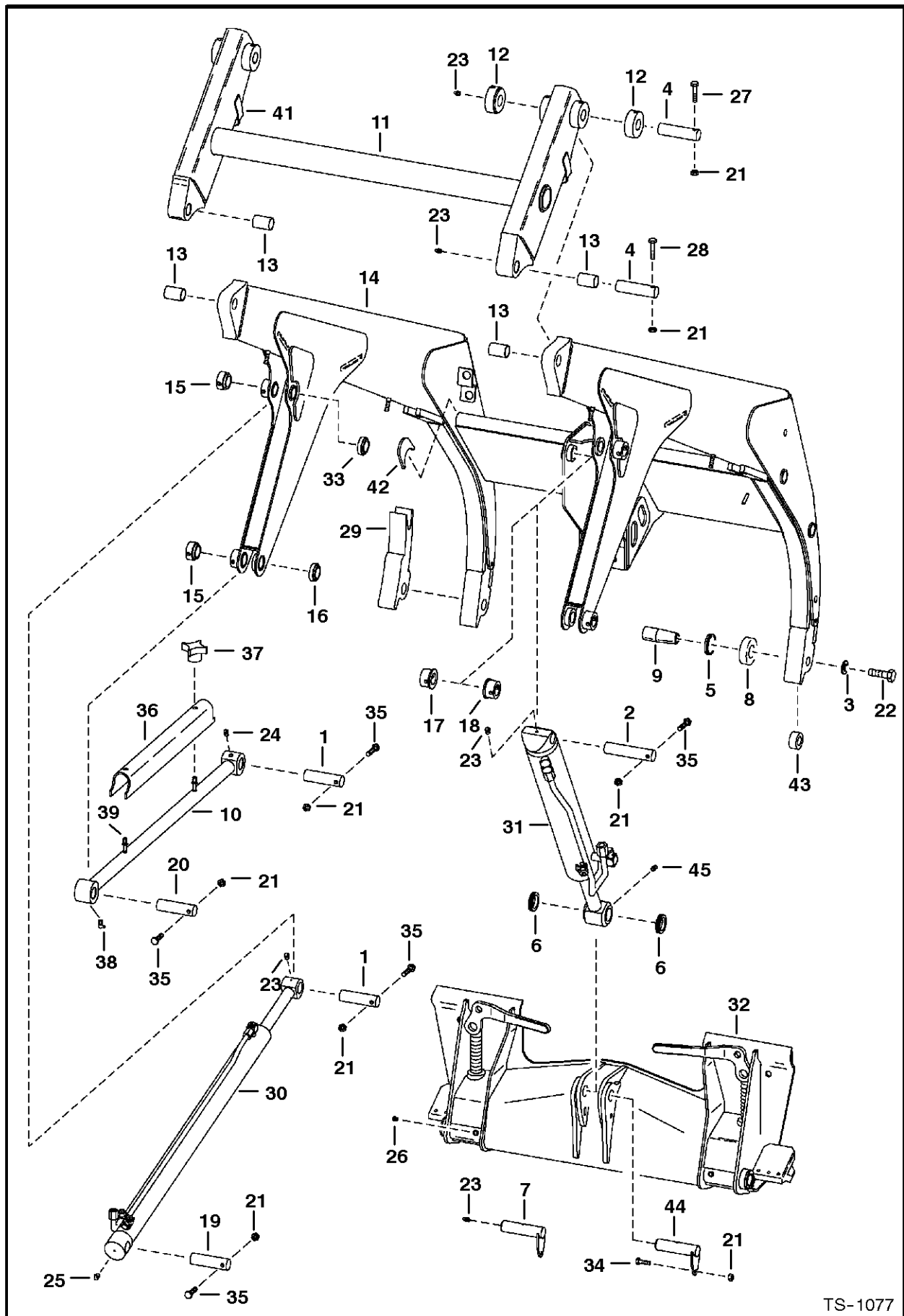
B-17289

REAR DOOR

Page : 1

| Ref.N° | Part N° | Description | Remarks | Serial N° | Qty. |
|--------|---------|---------------|--|-----------|------|
| 1 | 6670287 | COVER | | | 2 |
| 2 | NAP | BUMPER | Order 6655399inD1 Bumper & (2) 61D-5 Nut - Was 6714454 [A] | | 2 |
| 2 | 6655399 | BUMPER | | | 2 |
| 3 | 55D-6 | NUT | | | 2 |
| 4 | 37C-612 | BOLT | | | 2 |
| 5 | 6715318 | TOOL HOLDER | | | 1 |
| 6 | 6714126 | DOOR STOP | | | 1 |
| 7 | 6715157 | STRIKER ASSY. | | | 1 |
| 8 | 57D-8 | NUT | | | 2 |
| 9 | 37C-820 | BOLT | carriage | | 2 |
| 9 | 25G-820 | BOLT | hex socket | | 2 |
| 10 | 6711524 | REAR DOOR | | | 1 |
| 11 | 6714210 | SPRING | | | 1 |
| 12 | 6670867 | LATCH | | | 1 |
| 13 | 6711664 | GUIDE | latch | | 1 |
| 14 | 6711527 | LATCH PLATE | weld on | | 1 |
| 15 | 31C-420 | BOLT | | | 3 |
| 16 | 6711526 | HINGE | weld on | | 2 |
| 17 | 59D-6 | NUT | | | 2 |
| 18 | 38C-856 | BOLT | | | 2 |

LIFT ARMS & BOBTACH



TS-1077

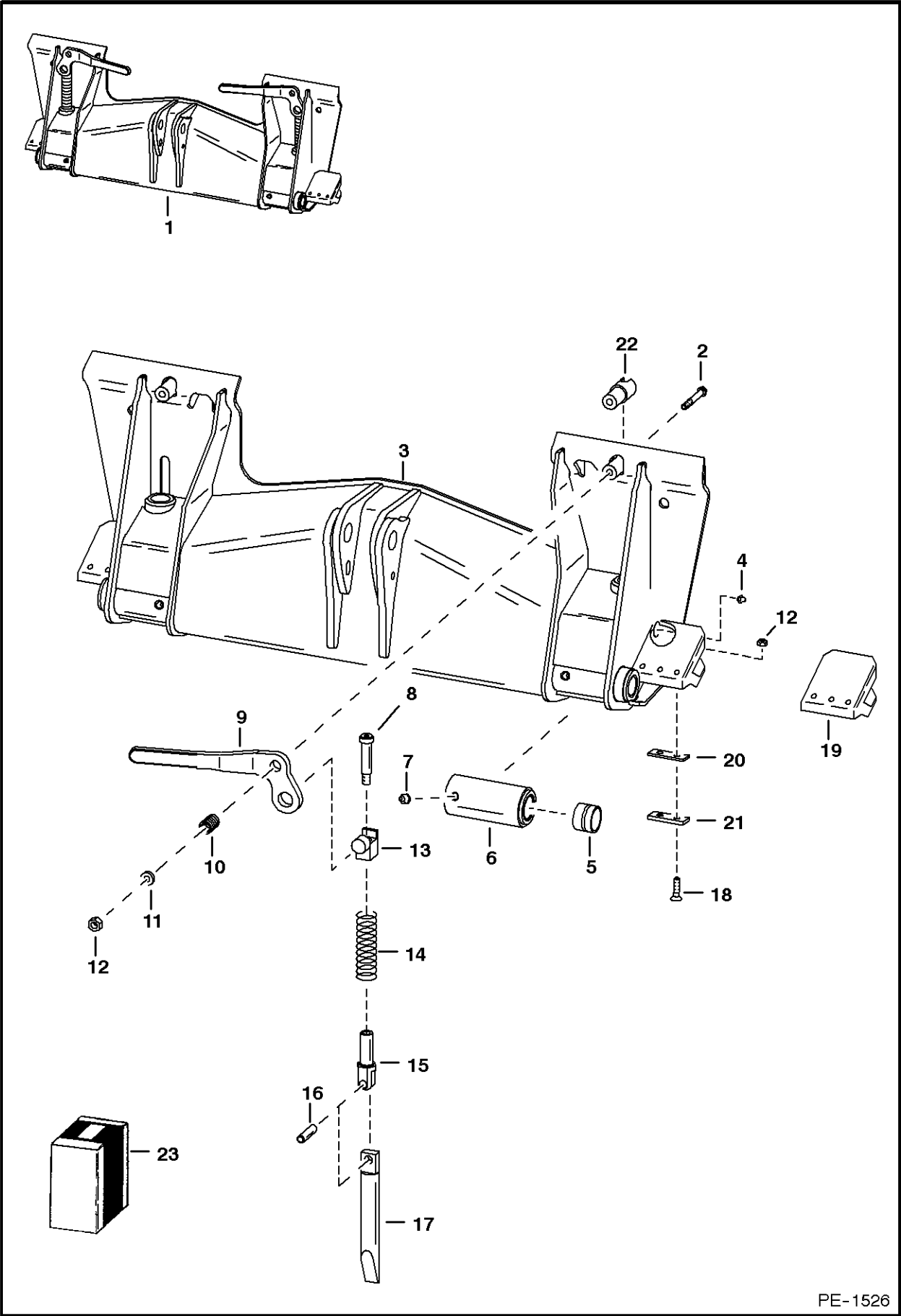
LIFT ARMS & BOBTACH

| Ref.N° | Part N° | Description | Remarks | Serial N° | Qty. |
|--------|----------|-------------|---|------------------|------|
| 1 | 6547593 | PIN | | | 4 |
| 2 | 6704288 | PIN | | | 1 |
| 3 | 6555455 | WASHER | for 1.25'(31,8 mm) dia. pin Ref. LIFT ARMS & BOBTA CH(9) | 5096 35001-36915 | 2 |
| 3 | | | | 5096 16001-16195 | 2 |
| 3 | 6576033 | WASHER | for 1.50'(38,1 mm) dia. pin Ref. LIFT ARMS & BOBTA CH(9) | 5096 36916 & Abv | 2 |
| 3 | | | | 5096 16196-34999 | 2 |
| 4 | 6703572 | PIN | | | 4 |
| 5 | 6651709 | SEAL | | | 2 |
| 6 | 6654117 | SEAL | Use W/Ref. LIFT ARMS & BOBTACH(7) | | 2 |
| 6 | 225855 | SEAL | Use W/Ref. LIFT ARMS & BOBTACH(44) | | 2 |
| 7 | 6705223 | PIN | W/grease zerk hole | | 1 |
| 8 | 6700039 | CUP | seal - for 1.25'(31,8 mm) dia. pin Ref. LIFT ARMS & BOBTACH(9) | 5096 35001-36915 | 2 |
| 8 | | | | 5096 16001-16195 | 2 |
| 8 | 6700463 | CUP | seal - for 1.50'(38,1 mm) dia. pin Ref. LIFT ARMS & BOBTACH(9) | 5096 36916 & Abv | 2 |
| 8 | | | | 5096 16196-34999 | 2 |
| 9 | 6707042 | PIN | 1.25'(31,8 mm) dia. | 5096 35001-36915 | 2 |
| 9 | | | | 5096 16001-16195 | 2 |
| 9 | 6707180 | PIN | 1.50'(38,1 mm) dia. | 5096 36916 & Abv | 2 |
| 9 | | | | 5096 16196-34999 | 2 |
| 10 | 6703917 | ROD LINK | | | 2 |
| 11 | 6702243 | FRAME LINK | | | 1 |
| 12 | 6703030 | BUSHING | weld on | | 4 |
| 13 | 6703448 | BUSHING | | | 4 |
| 14 | NAP | LIFT ARM | W/1.25'(31,8 mm) I.D. Bob Tach mount holes - Order 6712115 Lift Arm & (2) ea. of 6724378 Pin Kits - Also Order 6709215 Bob-Tach | | 1 |
| 14 | NAP | LIFT ARM | W/1.50'(38,1 mm) I.D. Bob Tach mount holes - Order 6712115 Lift)Arm, 6711744 Tube, 6711745 Tube, 6711672 Mount & (2) 84G-3112 | | 1 |
| 14 | 6712115 | LIFT ARM | | | 1 |
| 15 | 6555987 | BUSHING | weld on | | 4 |
| 16 | 6702447 | BUSHING | weld on | | 2 |
| 17 | 6703363 | BUSHING | weld on | | 1 |
| 18 | 6704287 | BUSHING | weld on | | 1 |
| 19 | 6702935 | PIN | | | 2 |
| 20 | 6702452 | PIN | | | 2 |
| 21 | 85D-6 | NUT | | | 14 |
| 22 | 17C-1064 | BOLT | | 5096 35001-36915 | 2 |
| 22 | | | | 5096 16001-16195 | 2 |
| 22 | 31C-1272 | BOLT | | 5096 36916 & Abv | 2 |
| 22 | | | | 5096 16196-34999 | 2 |
| 23 | 10H-25 | GREASE ZERK | | | 7 |
| 24 | 11H-25 | GREASE ZERK | | | 2 |
| 25 | 11H-15 | GREASE ZERK | | | 2 |
| 26 | 743332 | GREASE ZERK | | | 2 |
| 27 | 17C-656 | BOLT | | | 2 |
| 28 | 17C-664 | BOLT | | | 2 |
| 29 | NAP | ARM | R.H. - weld on | | 1 |

LIFT ARMS & BOBTACH

| Ref.N° | Part N° | Description | Remarks | Serial N° | Qty. |
|--------|---------|-------------|--|-----------|------|
| 29 | NAP | ARM | L.H. - weld on | | 1 |
| 30 | 6537254 | CYLINDER | lift - See Page LIFT CYLINDER(1) | | 2 |
| 31 | | CYLINDER | tilt - See Page TILT CYLINDER(1) & TILT CYLINDER(1) | | 1 |
| 32 | | BOB-TACH | See Page BOB-TACH(1) | | 1 |
| 33 | 6703616 | BUSHING | weld on | | 2 |
| 34 | 17C-620 | BOLT | | | 1 |
| 35 | 17C-640 | BOLT | | | 9 |
| 36 | 6703918 | STOP | lift arm | | 1 |
| 37 | 6647668 | KNOB | | | 2 |
| 38 | 12H-15 | GREASE ZERK | | | 2 |
| 39 | 6660341 | STUD | weld on | | 2 |
| 40 | 6724378 | PIN KIT | Ref. LIFT ARMS & BOBTACH(3) (6576033 Washer), Ref. LIFT ARMS & BOBTACH(8) (6700463 Cup), Ref. LIFT ARMS & BOBTACH(9) (6707180 Pi | | 2 |
| 41 | 6705441 | GUIDE | weld on | | 2 |
| 42 | 6703620 | BRACE | weld on - Was 6706320 [A] | | 2 |
| 43 | 6714874 | BUSHING | weld on - W/tapered hole for 1.25"(31,8 mm) dia. pin | | 2 |
| 43 | 6717666 | BUSHING | weld on - W/tapered hole for 1.5"(38,1 mm) dia. pin | | 2 |
| 44 | 6716601 | PIN | W/O grease zerk hole | | 1 |
| 45 | 10H-35 | GREASE ZERK | | | 1 |

BOB-TACH



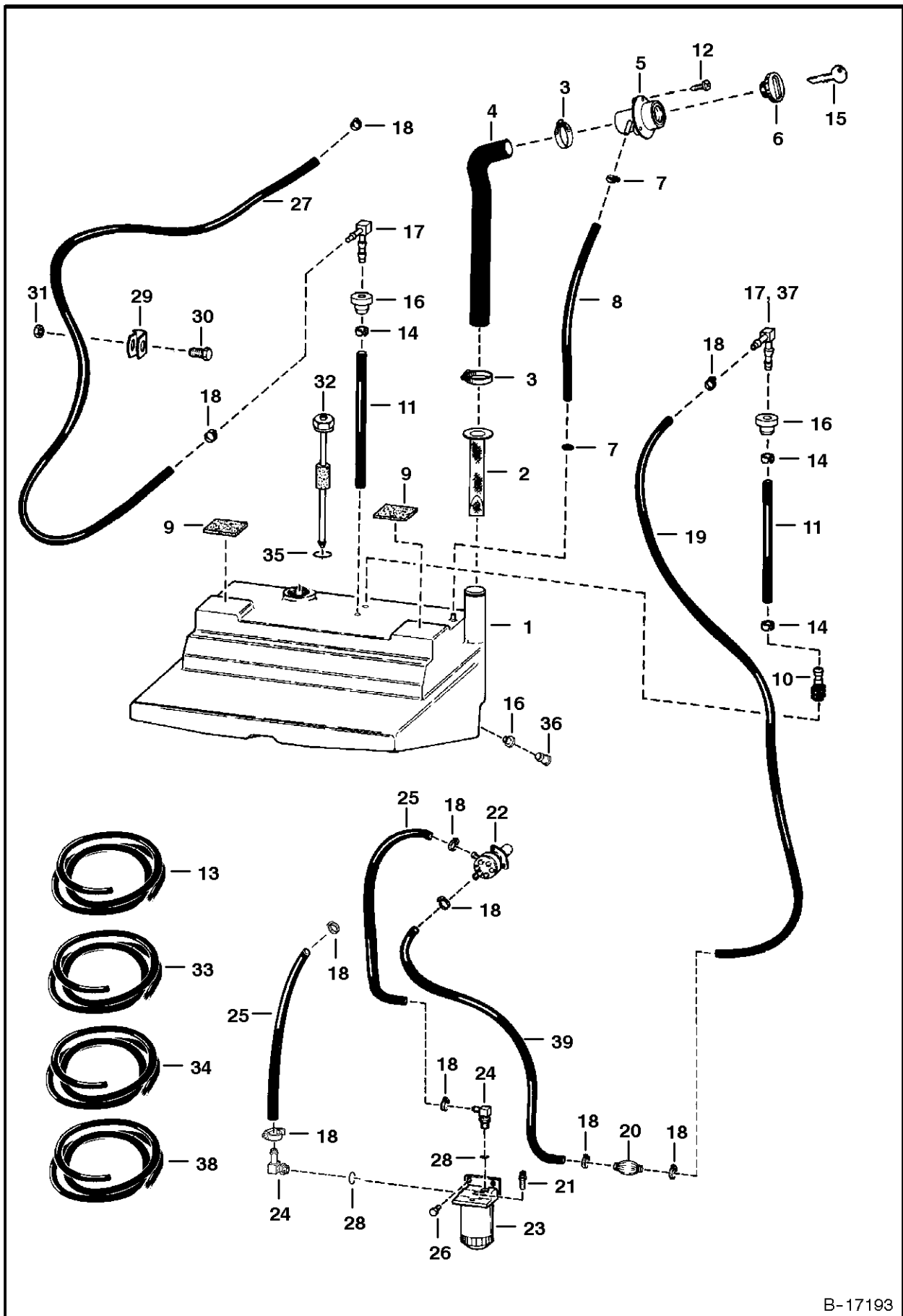
PE-1526

BOB-TACH

Page : 1

| Ref.N° | Part N° | Description | Remarks | Serial N° | Qty. |
|--------|----------|-------------|--|------------------|------|
| 1 | 6571744 | BOB-TACH | Was SALES [D] | 5096 35001-36915 | 1 |
| 1 | | | | 5096 16001-16195 | 1 |
| 1 | 6709216 | BOB-TACH | | 5096 36916 & Abv | 1 |
| 1 | | | | 5096 16196-34999 | 1 |
| 2 | 17C-644 | BOLT | See Ref. BOB-TACH (10) & BOB-TACH (11) - 2.75"(69,9 mm) long | | 2 |
| 2 | 17C-660 | BOLT | See Ref. BOB-TACH (10) & BOB-TACH (11) - 3.75"(95,3 mm) long | | 2 |
| 3 | NAP | FRAME | | | 1 |
| 4 | 10H-35 | GREASE ZERK | | | 2 |
| 5 | 6589665 | BUSHING | Press Fit - 1.25"(31,8 mm) dia. | 5096 35001-36915 | 2 |
| 5 | | | | 5096 16001-16195 | 2 |
| 5 | 711273 | BUSHING | Press Fit - 1.5"(38,1 mm) dia. | 5096 36916 & Abv | 2 |
| 5 | | | | 5096 16196-34999 | 2 |
| 6 | 6577445 | BUSHING | weld on - W/Ref. BOB-TACH (5) (6589665 bushing) | 5096 35001-36915 | 2 |
| 6 | | | | 5096 16001-16195 | 2 |
| 6 | 6715927 | BUSHING | weld on - W/Ref. BOB-TACH (5) (711273 bushing) - Was 6708756 [A] | 5096 36916 & Abv | 2 |
| 6 | | | | 5096 16196-34999 | 2 |
| 7 | 743332 | GREASE ZERK | | | 2 |
| 8 | 38C-1036 | BOLT | shoulder | | 2 |
| 9 | 6702904 | LEVER | R.H. | | 1 |
| 9 | 6702903 | LEVER | L.H. | | 1 |
| 10 | 6704453 | SPRING | Used W/Ref. BOB-TACH (2) (17C-644 Bolt) | | 2 |
| 10 | 6713040 | SPRING | Used W/Ref. BOB-TACH (2) (17C-660 Bolt) | | 2 |
| 11 | 6557831 | WASHER | Used W/Ref. BOB-TACH (2) (17C-644 Bolt) | | 2 |
| 11 | 619021 | WASHER | Used W/Ref. BOB-TACH (2) (17C-660 Bolt) | | 2 |
| 12 | 85D-6 | NUT | | | 6 |
| 13 | 6704240 | PIVOT ASSY | | | 2 |
| 14 | 6562018 | SPRING | Was 6578253 [A] | | 2 |
| 15 | 6704248 | PIVOT | wedge | | 2 |
| 16 | 14J-5032 | PIN | | | 2 |
| 17 | 6704242 | WEDGE ASSY. | | | 2 |
| 18 | 6702958 | BUSHING | weld on | | 2 |
| 19 | 6704600 | STOP | R.H. - Weld on | | 1 |
| 19 | 6704601 | STOP | L.H. - Weld on | | 1 |
| 20 | 6707514 | SHIM | .060 | | 2 |
| 20 | 6579106 | SHIM | .125 | | 2 |
| 21 | 6579104 | SHIM | .250 | | 2 |
| 22 | 9G-620 | BOLT | | | 4 |
| 23 | 6724775 | LEVER KIT | R.H. Bob-Tach - Ref. BOB-TACH (2) & BOB-TACH (8) - BOB-TACH (17) | | 1 |
| 23 | 6724776 | LEVER KIT | L.H. Bob-Tach - Ref. BOB-TACH (2) & BOB-TACH (8) - BOB-TACH (17) | | 1 |

FUEL SYSTEM



B-17193

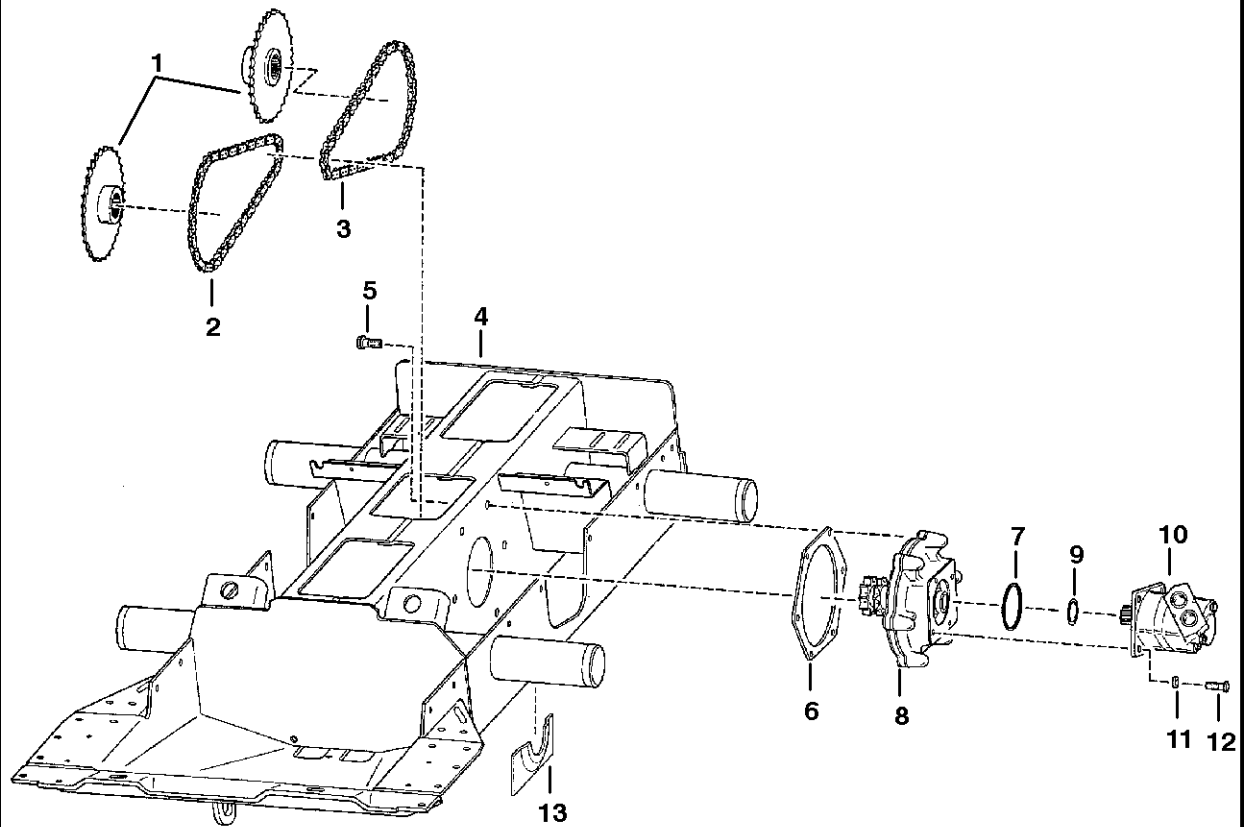
FUEL SYSTEM

| Ref.N° | Part N° | Description | Remarks | Serial N° | Qty. |
|--------|---------|-------------|--|-----------|------|
| 1 | NAP | TANK | Order 6717572inD1} Tank, Ref. FUEL SYSTEM(16) (6717402 Bushing) & Ref. FUEL SYSTEM(36) (67174 01 Plug)- Was 6575897 [A] | | 1 |
| 1 | 6717572 | TANK | | | 1 |
| 2 | 6569219 | SCREEN | | | 1 |
| 3 | 42H-32 | CLAMP | Was 42H-24 [B] | | 2 |
| 4 | 6702261 | HOSE | Was 6706674 [B, D] | | 1 |
| 5 | 6701449 | FILLER TUBE | | | 1 |
| 6 | 6661114 | CAP | green | | 1 |
| 6 | NAP | CAP | locking-W/Ref. FUEL SYSTEM(15)-Code GC020 | | 1 |
| 6 | 6661696 | FUEL CAP | locking-W/Ref. FUEL SYSTEM(15)-Code PK510 | | 1 |
| 7 | 42H-10 | CLAMP | | | 2 |
| 8 | NAP | HOSE | 24"(609,6 mm)long-Order Ref. FUEL SYSTEM(13) | | 1 |
| 9 | 6578278 | PAD | self adhesive one side | | 2 |
| 10 | 6650239 | SCREEN | | | 1 |
| 11 | 6576386 | HOSE | 9'(228,6 mm) long | | 2 |
| 12 | 6706517 | SCREW | Was 6579119 [A] | | 3 |
| 13 | 6578172 | HOSE | bulk - Sold Per Foot | | x |
| 14 | 6661213 | CLAMP | | | 3 |
| 15 | 6654374 | KEY | Code GC020 | | 1 |
| 15 | 6587458 | KEY SET | Code PK510 | | 1 |
| 16 | 6553411 | BUSHING | .5' I.D. | | 3 |
| 16 | 6717402 | BUSHING | .75' I.D. | | 1 |
| 17 | 6598908 | ELBOW | | | 1 |
| 18 | 6515575 | CLAMP | | | 10 |
| 19 | NAP | HOSE |)35" (889,0 mm) long-Order Ref. FUEL SYSTEM(33) | | 1 |
| 20 | 6657734 | PUMP | hand primer | | 1 |
| 21 | 6658180 | PLUG | breather | | 1 |
| 22 | 6655216 | FUEL PUMP | See Page INJECTION PUMP(1) | | 1 |
| 23 | 6667353 | FILTER ASSY | Was 6657020 [A] | | 1 |
| 23 | 6667352 | FILTER | Was 6647773 [A] | | 1 |
| 23 | 72F-1 | DRAIN COCK | | | 1 |
| 24 | 6657083 | ELBOW | W/Ref. FUEL SYSTEM(28) - flat boss face | | 2 |
| 24 | 6715183 | ELBOW | W/Ref. FUEL SYSTEM(28) - tapered boss face | | 2 |
| 25 | NAP | HOSE | 13"(330,2 mm)long-Order Ref. FUEL SYSTEM(34))- connects to Ref. INJECTION PUMP(12) on Page INJECTION PUMP(1) | | 2 |
| 26 | 17C-512 | BOLT | | | 2 |
| 27 | NAP | HOSE | 58" (1473,2 mm) long - Order Ref. FUEL SYSTEM(38) | | 1 |
| 28 | 79K-5 | O-RING | flat boss face | | x |
| 28 | 99K-5 | O-RING | tapered boss face | | x |
| 29 | 30H-36 | CLAMP | | | 2 |
| 30 | 17C-612 | BOLT | | | 2 |
| 31 | 61D-6 | NUT | | | 1 |
| 32 | | SENDER | fuel - W/Ref. FUEL SYSTEM(35) - See Page ENGINE ELECTRICAL CIRCUITRY(1) & ENGINE ELECTRICAL CIRCUITRY(1) - Was 6658958 [A] | | 1 |
| 33 | 6577821 | HOSE | bulk - Sold Per Foot | | x |
| 34 | 6577822 | HOSE | bulk - Sold Per Foot | | x |
| 35 | 79K-14 | O-RING | Was 25K-40102 [B, D] | | 1 |
| 35 | 6717579 | GASKET | rubber | | 1 |
| 36 | 6599645 | PLUG | fuel drain - .5' O.D. | | 1 |

FUEL SYSTEM

| Ref.N° | Part N° | Description | Remarks | Serial N° | Qty. |
|--------|---------|-------------|--|-----------|------|
| 36 | 6717401 | PLUG | fuel drain - .75' O.D. | | 1 |
| 37 | 6661382 | ELBOW | | | 1 |
| 38 | 6578169 | HOSE | bulk - Sold Per Foot | | x |
| 39 | NAP | HOSE | 18''(457,2 mm)long-)Order Ref. FUEL SYSTEM(33) | | 1 |

DRIVE TRAIN



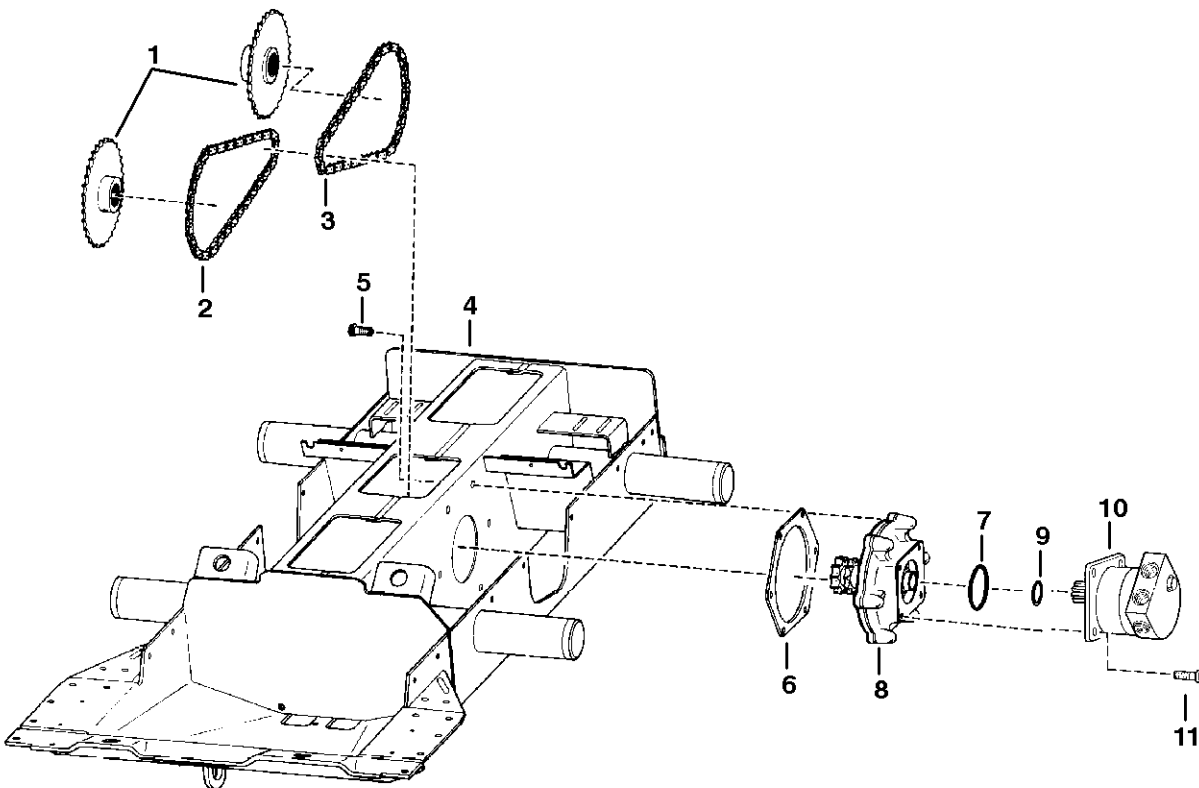
B-17290

DRIVE TRAIN

Page : 1

| Ref.N° | Part N° | Description | Remarks | Serial N° | Qty. |
|--------|-----------|-------------|---|-----------|------|
| 1 | 6577204 | SPROCKET | | | 4 |
| 2 | 6703915 | CHAIN | 68 pitches | | 2 |
| 3 | 6579127 | CHAIN | 62 pitches | | 2 |
| 3 | 6510171 | LINK | conn. - hour glass shape | | x |
| 3 | 6675332 | LINK | conn. - oval shape | | x |
| 4 | NAP | CHAINCASE | Order 6712826 Chaincase - See Page DRIVE TRAIN(1) - Was 6706916 [A] | | 1 |
| 5 | 35C-1032 | BOLT | | | 12 |
| 6 | 6704878 | GASKET | install W/Rib toward chaincase | | 2 |
| 7 | 25K-30508 | O-RING | | | 2 |
| 8 | 6705288 | MOUNT ASSY. | drive motor - See Page MOTOR CARRIER(1) | | 2 |
| 9 | 25K-30202 | O-RING | Supplied W/Motor | | 2 |
| 10 | | MOTOR | See Page HYDROSTATIC MOTOR(1) - W/Ref. DRIVE TRAIN(9) | | 2 |
| 11 | 6701097 | WASHER | .25' (6,4 mm) thickness - Was 6803867 [A] | | 8 |
| 12 | 17C-828 | BOLT | | | 8 |
| 13 | 6707647 | BRACE | axle | | 4 |

DRIVE TRAIN

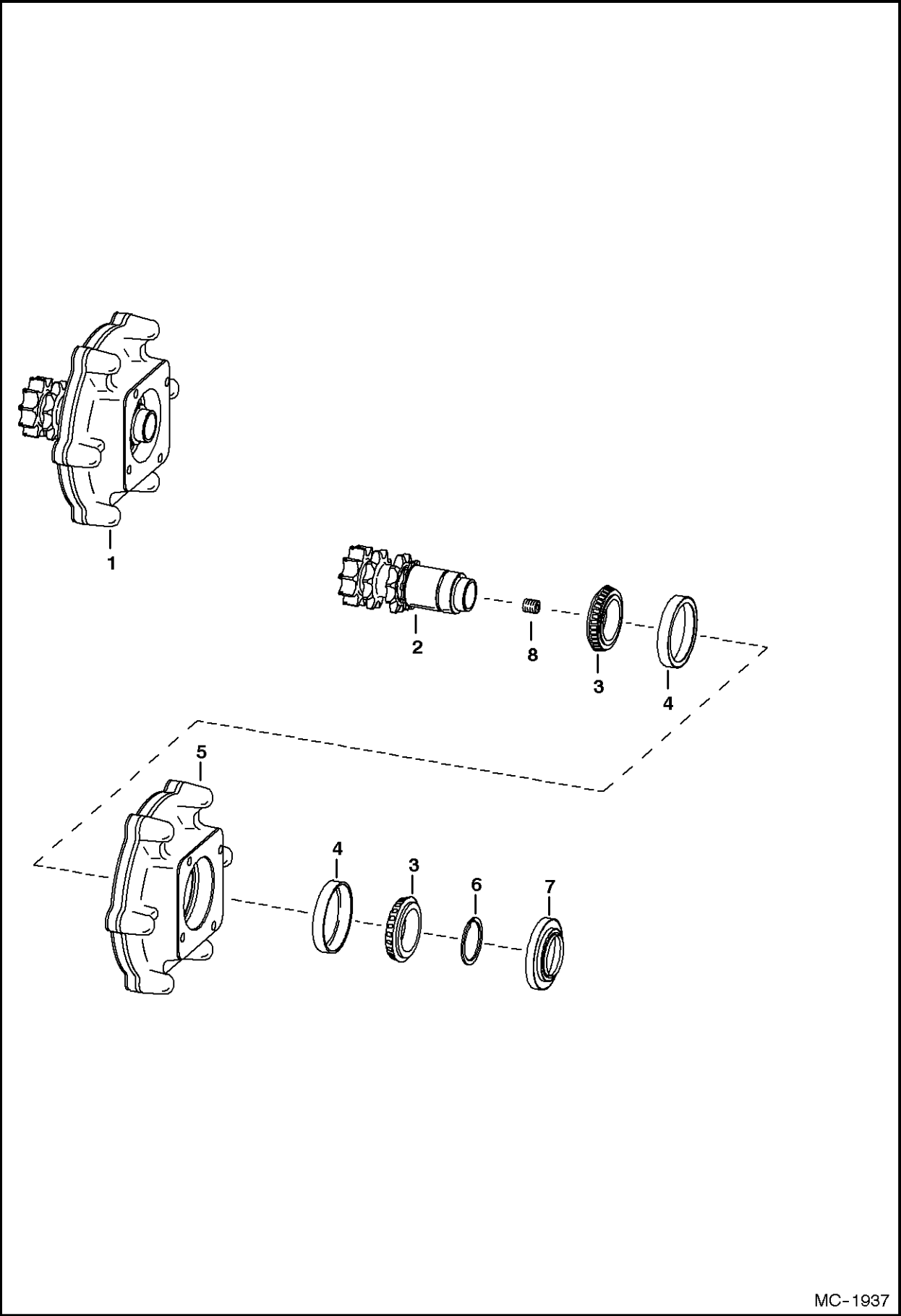


D-1886

DRIVE TRAIN

| Ref.N° | Part N° | Description | Remarks | Serial N° | Qty. |
|--------|-----------|-------------|---|-----------|------|
| 1 | 6577204 | SPROCKET | | | 4 |
| 2 | 6703915 | CHAIN | 68 pitches | | 2 |
| 3 | 6579127 | CHAIN | 62 pitches | | 2 |
| 3 | 6510171 | LINK | conn. - hour glass shape | | x |
| 3 | 6675332 | LINK | conn. - oval shape | | x |
| 4 | 6712826 | CHAINCASE | | | 1 |
| 5 | 35C-1032 | BOLT | | | 12 |
| 6 | 6704878 | GASKET | install W/Rib toward chaincase | | 2 |
| 7 | 25K-30508 | O-RING | | | 2 |
| 8 | 6712402 | MOUNT ASSY. | drive motor - See Page MOTOR CARRIER(1) | | 2 |
| 9 | 6664815 | SEAL | Supplied W/Motor | | 2 |
| 10 | | MOTOR | See Page HYDROSTATIC MOTOR(1) - W/Ref. DRIVE TRAIN(9) | | 2 |
| 11 | 73G-824 | BOLT | Was 93G-824 [A] | | 8 |
| 12 | 6707647 | BRACE | axle | | 4 |

MOTOR CARRIER
(Drive Motor Mount Assy.)

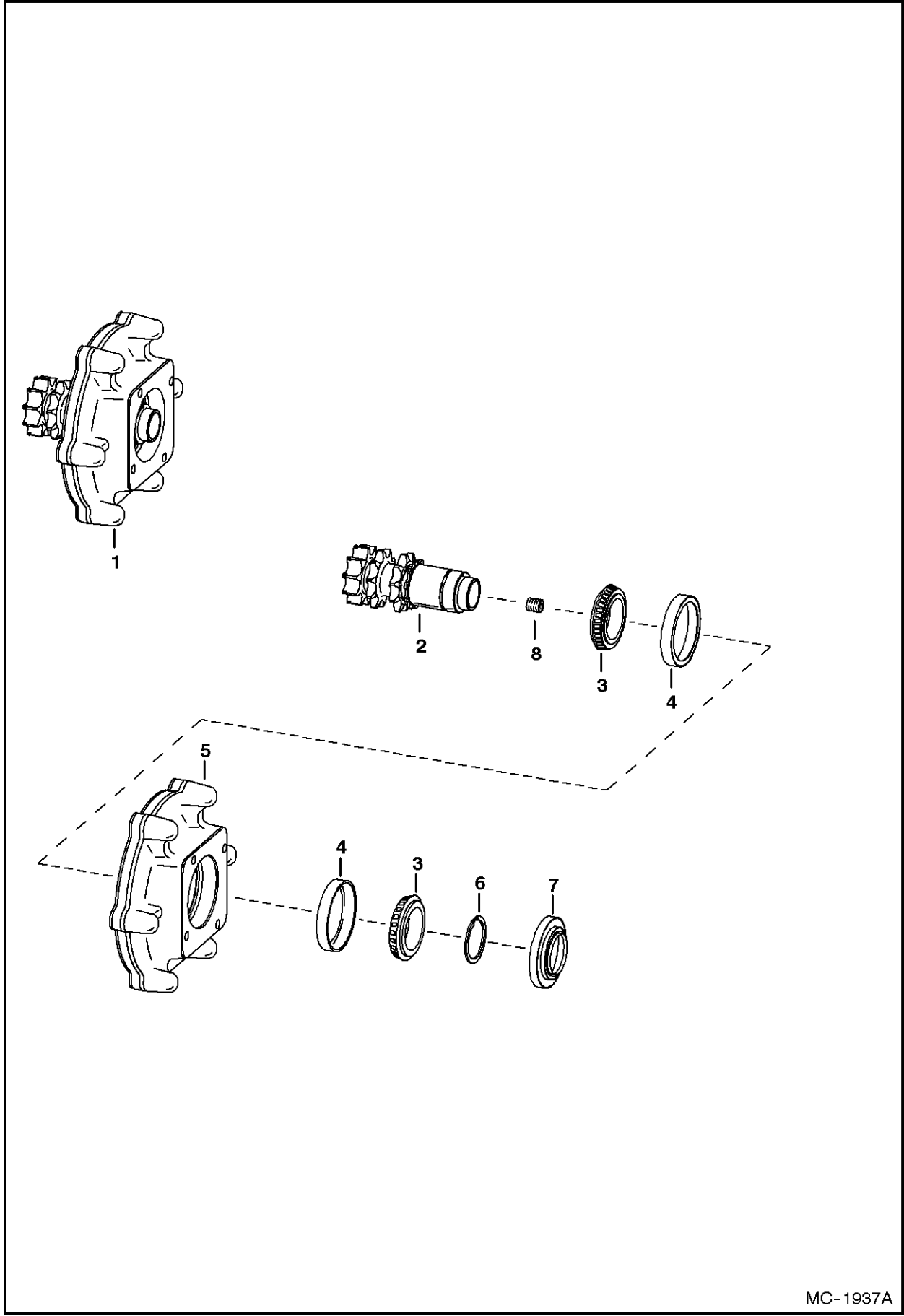


MC-1937

MOTOR CARRIER

| Ref.N° | Part N° | Description | Remarks | Serial N° | Qty. |
|--------|---------|-------------|--|-----------|------|
| 1 | 6705288 | MOUNT ASSY. | drive motor - Ref. MOTOR CARRIER(2) - MOTOR CARRIER(7) | | 1 |
| 2 | 6705065 | SHAFT | W/single snap ring groove | | 1 |
| 3 | 6632218 | BEARING | | | 2 |
| 4 | 6632541 | RACE | | | 2 |
| 5 | 6704492 | HOUSING | | | 1 |
| 6 | 6571851 | SNAP RING | .118' (3,0 mm) thickness | | 1 |
| 6 | 6571852 | SNAP RING | .125' (3,2 mm) thickness | | 1 |
| 7 | 6705847 | SEAL | | | 1 |
| 8 | NSS | PLUG | Was 16F-6 [B] | | 1 |

MOTOR CARRIER
(Drive Motor Mount Assy.)

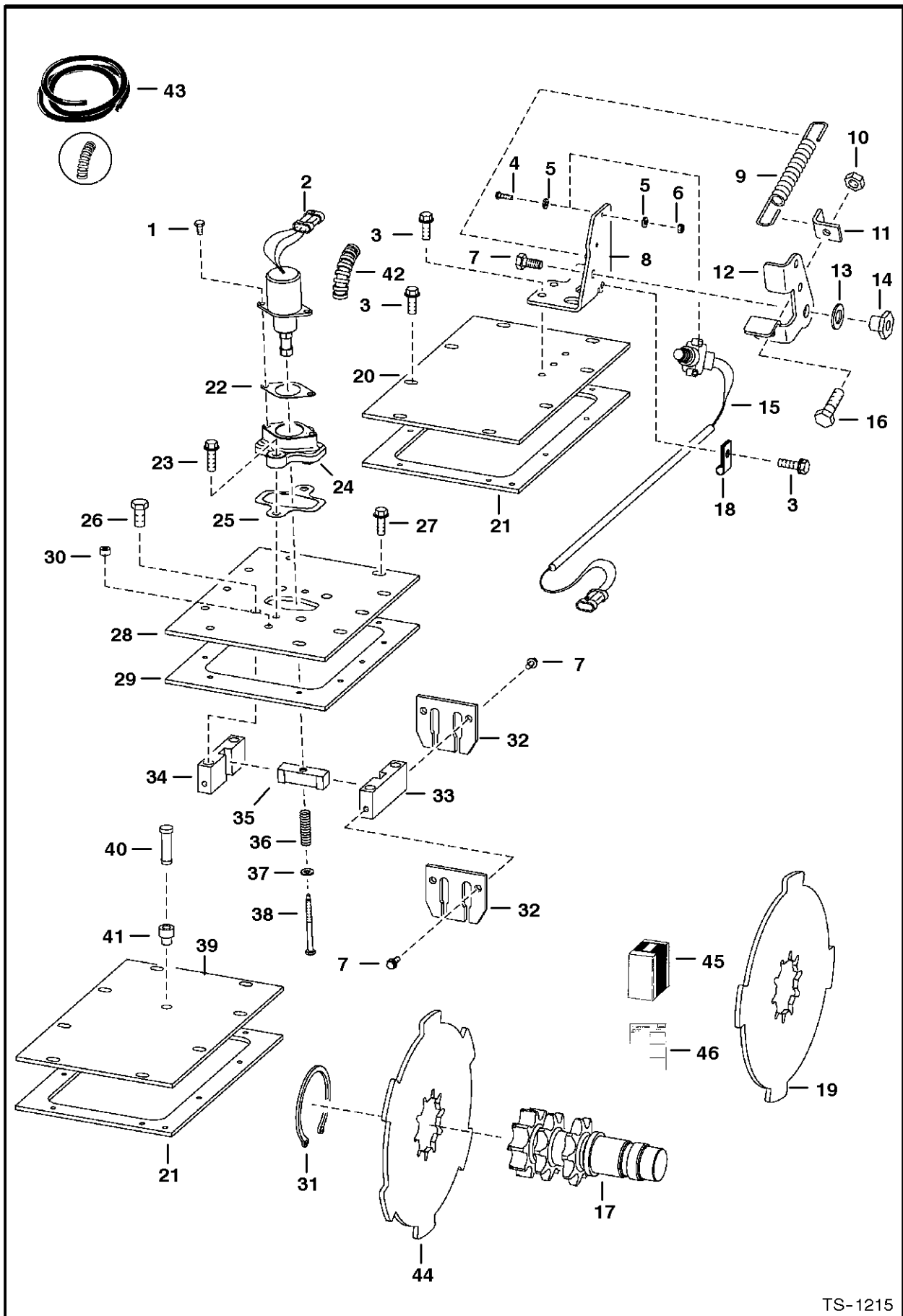


MC-1937A

MOTOR CARRIER

| Ref.N° | Part N° | Description | Remarks | Serial N° | Qty. |
|--------|---------|-------------|--|-----------|------|
| 1 | 6712402 | MOUNT ASSY. | drive motor - Ref. MOTOR CARRIER(2) - MOTOR CARRIER(7) | | 1 |
| 2 | 6713456 | SHAFT | W/double snap ring groove | | 1 |
| 3 | 6632218 | BEARING | | | 2 |
| 4 | 6632541 | RACE | | | 2 |
| 5 | 6704492 | HOUSING | | | 1 |
| 6 | 6571851 | SNAP RING | .118' (3,0 mm) thickness | | 1 |
| 6 | 6571852 | SNAP RING | .125' (3,2 mm) thickness | | 1 |
| 7 | 6705847 | SEAL | | | 1 |
| 8 | NSS | PLUG | Was 16F-6 [B] | | 1 |

DISC BRAKE



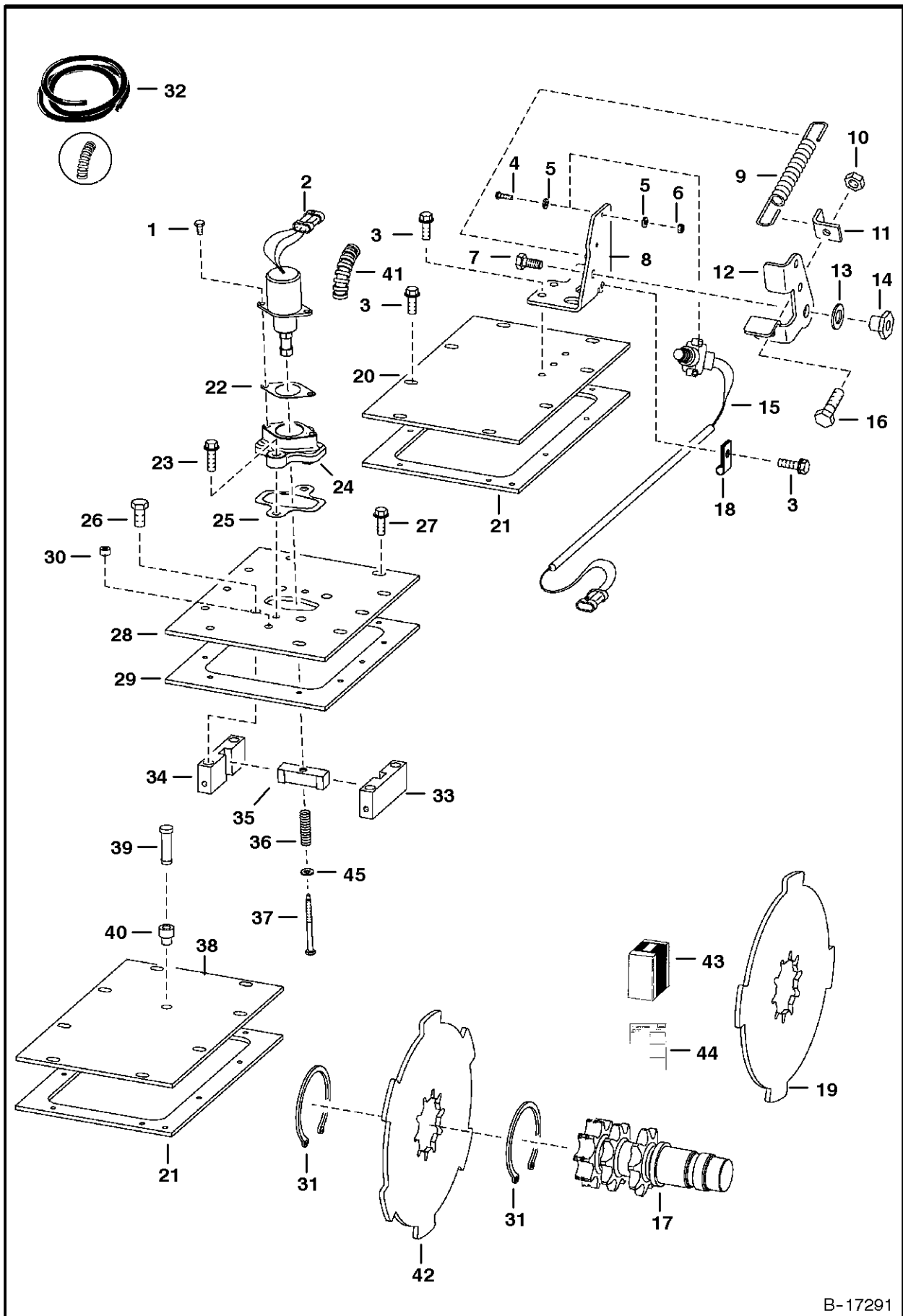
TS-1215

DISC BRAKE

Page : 1

| Ref.N° | Part N° | Description | Remarks | Serial N° | Qty. |
|--------|----------|--------------|--|-----------|------|
| 1 | 17C-412 | BOLT | Was 17C-410 [B] | | 2 |
| 2 | 6667992 | SOLENOID | W/Ref. DISC BRAKE(42) - See S/L dated 18 Apr 96 - Was 6662882 [A] | | 1 |
| 3 | 84G-3712 | BOLT | | | 18 |
| 4 | 23G-812 | SCREW | | | 2 |
| 5 | 25E-8 | WASHER | | | 4 |
| 6 | 12D-8 | NUT | | | 2 |
| 7 | 17C-610 | BOLT | | | 5 |
| 8 | 6707313 | PEDAL MOUNT | | | 1 |
| 9 | 6585860 | SPRING | | | 1 |
| 10 | 95D-6 | NUT | Was 91D-6 [A] | | 2 |
| 11 | 6707315 | ANGLE | | | 1 |
| 12 | 6707314 | PEDAL | brake | | 1 |
| 13 | 6700170 | WASHER | plastic | | 2 |
| 14 | 6559479 | NUT | | | 1 |
| 15 | 6707337 | SWITCH | W/cover and connector | | 1 |
| 16 | 17C-620 | BOLT | | | 2 |
| 17 | 6705065 | SHAFT | single groove - See Page MOTOR CARRIER(1) | | 2 |
| 18 | 30H-23 | CLAMP | | | 1 |
| 19 | NAP | BRAKE | disc - 4 lobe - Order Ref. DISC BRAKE(45) - Was 6707254 [A] | | 2 |
| 20 | 6578505 | COVER | | | 1 |
| 21 | 6703097 | GASKET | | | 2 |
| 22 | 6706737 | GASKET | | | 1 |
| 23 | 84G-3720 | BOLT | | | 2 |
| 24 | 6706718 | MOUNT | | | 1 |
| 25 | 6708016 | GASKET | | | 1 |
| 26 | 17C-820 | BOLT | | | 4 |
| 27 | 84G-3716 | BOLT | | | 10 |
| 28 | 6706042 | COVER | | | 1 |
| 29 | 6706968 | GASKET | | | 1 |
| 30 | 6544654 | BUSHING | spacer - See Page CONTROL PEDALS(1) | & Abv | 1 |
| 31 | 6658672 | SNAP RING | | | 2 |
| 32 | 6708015 | GUIDE | disc brake | | 2 |
| 33 | 6705898 | BLOCK | guide - R.H. | | 1 |
| 34 | 6705897 | BLOCK | guide - L.H. | | 1 |
| 35 | 6705896 | GUIDE | 4 lobe brake disc | | 1 |
| 35 | 6714278 | WEDGE | 6 lobe brake disc | | 1 |
| 36 | 6708018 | SPRING | Was 6706050 [A] | | 1 |
| 37 | 25E-13 | WASHER | | & Bel | 2 |
| 38 | 6708267 | BOLT | Was 6706739 [A] | | 1 |
| 39 | 6700330 | COVER | | | 1 |
| 40 | 6670627 | BREATHER | See Page MAIN FRAME(1) - Was 6646626 [A] | | 1 |
| 41 | 6553411 | BUSHING | | | 1 |
| 42 | NAP | CONDUIT | 5'(127 mm) long - Order Ref. DISC BRAKE(43) | | 1 |
| 43 | 6584978 | CONDUIT | bulk - Sold Per Foot | | x |
| 44 | 6716228 | BRAKE | disc - 6 lobe | | 2 |
| 45 | 6717734 | KIT | 6 lobe disc brake - Ref. DISC BRAKE(35) (6714278in D17 Guide) & (2) of Ref. DISC BRAKE(44) - Also includes Ref. DISC BRAKE(46) | | 1 |
| 46 | 6900805 | INSTRUCTIONS | | | 1 |

DISC BRAKE

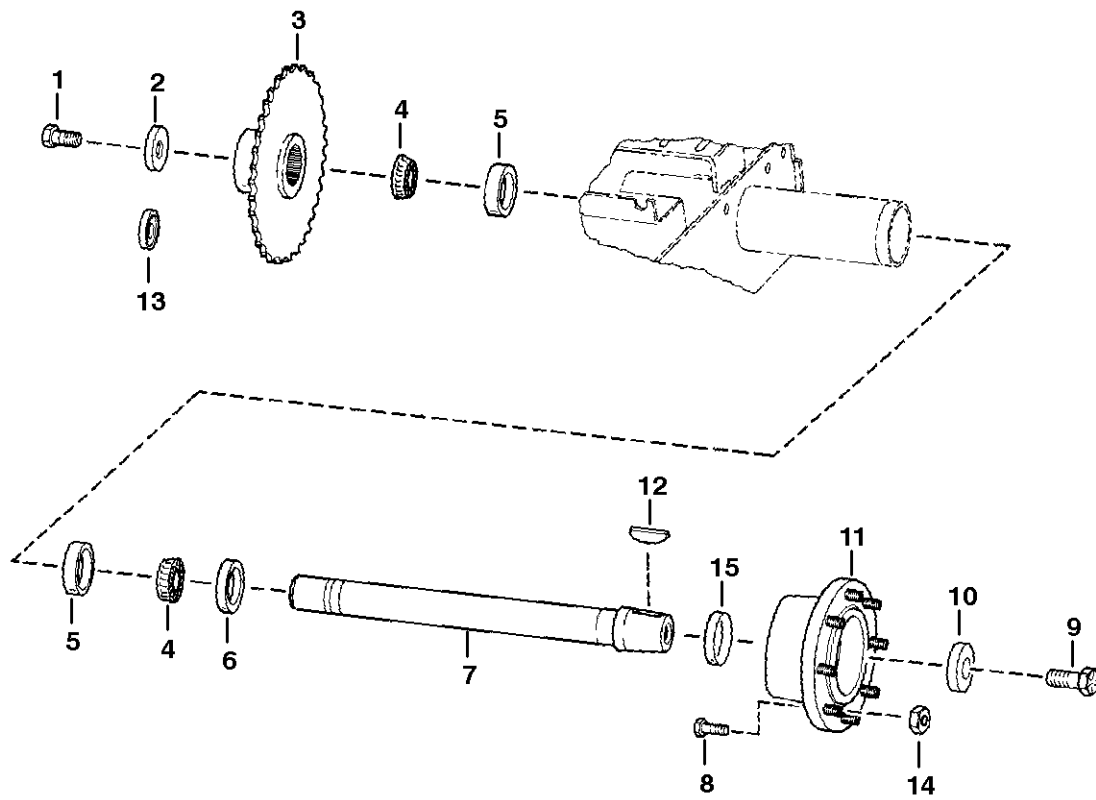


B-17291

DISC BRAKE

| Ref.N° | Part N° | Description | Remarks | Serial N° | Qty. |
|--------|----------|--------------|---|-----------|------|
| 1 | 17C-412 | BOLT | | | 2 |
| 2 | 6667992 | SOLENOID | W/Ref. DISC BRAKE(41) -See S/L Dated 18 Apr 96 | | 1 |
| 3 | 84G-3712 | BOLT | | | 18 |
| 4 | 23G-812 | SCREW | | | 2 |
| 5 | 25E-8 | WASHER | | | 4 |
| 6 | 12D-8 | NUT | | | 2 |
| 7 | 17C-610 | BOLT | | | 1 |
| 8 | 6707313 | PEDAL MOUNT | | | 1 |
| 9 | 6585860 | SPRING | | | 1 |
| 10 | 95D-6 | NUT | Was 91D-6 [A] | | 2 |
| 11 | 6707315 | ANGLE | | | 1 |
| 12 | 6707314 | PEDAL | brake | | 1 |
| 13 | 6700170 | WASHER | plastic | | 2 |
| 14 | 6559479 | NUT | | | 1 |
| 15 | 6707337 | SWITCH | | | 1 |
| 16 | 17C-620 | BOLT | | | 2 |
| 17 | 6713456 | SHAFT | double snap ring groove - See Page MOTOR CARRIE R(1) | | 2 |
| 18 | 30H-23 | CLAMP | | | 1 |
| 19 | NAP | BRAKE | disc - 4 lobe - Order Ref. DISC BRAKE(43) - Was 6707254 [A] | | 2 |
| 20 | 6578505 | COVER | | | 1 |
| 21 | 6703097 | GASKET | | | 2 |
| 22 | 6706737 | GASKET | | | 1 |
| 23 | 84G-3720 | BOLT | | | 2 |
| 24 | 6706718 | MOUNT | | | 1 |
| 25 | 6708016 | GASKET | | | 1 |
| 26 | 17C-820 | BOLT | | | 4 |
| 27 | 84G-3716 | BOLT | | | 10 |
| 28 | 6706042 | COVER | | | 1 |
| 29 | 6706968 | GASKET | | | 1 |
| 30 | 6544654 | BUSHING | spacer | | 1 |
| 31 | 6658672 | SNAP RING | | | 4 |
| 32 | 6584978 | CONDUIT | bulk - Sold Per Foot | | x |
| 33 | 6719056 | BLOCK | guide - R.H. - Was 6705898 [B] | | 1 |
| 34 | 6719057 | BLOCK | guide - L.H. - Was 6705897 [B] | | 1 |
| 35 | 6705896 | GUIDE | 4 lobe brake disc | | 1 |
| 35 | 6714278 | WEDGE | 6 lobe brake disc | | 1 |
| 36 | 6708018 | SPRING | | | 1 |
| 37 | 6708267 | BOLT | | | 1 |
| 38 | 6700330 | COVER | | | 1 |
| 39 | 6670627 | BREATHER | See Page MAIN FRAME(1) | | 1 |
| 40 | 6553411 | BUSHING | | | 1 |
| 41 | NAP | CONDUIT | 5' (127 mm) long - Order Ref. DISC BRAKE(32) | | 1 |
| 42 | 6716228 | BRAKE | disc - 6 lobe | | 2 |
| 43 | 6717734 | KIT | 6 lobe disc brake - W/Ref. DISC BRAKE(35) (6714278 in D17 Guide) & (2) of Ref. DISC BRAKE(42) - Also includes Ref. DISC BRAKE(44) | | 1 |
| 44 | 6900805 | INSTRUCTIONS | | | 1 |
| 45 | 25E-13 | WASHER | | | 1 |

AXLE



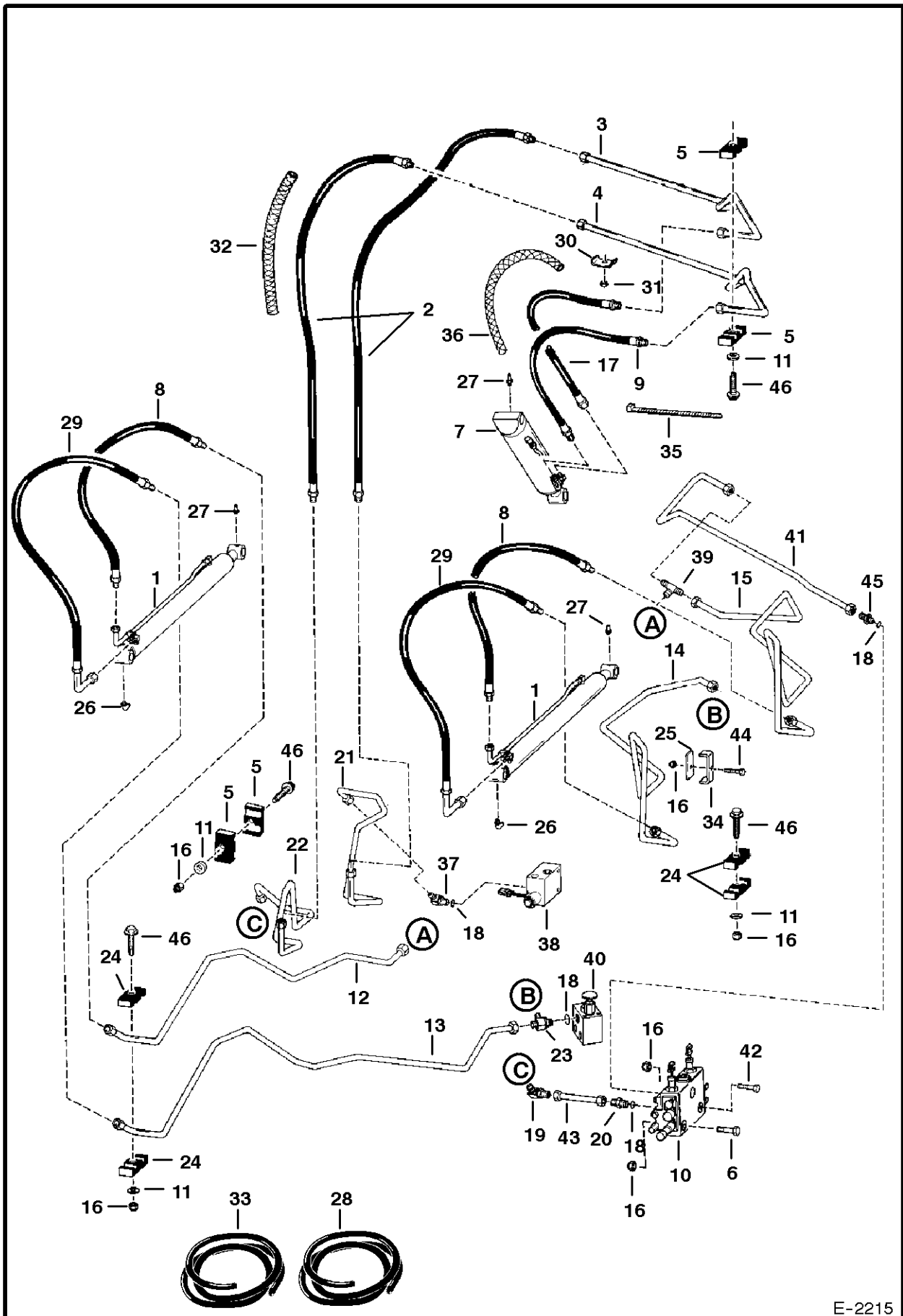
C-3270

AXLE

Page : 1

| Ref.N° | Part N° | Description | Remarks | Serial N° | Qty. |
|--------|----------|-------------|--|-----------|------|
| 1 | 18C-1224 | BOLT | | | 1 |
| 2 | 6552871 | WASHER | | | 1 |
| 3 | 6577204 | SPROCKET | | | 1 |
| 4 | 6519925 | BEARING | Was 6669050 [A] | | 2 |
| 5 | 6634609 | RACE | | | 2 |
| 6 | 6658228 | SEAL | | | 1 |
| 7 | 6706427 | AXLE | | | 1 |
| 8 | 6559502 | STUD | wheel | | 8 |
| 9 | 18C-1632 | BOLT | 2'(50,8 mm) long - For Ref. AXLE(7) - W/1.5'(38,1 mm) deep threads | | 1 |
| 9 | 18C-1636 | BOLT | 2.25'(57,2 mm) long - For Ref. AXLE(7) - W/1.65'(41,9 mm) deep threads | | 1 |
| 10 | 6716843 | WASHER | recessed - Was 6569461 [A] | | 1 |
| 11 | 6578689 | HUB | W/Ref. AXLE(8) | | 1 |
| 12 | 6J-1664 | KEY | | | 1 |
| 13 | 6563606 | WASHER | recessed - Used to take up .005 or .010 end play on axle | | 1 |
| 14 | 6564669 | NUT | wheel | | 8 |
| 15 | 6662306 | RING | wear - service part only | | 1 |
| 15 | 6722907 | KIT | axle seal & wear sleeve - See Page AXLE SEAL KIT(1) | | 4 |

HYDRAULIC CIRCUITRY (W/O Bucket Positioning Valve)



E-2215

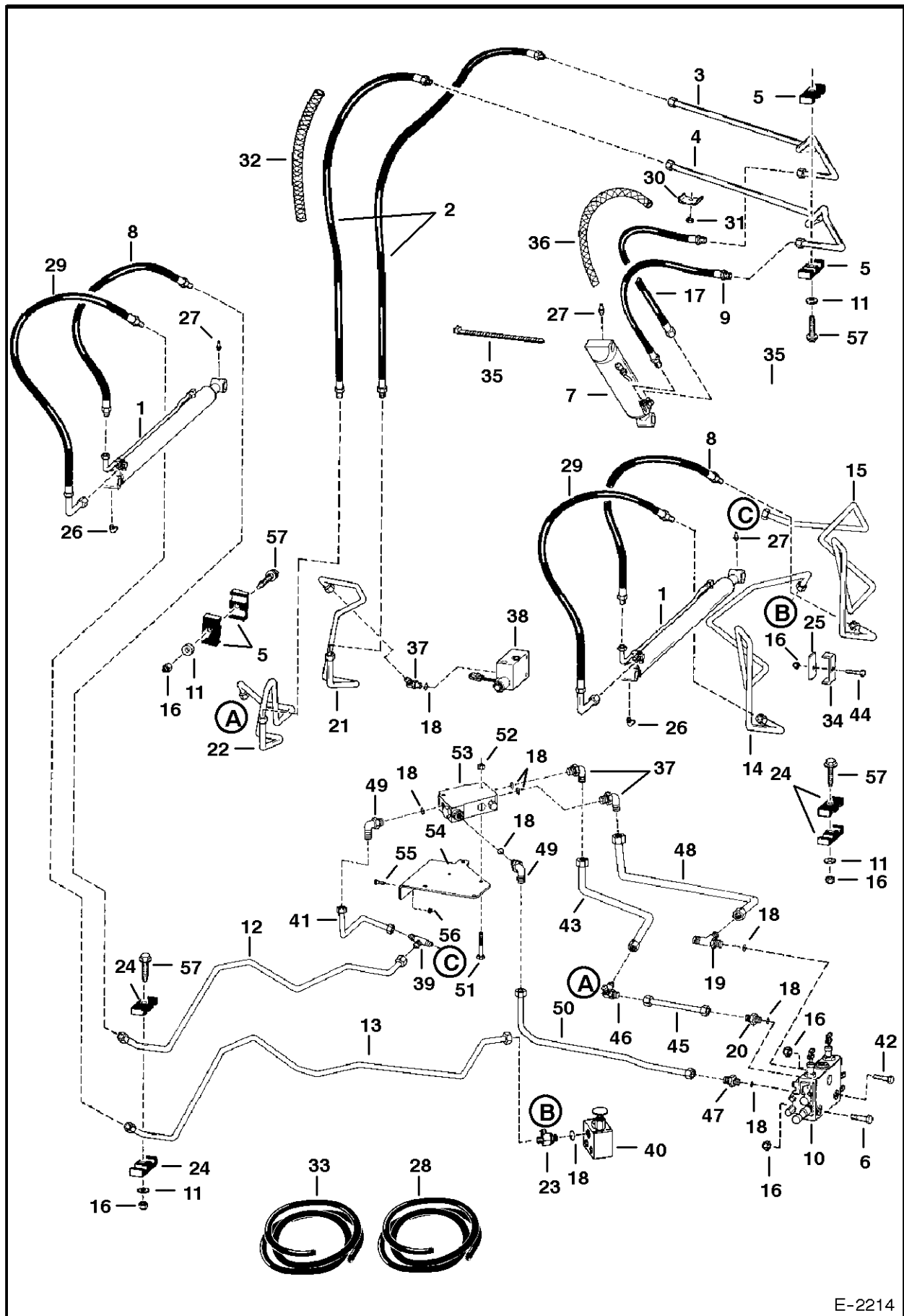
HYDRAULIC CIRCUITRY

| Ref.N° | Part N° | Description | Remarks | Serial N° | Qty. |
|--------|---------|-------------|---|-----------|------|
| 1 | 6537254 | CYLINDER | lift - See Page LIFT CYLINDER(1) | | 2 |
| 2 | NAP | HOSE | Use W/Ref. HYDRAULIC CIRCUITRY(32) - Order 6715986inD1}W Hose - Was 6703562 [A] | | 2 |
| 2 | 6715986 | HOSE | W/Cover | | 2 |
| 3 | 6703920 | TUBE | | | 1 |
| 4 | 6703921 | TUBE | | | 1 |
| 5 | 6701893 | CLAMP | | | 4 |
| 6 | 17C-532 | BOLT | | | 1 |
| 7 | | CYLINDER | tilt - See Page TILT CYLINDER(1) | | 1 |
| 8 | 6702674 | HOSE | | | 2 |
| 9 | 6704335 | HOSE | | | 1 |
| 10 | | VALVE | See Page HYDRAULIC CONTROL VALVE(1) | | 1 |
| 11 | 872229 | WASHER | | | 3 |
| 12 | 6706638 | TUBE | lift | | 1 |
| 13 | 6706640 | TUBE | lift | | 1 |
| 14 | 6706642 | TUBE | lift | | 1 |
| 15 | 6708213 | TUBE | lift | | 1 |
| 16 | 85D-5 | NUT | | | 5 |
| 17 | 6704336 | HOSE | | | 1 |
| 18 | 79K-10 | O-RING | flat boss face | | x |
| 18 | 99K-10 | O-RING | tapered boss face | | x |
| 19 | 77F-7 | ELBOW | Was 77K-7 [B,D] | | 1 |
| 20 | 15K-7 | ELBOW | W/Ref. HYDRAULIC CIRCUITRY(18) - flat boss face | | 2 |
| 20 | 15KV-7 | ADAPTER | W/Ref. HYDRAULIC CIRCUITRY(18) - tapered boss face | | 1 |
| 20 | 97K-10 | O-RING | flared end | | 1 |
| 21 | 6706647 | TUBE | tilt | | 1 |
| 22 | 6706646 | TUBE | tilt | | 1 |
| 23 | 6578183 | TEE | W/Ref. HYDRAULIC CIRCUITRY(18) - See Page LIFT & TILT CONTROL SYSTEM(1) | | 1 |
| 24 | 6701892 | CLAMP | | | 4 |
| 25 | 6706784 | PAD | | | 1 |
| 26 | 11H-15 | GREASE ZERK | | | 2 |
| 27 | 10H-25 | GREASE ZERK | | | 3 |
| 28 | 6656155 | COVER | bulk - Sold Per Foot | | x |
| 29 | 6702673 | HOSE | | | 2 |
| 30 | 6502203 | CLAMP | | | 2 |
| 31 | 85D-6 | NUT | | | 3 |
| 32 | NAP | COVER | 30'(762 mm) long - Order Ref. HYDRAULIC CIRCUITRY(33) | | 1 |
| 33 | 6705749 | COVER | bulk - Sold Per Foot -1.85' (46,9 mm) I.D. poly corrugated | | x |
| 34 | 6706783 | CLAMP | | | 1 |
| 35 | 6610510 | NYLON TIE | | | 1 |
| 36 | NAP | COVER | 18'(457,2 mm) long - Order Ref. HYDRAULIC CIRCUITRY(28) | | 2 |
| 37 | 17K-7 | ELBOW | W/Ref. HYDRAULIC CIRCUITRY(18) | | 3 |
| 38 | 6664849 | VALVE | tilt lock - See Page TILT LOCK VALVE(1) | | 1 |
| 39 | 10K-6 | TEE | | | 1 |
| 40 | 6664850 | VALVE | lift lock - See Page LIFT & TILT CONTROL SYSTEM(1) | | 1 |
| 41 | 6705141 | TUBE | lift | | 1 |

HYDRAULIC CIRCUITRY

| Ref.N° | Part N° | Description | Remarks | Serial N° | Qty. |
|--------|----------|-------------|--|-----------|------|
| 42 | 17C-540 | BOLT | | | 1 |
| 43 | 6705069 | TUBE | tilt | | 1 |
| 44 | 35C-536 | BOLT | | | 1 |
| 45 | 731794 | ADAPTER | W/Ref. HYDRAULIC CIRCUITRY(18) - flat boss face | | 1 |
| 45 | 6715184 | ADAPTER | W/Ref. HYDRAULIC CIRCUITRY(18) - tapered boss face | | 1 |
| 45 | 97K-8 | O-RING | flared end | | 1 |
| 46 | 84G-3728 | BOLT | | | 4 |

HYDRAULIC CIRCUITRY (W/ Bucket Positioning Valve)



E-2214

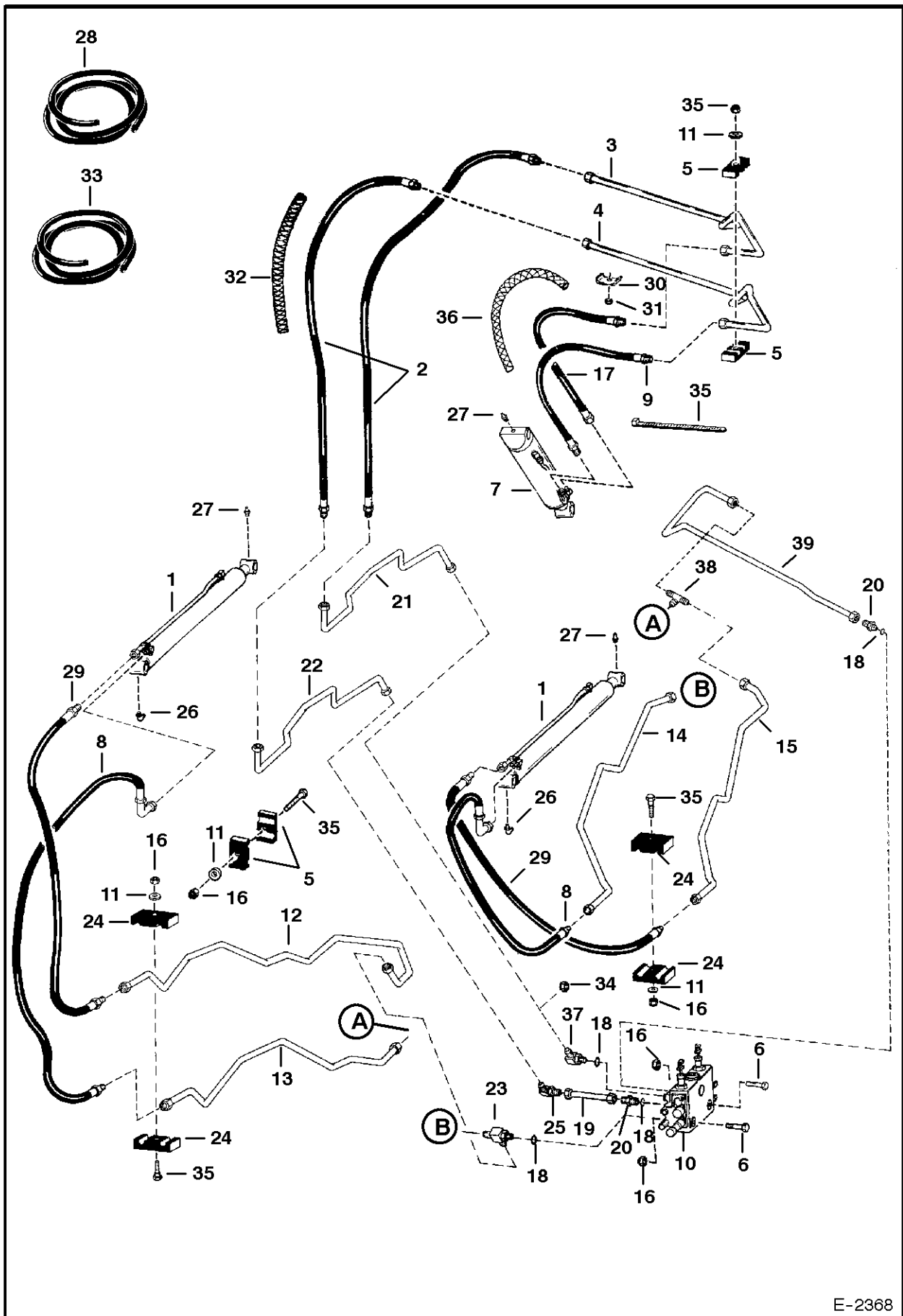
HYDRAULIC CIRCUITRY

| Ref.N° | Part N° | Description | Remarks | Serial N° | Qty. |
|--------|---------|-------------|---|-----------|------|
| 1 | 6537254 | CYLINDER | lift - See Page LIFT CYLINDER(1) | | 2 |
| 2 | NAP | HOSE | Use W/Ref. HYDRAULIC CIRCUITRY(32) - Order 6715986inD1}W Hose - Was 6703562 [A] | | 2 |
| 2 | 6715986 | HOSE | W/Cover | | 2 |
| 3 | 6703920 | TUBE | | | 1 |
| 4 | 6703921 | TUBE | | | 1 |
| 5 | 6701893 | CLAMP | | | 4 |
| 6 | 17C-532 | BOLT | | | 1 |
| 7 | | CYLINDER | tilt - See Page TILT CYLINDER(1) | | 1 |
| 8 | 6702674 | HOSE | | | 2 |
| 9 | 6704335 | HOSE | | | 1 |
| 10 | | VALVE | See Page HYDRAULIC CONTROL VALVE(1) | | 1 |
| 11 | 872229 | WASHER | | | 3 |
| 12 | 6706638 | TUBE | lift | | 1 |
| 13 | 6706640 | TUBE | lift | | 1 |
| 14 | 6706642 | TUBE | lift | | 1 |
| 15 | 6708213 | TUBE | lift | | 1 |
| 16 | 85D-5 | NUT | | | 5 |
| 17 | 6704336 | HOSE | | | 1 |
| 18 | 79K-10 | O-RING | flat boss face | | x |
| 18 | 99K-10 | O-RING | tapered boss face | | x |
| 19 | 21K-7 | TEE | W/Ref. HYDRAULIC CIRCUITRY(18) - flat boss face | | 1 |
| 19 | 21KN-7 | TEE | W/Ref. HYDRAULIC CIRCUITRY(18) - tapered boss face | | 1 |
| 19 | 97K-10 | O-RING | flared end | | 1 |
| 20 | 15K-7 | ELBOW | W/Ref. HYDRAULIC CIRCUITRY(18) - flat boss face | | 2 |
| 20 | 15KV-7 | ADAPTER | W/Ref. HYDRAULIC CIRCUITRY(18) - tapered boss face | | 2 |
| 20 | 97K-10 | O-RING | flared end | | 2 |
| 21 | 6706647 | TUBE | tilt | | 1 |
| 22 | 6706646 | TUBE | tilt | | 1 |
| 23 | 6578183 | TEE | W/Ref. HYDRAULIC CIRCUITRY(18) - See Page LIFT & TILT CONTROL SYSTEM(1) | | 1 |
| 24 | 6701892 | CLAMP | | | 4 |
| 25 | 6706784 | PAD | | | 1 |
| 26 | 11H-15 | GREASE ZERK | | | 2 |
| 27 | 10H-25 | GREASE ZERK | | | 3 |
| 28 | 6656155 | COVER | bulk - Sold Per Foot | | x |
| 29 | 6702673 | HOSE | | | 2 |
| 30 | 6502203 | CLAMP | | | 2 |
| 31 | 85D-6 | NUT | | | 3 |
| 32 | NAP | COVER | 30'(762 mm) long - Order Ref. HYDRAULIC CIRCUITRY(33) | | 1 |
| 33 | 6705749 | COVER | bulk - Sold Per Foot - 1.85' (46,9 mm) I.D. - poly corrugated | | x |
| 34 | 6706783 | CLAMP | | | 1 |
| 35 | 6610510 | NYLON TIE | | | 1 |
| 36 | NAP | COVER | 18'(457,2 mm) long - Order Ref. HYDRAULIC CIRCUITRY(28) | | 2 |
| 37 | 17K-7 | ELBOW | W/Ref. HYDRAULIC CIRCUITRY(18) | | 3 |
| 38 | 6664849 | VALVE | tilt lock - See Page TILT LOCK VALVE(1) | | 1 |
| 39 | 10K-6 | TEE | | | 1 |

HYDRAULIC CIRCUITRY

| Ref.N° | Part N° | Description | Remarks | Serial N° | Qty. |
|--------|----------|-------------|--|-----------|------|
| 40 | 6664850 | VALVE | lift lock - See Page LIFT & TILT CONTROL SYSTEM(1) | | 1 |
| 41 | 6705068 | TUBE | lift | | 1 |
| 42 | 17C-540 | BOLT | | | 1 |
| 43 | 6706748 | TUBE | | | 1 |
| 44 | 35C-536 | BOLT | | | 1 |
| 45 | 6705069 | TUBE | tilt | | 1 |
| 46 | 6705070 | TEE | | | 1 |
| 47 | 731794 | ADAPTER | W/Ref. HYDRAULIC CIRCUITRY(18) - flat boss face | | 1 |
| 47 | 6715184 | ADAPTER | W/Ref. HYDRAULIC CIRCUITRY(18) - tapered boss face | | 1 |
| 47 | 97K-8 | O-RING | flared end | | 1 |
| 48 | 6704840 | TUBE | | | 1 |
| 49 | 784568 | ELBOW | W/Ref. HYDRAULIC CIRCUITRY(18) - Was 6634982 [A] | | 2 |
| 50 | 6704837 | TUBE | | | 1 |
| 51 | 35C-540 | BOLT | Was 35C-536 [B] | | 2 |
| 52 | 57D-5 | NUT | | | 2 |
| 53 | 6666341 | VALVE | bucket pos. - See Page BUCKET POSITIONING VALVE(1) - Was 6645249 [A] | | 1 |
| 54 | 6704833 | BRACKET | | | 1 |
| 55 | 35C-412 | BOLT | | | 2 |
| 56 | 55D-4 | NUT | | | 2 |
| 57 | 84G-3728 | BOLT | | | 4 |

HYDRAULIC CIRCUITRY (W/O Bucket Positioning Valve)



E-2368

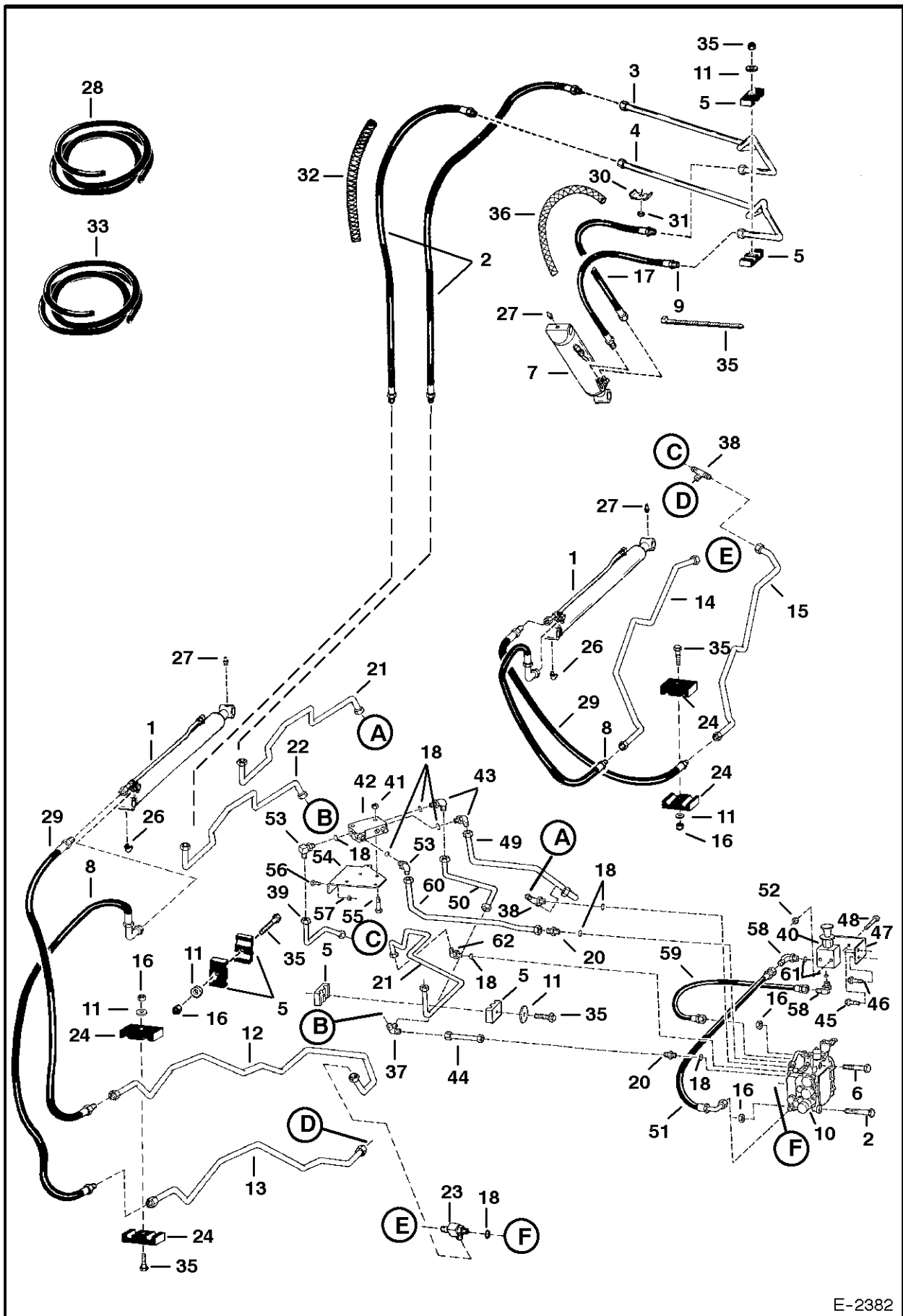
HYDRAULIC CIRCUITRY

| Ref.N° | Part N° | Description | Remarks | Serial N° | Qty. |
|--------|---------|-------------|--|-----------|------|
| 1 | 6537254 | CYLINDER | lift - See Page LIFT CYLINDER(1) | | 2 |
| 2 | NAP | HOSE | Use W/Ref. HYDRAULIC CIRCUITRY(32) - Order 6715986inD1}W Hose - Was 6703562 [A] | | 2 |
| 2 | 6715986 | HOSE | W/Cover | | 2 |
| 3 | 6703920 | TUBE | | | 1 |
| 4 | 6703921 | TUBE | | | 1 |
| 5 | 6701893 | CLAMP | | | 4 |
| 6 | 17C-532 | BOLT | | | 1 |
| 7 | | CYLINDER | tilt - See Page TILT CYLINDER(1) | | 1 |
| 8 | 6702674 | HOSE | | | 2 |
| 9 | 6704335 | HOSE | | | 1 |
| 10 | | VALVE | See Page HYDRAULIC CONTROL VALVE(1) | | 1 |
| 11 | 872229 | WASHER | | | 3 |
| 12 | 6712799 | TUBE | lift | | 1 |
| 13 | 6712798 | TUBE | lift | | 1 |
| 14 | 6712797 | TUBE | lift | | 1 |
| 15 | 6712796 | TUBE | lift | | 1 |
| 16 | 85D-5 | NUT | | | 5 |
| 17 | 6704336 | HOSE | | | 1 |
| 18 | 79K-10 | O-RING | flat boss face | | x |
| 18 | 99K-10 | O-RING | tapered boss face | | x |
| 19 | 6710573 | TUBE | tilt | | 1 |
| 20 | 15K-7 | ELBOW | W/Ref. HYDRAULIC CIRCUITRY(18) - flat boss face | | 2 |
| 20 | 15KV-7 | ADAPTER | W/Ref. HYDRAULIC CIRCUITRY(18) - tapered boss face - Was 15KV-5 [B,D] | | 2 |
| 20 | 97K-10 | O-RING | flared end - Was 97K-6 [B,D] | | 2 |
| 21 | 6712801 | TUBE | tilt | | 1 |
| 22 | 6712800 | TUBE | tilt | | 1 |
| 23 | 6711651 | TEE | W/Ref. HYDRAULIC CIRCUITRY(18) - flat boss face - See Page LIFT & TILT CONTROL SYSTEM(1) | | 1 |
| 23 | 6715656 | TEE | W/Ref. HYDRAULIC CIRCUITRY(18) - tapered boss face | | 1 |
| 23 | 97K-10 | O-RING | flared end | | 1 |
| 24 | 6701892 | CLAMP | | | 4 |
| 25 | 77F-7 | ELBOW | flat boss face | | 1 |
| 25 | 77FN-7 | ELBOW | tapered boss face | | 1 |
| 25 | 97K-10 | O-RING | flared end | | 1 |
| 26 | 11H-15 | GREASE ZERK | | | 2 |
| 27 | 10H-25 | GREASE ZERK | | | 3 |
| 28 | 6656155 | COVER | bulk - Sold Per Foot | | x |
| 29 | 6702673 | HOSE | | | 2 |
| 30 | 6502203 | CLAMP | | | 2 |
| 31 | 95D-6 | NUT | Was 91D-6 [A] | | 3 |
| 32 | NAP | COVER | 30'(762 mm) long - Order Ref. HYDRAULIC CIRCUITRY(33) | | 1 |
| 33 | 6705749 | COVER | bulk - Sold Per Foot - 1.85' (46,9 mm) I.D. - poly corrugated | | x |
| 34 | 36K-7 | CAP | | | 1 |
| 35 | 6610510 | NYLON TIE | | | 1 |
| 36 | NAP | COVER | 18'(457,2 mm)long-Order Ref. HYDRAULIC CIRCUITRY(28) | | 2 |
| 37 | 19K-7 | TEE | W/Ref. HYDRAULIC CIRCUITRY(18) - flat boss face | | 3 |

HYDRAULIC CIRCUITRY

| Ref.N° | Part N° | Description | Remarks | Serial N° | Qty. |
|--------|---------|-------------|--|-----------|------|
| 37 | 19KN-7 | TEE | W/Ref. HYDRAULIC CIRCUITRY(18) - tapered boss face | | 3 |
| 37 | 97K-10 | O-RING | flared end | | 3 |
| 38 | 10K-6 | TEE | | | 1 |
| 38 | 10KN-6 | TEE | W/ O-rings | | 1 |
| 38 | 97K-8 | O-RING | flared end | | 3 |
| 39 | 6710616 | TUBE | lift | | 1 |
| 39 | 6718099 | TUBE | lift - BOB | | 1 |

HYDRAULIC CIRCUITRY (W/ Bucket Positioning Valve)



E-2382

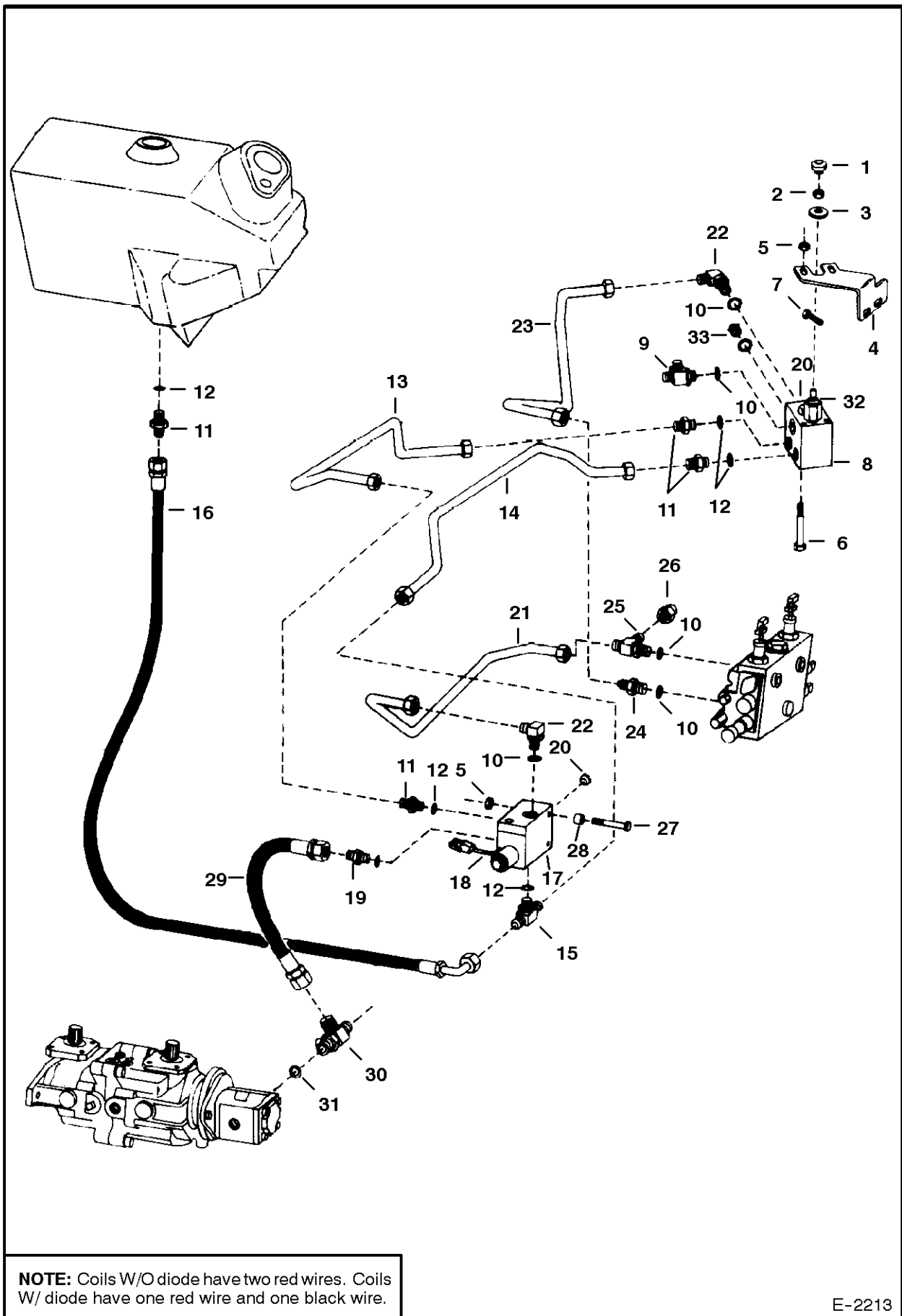
HYDRAULIC CIRCUITRY

| Ref.N° | Part N° | Description | Remarks | Serial N° | Qty. |
|--------|---------|-------------|--|-----------|------|
| 1 | 6537254 | CYLINDER | lift - See Page LIFT CYLINDER(1) | | 2 |
| 2 | 6703562 | HOSE | | | 2 |
| 3 | 6703920 | TUBE | | | 1 |
| 4 | 6703921 | TUBE | | | 1 |
| 5 | 6701893 | CLAMP | | | 4 |
| 6 | 17C-532 | BOLT | | | 1 |
| 7 | | CYLINDER | tilt - See Page TILT CYLINDER(1) | | 1 |
| 8 | 6702674 | HOSE | | | 2 |
| 9 | 6704335 | HOSE | | | 1 |
| 10 | | VALVE | See Page HYDRAULIC CONTROL VALVE(1) | | 1 |
| 11 | 872229 | WASHER | | | 3 |
| 12 | 6712799 | TUBE | lift | | 1 |
| 13 | 6712798 | TUBE | lift | | 1 |
| 14 | 6712797 | TUBE | lift | | 1 |
| 15 | 6712796 | TUBE | lift | | 1 |
| 16 | 85D-5 | NUT | | | 5 |
| 17 | 6704336 | HOSE | | | 1 |
| 18 | 79K-10 | O-RING | flat boss face | | x |
| 18 | 99K-10 | O-RING | tapered boss face | | x |
| 19 | 6710573 | TUBE | tilt | | 1 |
| 20 | 15K-7 | ELBOW | W/Ref. HYDRAULIC CIRCUITRY(18) - flat boss face | | 2 |
| 20 | 15KV-7 | ADAPTER | W/Ref. HYDRAULIC CIRCUITRY(18) - tapered boss face | | 2 |
| 20 | 97K-10 | O-RING | flared end | | 2 |
| 21 | 6712801 | TUBE | tilt | | 1 |
| 22 | 6712800 | TUBE | tilt | | 1 |
| 23 | 6711651 | TEE | W/Ref. HYDRAULIC CIRCUITRY(18) - flat boss face See Page HYDRAULIC CIRCUITRY(1) | | 1 |
| 23 | 6715656 | TEE | W/Ref. HYDRAULIC CIRCUITRY(18) - tapered boss face | | 1 |
| 23 | 97K-10 | O-RING | flared end | | 1 |
| 24 | 6701892 | CLAMP | | | 4 |
| 25 | 6706784 | PAD | | | 1 |
| 26 | 11H-15 | GREASE ZERK | | | 2 |
| 27 | 10H-25 | GREASE ZERK | | | 3 |
| 28 | 6656155 | COVER | bulk - Sold Per Foot | | x |
| 29 | 6702673 | HOSE | | | 2 |
| 30 | 6502203 | CLAMP | | | 2 |
| 31 | 95D-6 | NUT | Was 91D-6 [A] | | 3 |
| 32 | NAP | COVER | 30'(762 mm) long - Order Ref. HYDRAULIC CIRCUITRY(33) | | 1 |
| 33 | 6705749 | COVER | bulk - Sold Per Foot - 1.85' (46,9 mm) I.D. - poly corrugated | | x |
| 34 | 36K-7 | CAP | | | 1 |
| 35 | 6610510 | NYLON TIE | | | 1 |
| 36 | NAP | COVER | 18'(457,2 mm) long - Order Ref. HYDRAULIC CIRCUITRY(28) | | 2 |
| 37 | 19K-7 | TEE | W/Ref. HYDRAULIC CIRCUITRY(18) | | 3 |
| 38 | 10K-6 | TEE | | | 1 |
| 39 | 6705068 | TUBE | | | 1 |
| 40 | | VALVE | manual lift release-See Page MANUAL LIFT RELEASE VALVE(1) | | 1 |

HYDRAULIC CIRCUITRY

| Ref.N° | Part N° | Description | Remarks | Serial N° | Qty. |
|--------|----------|-------------|--|-----------|------|
| 41 | 57D-5 | NUT | | | 2 |
| 42 | 6666341 | VALVE | bucket pos. - See Page BUCKET POSITIONING VALVE(1) | | 1 |
| 43 | 17K-7 | ELBOW | W/Ref. HYDRAULIC CIRCUITRY(18) - flat boss face | | 2 |
| 43 | 17KV-7 | ELBOW | W/Ref. HYDRAULIC CIRCUITRY(18) - tapered boss face | | 2 |
| 43 | 97K-10 | O-RING | flared end | | 2 |
| 44 | 6710573 | TUBE | tilt | | 1 |
| 45 | 84G-3716 | BOLT | | | 1 |
| 46 | 84G-3712 | BOLT | | | 1 |
| 47 | 6711280 | MOUNT | | | 1 |
| 48 | 17C-428 | BOLT | | | 2 |
| 49 | 6710583 | TUBE | | | 1 |
| 50 | 6704839 | TUBE | | | 1 |
| 51 | 6578804 | HOSE | | | 1 |
| 52 | 83D-4 | NUT | | | 1 |
| 53 | 784568 | ELBOW | W/Ref. HYDRAULIC CIRCUITRY(18) | | 2 |
| 54 | 6704833 | BRACKET | | | 1 |
| 55 | 35C-536 | BOLT | | | 2 |
| 56 | 35C-412 | BOLT | | | 2 |
| 57 | 57D-4 | NUT | | | 2 |
| 58 | 17K-5 | ELBOW | W/Ref. HYDRAULIC CIRCUITRY(61) | | 2 |
| 59 | 6535451 | HOSE | | | 1 |
| 60 | 6710584 | TUBE | | | 1 |
| 61 | 79K-6 | O-RING | | | x |
| 62 | 731794 | ADAPTER | W/Ref. HYDRAULIC CIRCUITRY(18) | | 1 |

LIFT & TILT CONTROL SYSTEM



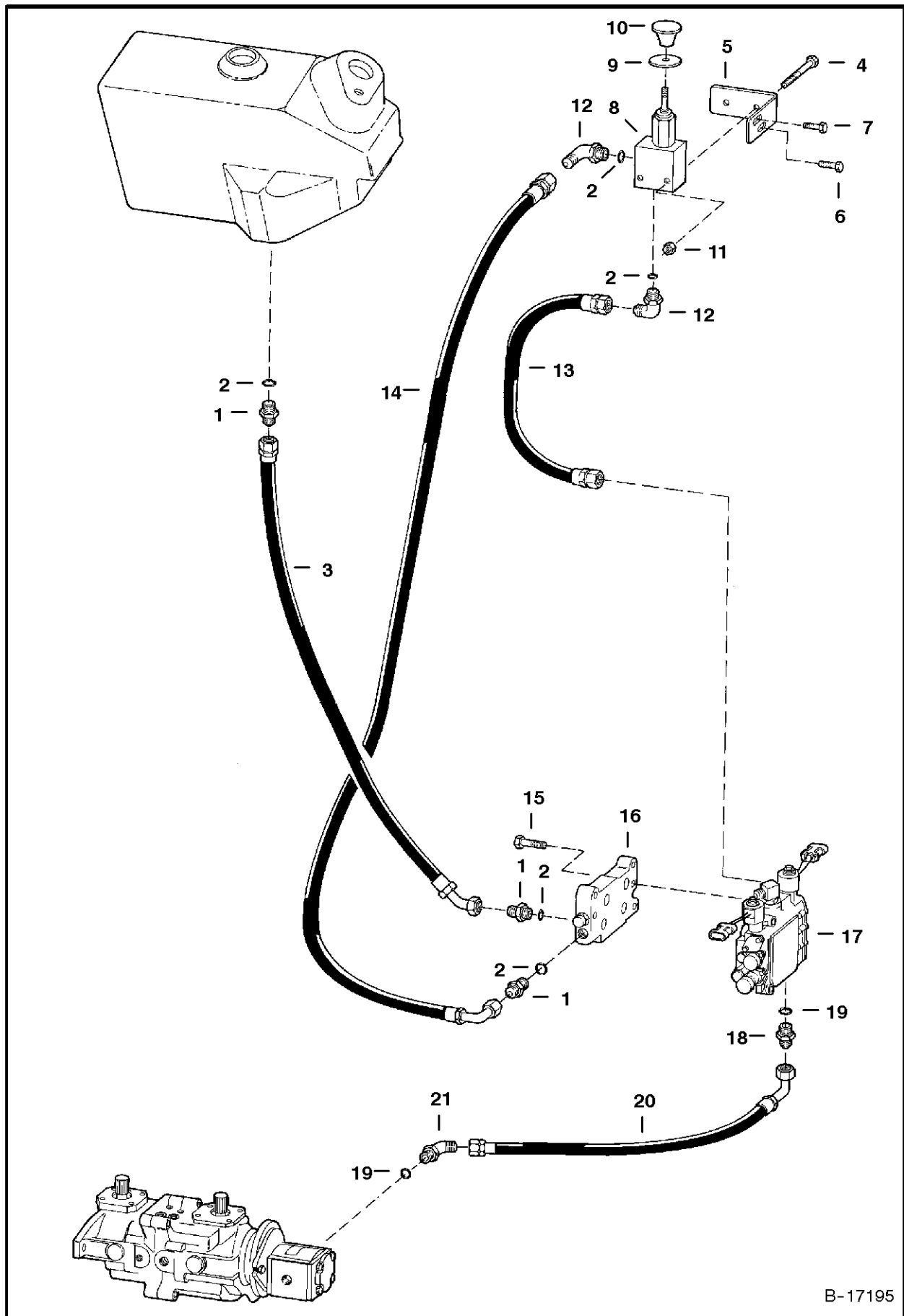
LIFT & TILT CONTROL SYSTEM

| Ref.N° | Part N° | Description | Remarks | Serial N° | Qty. |
|--------|----------|-------------|--|-----------|------|
| 1 | 6664858 | KNOB | red round - lift lock valve | | 1 |
| 2 | 7D-4 | NUT | | | 1 |
| 3 | 6707101 | WASHER | neoprene | | 1 |
| 4 | 6706582 | MOUNT | | | 1 |
| 5 | 83D-5 | NUT | | | 3 |
| 6 | 17C-568 | BOLT | Was 17C-572 [B] | | 2 |
| 7 | 84G-3716 | BOLT | | | 2 |
| 8 | 6664850 | VALVE | lift lock -W/Ref. LIFT & TILT CONTROL SYSTEM(1), LIFT & TILT CONTROL SYSTEM(20), LIFT & TILT CONTROL SYSTEM(32) & LIFT & TILT CO | | 1 |
| 9 | 6578183 | TEE | W/Ref. LIFT & TILT CONTROL SYSTEM(10) - See Page HYDRAULIC CIRCUITRY(1) | | 1 |
| 10 | 79K-10 | O-RING | flat boss face | | x |
| 10 | 99K-10 | O-RING | tapered boss face | | x |
| 11 | 15K-5 | ADAPTER | W/Ref. LIFT & TILT CONTROL SYSTEM(12) | | 3 |
| 12 | 79K-6 | O-RING | | | x |
| 13 | 6706643 | TUBE | | | 1 |
| 14 | 6706645 | TUBE | | | 1 |
| 15 | 19K-5 | TEE | W/Ref. LIFT & TILT CONTROL SYSTEM(12) | | 2 |
| 16 | 6702079 | HOSE | Was 6707302 [A] | | 1 |
| 17 | 6664849 | VALVE | tilt lock - W/Ref.LIFT & TILT CONTROL SYSTEM(18) - LIFT & TILT CONTROL SYSTEM(20) See Page TILT LOCK VALVE(1) | | 1 |
| 18 | NAP | SOLENOID | W/O diode - SEE NOTE - Was 6667157 [A] | | 1 |
| 18 | 6672471 | SOLENOID | W/diode - SEE NOTE - Was 6672456 [A] | | 1 |
| 18 | 6665004 | STEM | | | 1 |
| 18 | NAP | COIL | W/O diode - SEE NOTE - Was 6667138 [A] | | 1 |
| 18 | 6671025 | COIL | W/diode - SEE NOTE | | 1 |
| 18 | 6665487 | SEAL KIT | | | 1 |
| 19 | 6665489 | ADAPTER | filter - See Page TILT LOCK VALVE(1) | | 1 |
| 20 | 6665610 | VALVE | | | 1 |
| 20 | 6665612 | SEAL KIT | | | 1 |
| 21 | 6706644 | HOSE | | | 1 |
| 22 | 17K-7 | ELBOW | W/Ref. LIFT & TILT CONTROL SYSTEM(10) | | 2 |
| 23 | 6707369 | TUBE | | | 1 |
| 24 | 15K-7 | ELBOW | W/Ref. LIFT & TILT CONTROL SYSTEM(10) - flat boss face | | 1 |
| 24 | 15KV-7 | ADAPTER | W/Ref. LIFT & TILT CONTROL SYSTEM(10) - tapered boss face | | 1 |
| 24 | 97K-10 | O-RING | flared end | | 1 |
| 25 | 21K-7 | TEE | W/Ref. LIFT & TILT CONTROL SYSTEM(10) - flat boss face | | 1 |
| 25 | 21KN-7 | TEE | W/Ref. LIFT & TILT CONTROL SYSTEM(10) - tapered boss face | | 1 |
| 25 | 97K-10 | O-RING | flared end | | 1 |
| 26 | 36K-7 | CAP | | | 1 |
| 27 | 17C-560 | BOLT | | | 2 |
| 28 | 6593013 | SPACER | tube - Was 6706650 [A] | | 1 |
| 29 | 6706785 | HOSE | | | 1 |
| 30 | 6704693 | TEE | W/Ref. LIFT & TILT CONTROL SYSTEM(31) | | 1 |
| 31 | 79K-12 | O-RING | Was 79K-16 [B] | | x |
| 32 | 6665490 | VALVE | manual pull | | 1 |
| 32 | 6666828 | SEAL KIT | | | 1 |

LIFT & TILT CONTROL SYSTEM

| Ref.N° | Part N° | Description | Remarks | Serial N° | Qty. |
|--------|---------|-------------|---------|-----------|------|
| 33 | 6665609 | CHECK VALVE | | | 2 |
| 33 | 6665611 | SEAL KIT | | | 2 |

MANUAL LIFT RELEASE SYSTEM

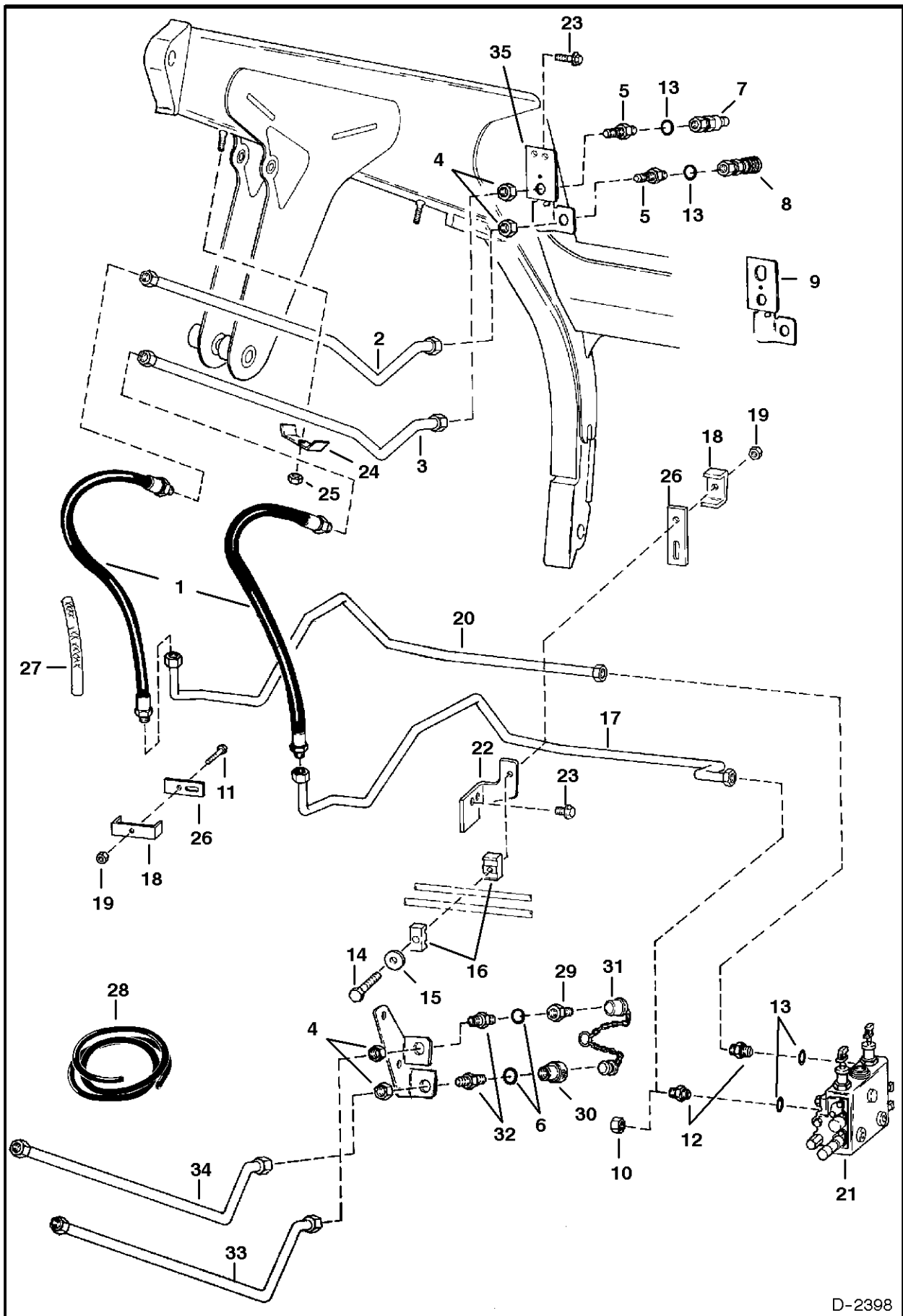


B-17195

MANUAL LIFT RELEASE SYSTEM

| Ref.N° | Part N° | Description | Remarks | Serial N° | Qty. |
|--------|----------|-------------|--|-----------|------|
| 1 | 15K-5 | ADAPTER | W/Ref. MANUAL LIFT RELEASE SYSTEM(2) - flat boss face | | 3 |
| 1 | 15KV-5 | ADAPTER | W/Ref. MANUAL LIFT RELEASE SYSTEM(2) - tapered boss face | | 3 |
| 1 | 97K-6 | O-RING | flared end | | 3 |
| 2 | 79K-6 | O-RING | flat boss face | | x |
| 2 | 99K-6 | O-RING | tapered boss face | | x |
| 3 | 6712886 | HOSE | | | 1 |
| 4 | 17C-428 | BOLT | | | 2 |
| 5 | 6711280 | MOUNT | | | 1 |
| 6 | 84G-3716 | BOLT | | | 1 |
| 7 | 84G-3112 | BOLT | | | 1 |
| 8 | 6667844 | VALVE | manual lift release - See Page MANUAL LIFT RELEASE VALVE(1) | | 1 |
| 9 | 6707101 | WASHER | neoprene | | 1 |
| 10 | 6668913 | KNOB | red square | | 1 |
| 11 | 83D-4 | NUT | | | 2 |
| 12 | 17K-5 | ELBOW | W/Ref. MANUAL LIFT RELEASE SYSTEM(2) - flat boss face | | 2 |
| 12 | 17KV-5 | ELBOW | W/Ref. MANUAL LIFT RELEASE SYSTEM(2) - tapered boss face | | 2 |
| 12 | 97K-6 | O-RING | flared end | | 2 |
| 13 | 6535451 | HOSE | | | 1 |
| 14 | 6578804 | HOSE | | | 1 |
| 15 | 43C-532 | BOLT | | | 6 |
| 16 | 6628571 | VALVE | BICS Control - See Page BICS CONTROL VALVE(1) | | 1 |
| 17 | NSS | VALVE | control - Order 6628394inD1@ Valve - See Page HYDRAULIC CONTROL VALVE(1) | | 1 |
| 18 | 15K-8 | ADAPTER | W/Ref. MANUAL LIFT RELEASE SYSTEM(19) - flat boss face | | 2 |
| 18 | 15KN-8 | ADAPTER | W/Ref. MANUAL LIFT RELEASE SYSTEM(19) - tapered boss face | | 2 |
| 18 | 97K-12 | O-RING | flared end | | 2 |
| 19 | 79K-12 | O-RING | flat boss face | | x |
| 19 | 99K-12 | O-RING | tapered boss face | | x |
| 20 | 6729145 | HOSE | Was 6712848 [A] | | 1 |
| 21 | 18K-8 | ELBOW | W/Ref. MANUAL LIFT RELEASE SYSTEM(19) - flat boss face | | 1 |
| 21 | 18KV-8 | ELBOW | W/Ref. MANUAL LIFT RELEASE SYSTEM(19) - tapered boss face | | 1 |
| 21 | 97K-12 | O-RING | flared end | | 1 |

AUXILIARY HYDRAULICS

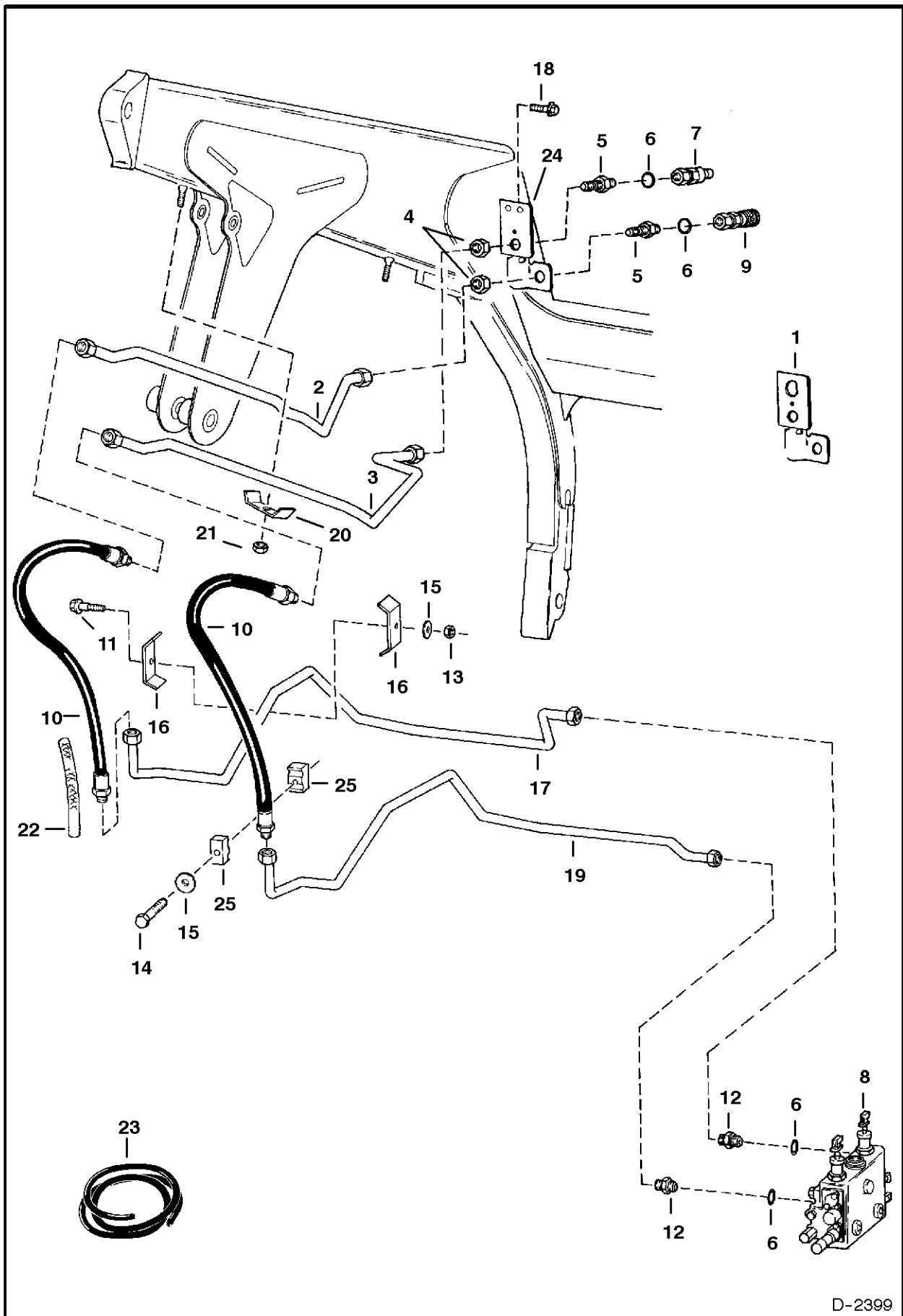


D-2398

AUXILIARY HYDRAULICS

| Ref.N° | Part N° | Description | Remarks | Serial N° | Qty. |
|--------|----------|--------------|--|------------------|------|
| 1 | NAP | HOSE | Use W/Ref. AUXILIARY HYDRAULICS(27) - Order 6715930 Hose - Was 6703814 [A] | | 2 |
| 1 | 6715930 | HOSE | | | 2 |
| 2 | 6711745 | TUBE | | | 1 |
| 3 | 6711744 | TUBE | | | 1 |
| 4 | 86F-7 | NUT | | | 2 |
| 5 | 6711625 | ADAPTER | W/Ref. AUXILIARY HYDRAULICS(13) | | 2 |
| 6 | 79K-10 | O-RING | | | 2 |
| 7 | 6667808 | COUPLER | male FF | 5096 39190 & Abv | 1 |
| 7 | | | | 5096 16447-34999 | 1 |
| 7 | 6672026 | O-RING | Was 6669655 [A] | 5096 39190 & Abv | 1 |
| 7 | | | | 5096 16447-34999 | 1 |
| 8 | 6672960 | COUPLER | female FF - Was 6667807 [A] | 5096 39190 & Abv | 1 |
| 8 | | | | 5096 16447-34999 | 1 |
| 9 | NAP | MOUNT | for FF couplers - Order Ref. AUXILIARY HYDRAULIC S(35) - Was 6711672 [A] | | 1 |
| 10 | 36K-8 | CAP | | | 2 |
| 11 | 17C-536 | BOLT | | | 1 |
| 12 | 15K-8 | ADAPTER | W/Ref. AUXILIARY HYDRAULICS(13) | | 2 |
| 13 | 79K-12 | O-RING | | | x |
| 14 | 17C-548 | BOLT | | | 1 |
| 15 | 872229 | WASHER | | | 1 |
| 16 | 6701892 | CLAMP | | | 2 |
| 17 | 6703922 | TUBE | | | 1 |
| 18 | 6568476 | CLAMP | | | 2 |
| 19 | 85D-5 | NUT | | | 2 |
| 20 | 6703923 | TUBE | | | 1 |
| 21 | | VALVE | See Page HYDRAULIC CONTROL VALVE(1) | | 1 |
| 22 | 6704619 | MOUNT | | | 1 |
| 23 | 84G-3112 | BOLT | | | 2 |
| 24 | 6502203 | CLAMP | | | 2 |
| 25 | 59D-6 | NUT | | | 2 |
| 26 | 6702548 | PAD | | | 2 |
| 27 | NAP | COVER | 30'(762 mm) long - Order Ref. AUXILIARY HYDRAULIC CS(28) | | 1 |
| 28 | 6705749 | COVER | bulk - Sold Per Foot - 1.85' (46,9 mm) I.D. poly corrugated | | x |
| 29 | 6598757 | COUPLER | Male | | 1 |
| 30 | 6598758 | COUPLER | Female | | 1 |
| 30 | 48K-16 | O-RING | | | 1 |
| 30 | 6665430 | BACK-UP RING | | | 1 |
| 31 | 6513709 | CAP PLUG | Assy. (Rubber) | | 1 |
| 31 | 6515167 | PLUG | Steel | | 1 |
| 31 | 6515168 | CAP | Steel | | 1 |
| 32 | 45K-7 | FITTING | W/Ref. AUXILIARY HYDRAULICS(6) | | 2 |
| 33 | 6704404 | TUBE | | | 1 |
| 34 | 6704405 | TUBE | | | 1 |
| 35 | 6713850 | MOUNT | | | 1 |

AUXILIARY HYDRAULICS

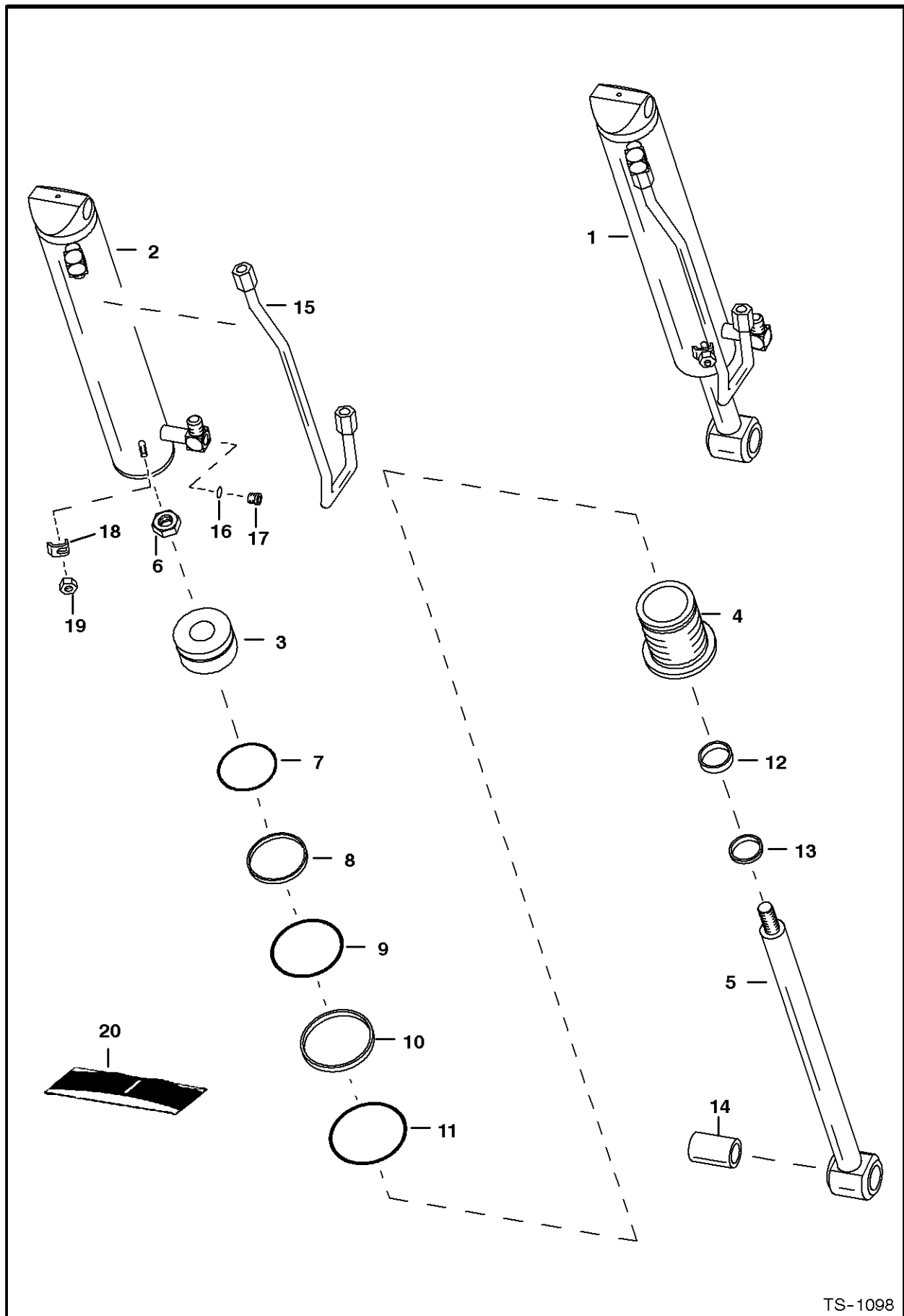


D-2399

AUXILIARY HYDRAULICS

| Ref.N° | Part N° | Description | Remarks | Serial N° | Qty. |
|--------|----------|-------------|--|-----------|------|
| 1 | NAP | MOUNT | for FF couplers - Order Ref. AUXILIARY HYDRAULIC S(24) - Was 6711672 [A] | | 1 |
| 2 | 6711745 | TUBE | | | 1 |
| 3 | 6711744 | TUBE | | | 1 |
| 4 | 86F-7 | NUT | | | 2 |
| 5 | 6711625 | ADAPTER | W/Ref. AUXILIARY HYDRAULICS(6) - flat boss face | | 2 |
| 5 | 6715185 | ADAPTER | W/Ref. AUXILIARY HYDRAULICS(6) - tapered boss face | | 2 |
| 5 | 97K-10 | O-RING | flared end | | 1 |
| 6 | 79K-12 | O-RING | flat boss face | | x |
| 6 | 99K-12 | O-RING | tapered boss face | | x |
| 7 | 6667808 | COUPLER | male FF | | 1 |
| 7 | 6672026 | O-RING | Was 6669655 [D] | | 1 |
| 8 | | VALVE | See Page HYDRAULIC CONTROL VALVE(1) | | 1 |
| 9 | 6672960 | COUPLER | female FF - Was 6667807 [A] | | 1 |
| 10 | NAP | HOSE | Use W/Ref. AUXILIARY HYDRAULICS(22) - Order 6715930inD1}c Hose - Was 6703814 [A] | | 2 |
| 10 | 6715930 | HOSE | W/cover | | 2 |
| 11 | 84G-3732 | BOLT | | | 1 |
| 12 | 15K-8 | ADAPTER | W/Ref. AUXILIARY HYDRAULICS(13) - flat boss face | | 2 |
| 12 | 15KN-8 | ADAPTER | W/Ref. AUXILIARY HYDRAULICS(13) - tapered boss face | | 1 |
| 12 | 97K-12 | O-RING | flared end | | 1 |
| 13 | 95D-6 | NUT | Was 91D-6 [A] | | 2 |
| 14 | 37C-540 | BOLT | Was 35C-540 [B] | | 1 |
| 15 | 872229 | WASHER | | | 1 |
| 16 | 6592506 | CLAMP | | | 2 |
| 17 | 6712961 | TUBE | | | 1 |
| 18 | 84G-3112 | BOLT | | | 2 |
| 19 | 6712962 | TUBE | | | 1 |
| 20 | 6502203 | CLAMP | | | 2 |
| 21 | 83D-5 | NUT | | | 2 |
| 22 | NAP | COVER | 30'(762 mm) long - Order Ref. AUXILIARY HYDRAULIC CS(23) | | 1 |
| 23 | 6705749 | COVER | bulk - Sold Per Foot - 1.85' (46,9 mm) I.D. poly corrugated | | x |
| 24 | 6713850 | MOUNT | | | 1 |
| 25 | 6701892 | CLAMP | | | 2 |

TILT CYLINDER (W/O Rod Eye Grease Zerk Hole)



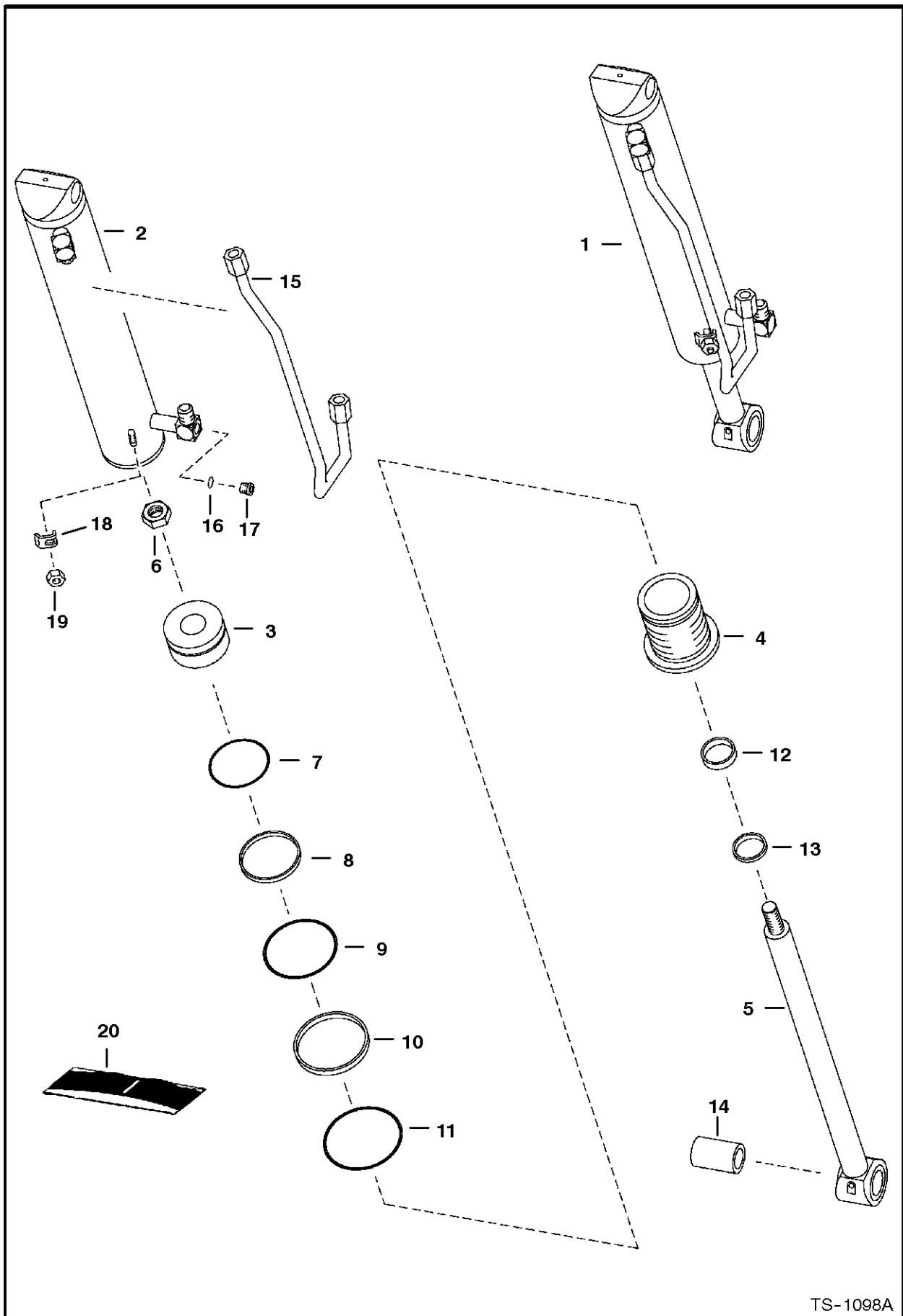
TS-1098

TILT CYLINDER

Page : 1

| Ref.N° | Part N° | Description | Remarks | Serial N° | Qty. |
|--------|-----------|-------------|--|-----------|------|
| 1 | NAP | CYLINDER | tilt - Ref. TILT CYLINDER(2)-TILT CYLINDER(19) - Order 6804630inD1} Cylinder - See Page TILT CYLINDER(1) - Was 6539931 [A] | | 1 |
| 2 | NAP | CASE | 3.5' (88,9 mm) I.D. - Order 6804630inD1} Cylinder - See Page TILT CYLINDER(1) - Was 6586587 [A] | | 1 |
| 3 | 6539932 | PISTON | | | 1 |
| 4 | 6539934 | HEAD | | | 1 |
| 5 | 6586588 | ROD | 1.5' (38,1 mm) - W/Ref. TILT CYLINDER(14) | | 1 |
| 6 | 6804592 | NUT | Was 6803253 [A] | | 1 |
| 7 | 54K-30300 | O-RING | Was 25K-30300 [B] | | 1 |
| 8 | 1530265 | SEAL | | | 1 |
| 9 | 58K-338 | O-RING | | | 1 |
| 10 | 80K-338 | WASHER | back-up | | 1 |
| 11 | 58K-236 | O-RING | | | 1 |
| 12 | 6667326 | SEAL | Was 6538141 [A] | | 1 |
| 13 | 6665086 | SEAL | wiper | | 1 |
| 14 | 6589665 | BUSHING | | | 1 |
| 15 | 6586586 | TUBE | | | 1 |
| 16 | 79K-6 | O-RING | flat boss face | | 2 |
| 16 | 95K-6 | O-RING | tapered boss face | | 2 |
| 17 | NAP | PLUG | W/Ref. TILT CYLINDER(16) - flat boss face - Was 90K-5 [A] | | 2 |
| 17 | 90KV-5 | PLUG | W/Ref. TILT CYLINDER(16) - tapered boss face | | 2 |
| 18 | 6562266 | CLAMP | | | 1 |
| 19 | 85D-6 | NUT | | | 1 |
| 20 | 6804606 | SEAL KIT | Ref. TILT CYLINDER(6) - TILT CYLINDER(13) - Was 6803274 [A] | | 1 |

TILT CYLINDER (W/ Rod Eye Grease Zerk Hole)



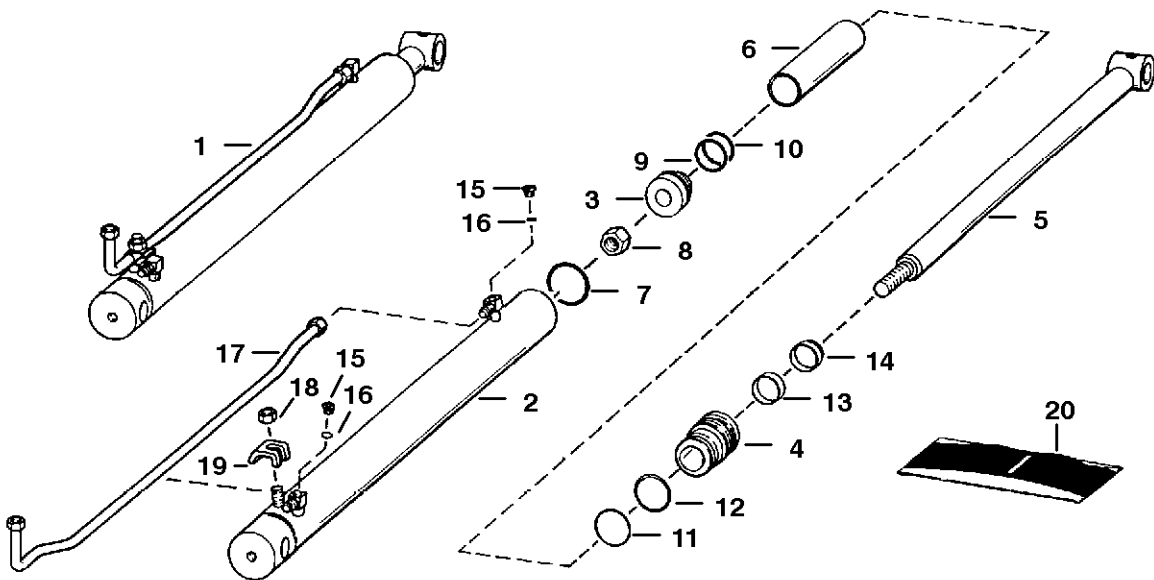
TS-1098A

TILT CYLINDER

Page : 1

| Ref.N° | Part N° | Description | Remarks | Serial N° | Qty. |
|--------|-----------|-------------|---|-----------|------|
| 1 | 6804630 | CYLINDER | tilt - Ref. TILT CYLINDER(2)-TILT CYLINDER(19) | | 1 |
| 2 | NAP | CASE |)3.5' (88,9 mm) I.D. -Order 6804630inD1} Cylinder - Was 6804633 [A] | | 1 |
| 3 | 6804632 | PISTON | | | 1 |
| 4 | 6539934 | HEAD | | | 1 |
| 5 | 6804631 | ROD | 1.5' (38,1 mm) - W/Ref. TILT CYLINDER(14) | | 1 |
| 6 | 6804592 | NUT | | | 1 |
| 7 | 54K-30300 | O-RING | | | 1 |
| 8 | 1530265 | SEAL | | | 1 |
| 9 | 54K-60304 | O-RING | | | 1 |
| 10 | 73K-338 | RING | back-up | | 1 |
| 11 | 58K-238 | O-RING | | | 1 |
| 12 | 6667326 | SEAL | | | 1 |
| 13 | 6665086 | SEAL | wiper | | 1 |
| 14 | 6805150 | BUSHING | W/grease zerk hole | | 1 |
| 15 | 6586586 | TUBE | | | 1 |
| 16 | 95K-6 | O-RING | tapered boss face | | 2 |
| 17 | 90KV-5 | PLUG | tapered boss face | | 2 |
| 18 | 6562266 | CLAMP | | | 1 |
| 19 | 95D-6 | NUT | Was 91D-6 [A] | | 1 |
| 20 | 6804606 | SEAL KIT | Ref. TILT CYLINDER(6) - TILT CYLINDER(13) | | 1 |

LIFT CYLINDER

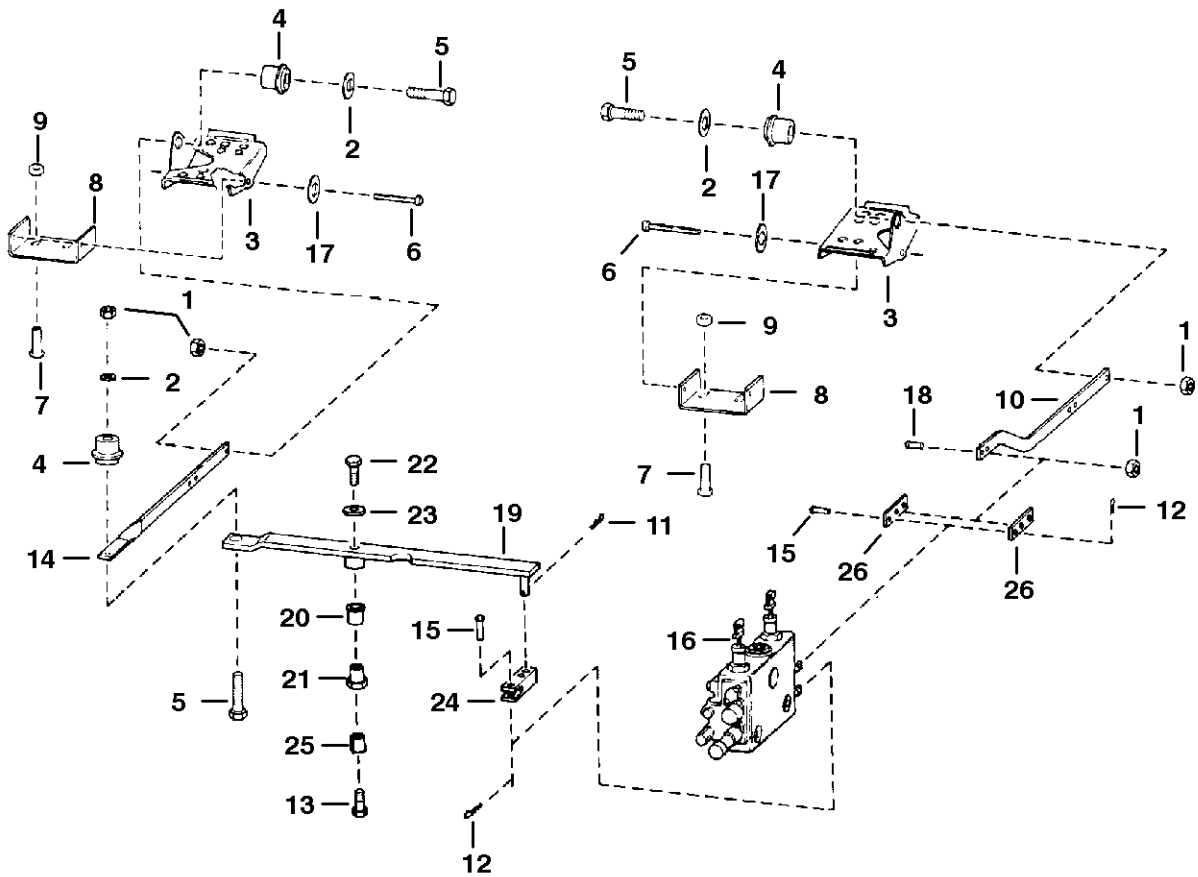


B-17293

LIFT CYLINDER

| Ref.N° | Part N° | Description | Remarks | Serial N° | Qty. |
|--------|-----------|-------------|--|-----------|------|
| 1 | 6537254 | CYLINDER | Ref. LIFT CYLINDER(2) - LIFT CYLINDER(19) | | 2 |
| 2 | 6537259 | CASE | | | 1 |
| 3 | 6661820 | PISTON | W/Ref. LIFT CYLINDER(9) & LIFT CYLINDER(10) - Also has) Non-Replaceable wear sleeves | | 1 |
| 4 | 6539236 | HEAD | | | 1 |
| 5 | 6537260 | ROD | | | 1 |
| 6 | 6539645 | SPACER | | | 1 |
| 7 | 58K-140 | O-RING | | | 1 |
| 8 | 92D-16 | NUT | | | 1 |
| 9 | 6519328 | O-RING | | | 1 |
| 10 | 54K-30126 | RING | Was 25K-30126 [B] | | 1 |
| 11 | 54K-60128 | O-RING | Was 25K-60128 [B] | | 1 |
| 12 | 73K-328 | RING | back-up - Was 80K-328 [A] | | 1 |
| 13 | 6667326 | SEAL | rod - Was 6538141 [A] | | 1 |
| 14 | 6665086 | SEAL | wiper | | 1 |
| 15 | NAP | PLUG | W/Ref. LIFT CYLINDER(16) - flat boss face - Was 90K-5 [A] | | 2 |
| 15 | 90KV-5 | PLUG | W/Ref. LIFT CYLINDER(16) - tapered boss face | | 2 |
| 16 | 79K-6 | O-RING | flat boss face | | 2 |
| 16 | 95K-6 | O-RING | tapered boss face | | 2 |
| 17 | 6537255 | TUBE | | | 1 |
| 18 | 95D-6 | NUT | Was 91D-6 [A] | | 1 |
| 19 | 6562266 | CLAMP | | | 1 |
| 20 | 6803325 | SEAL KIT | Ref. LIFT CYLINDER(7) - LIFT CYLINDER(14) - Was 6589794 [A] | | 1 |

CONTROL PEDALS



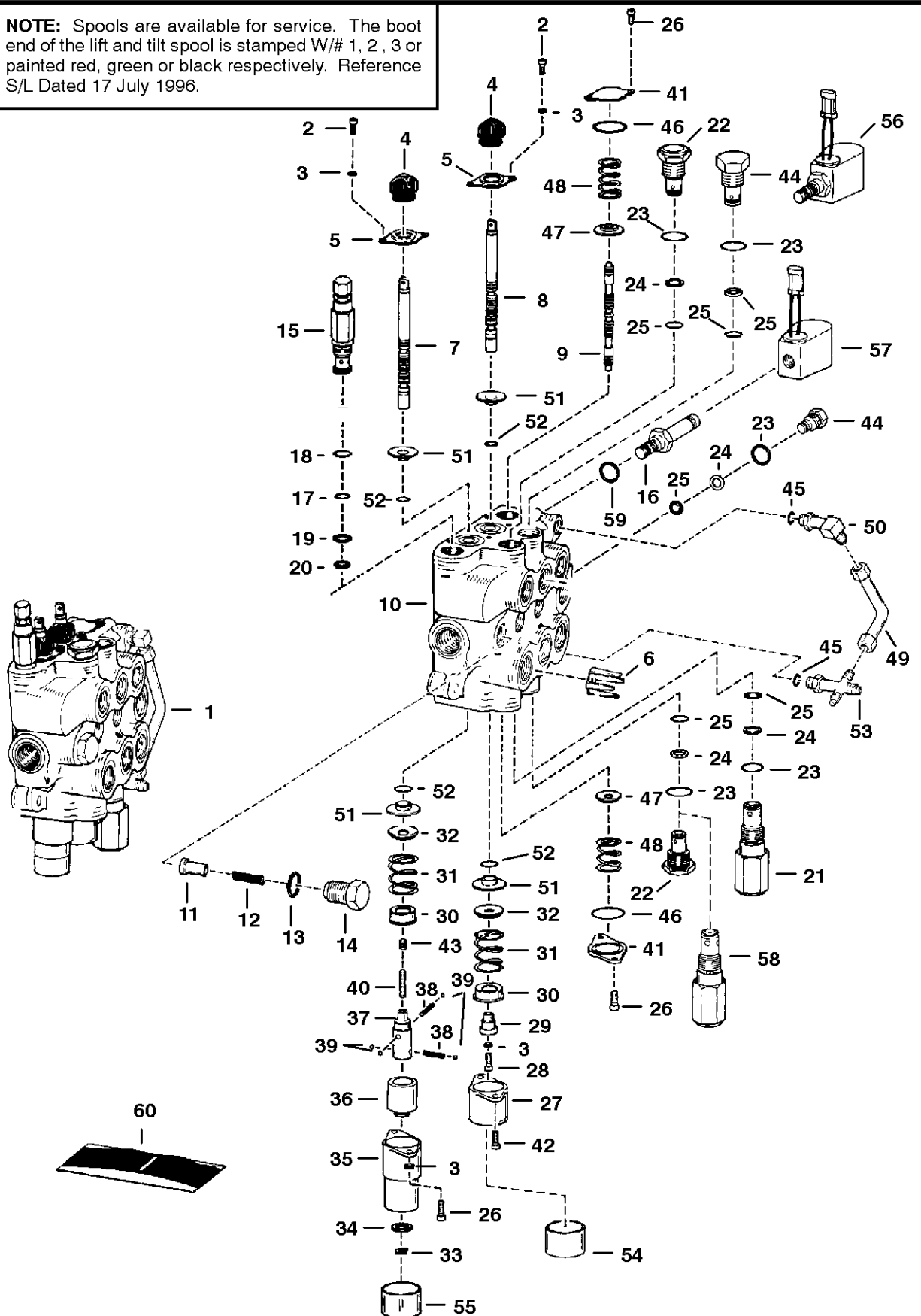
E-2197

CONTROL PEDALS

| Ref.N° | Part N° | Description | Remarks | Serial N° | Qty. |
|--------|---------|---------------|---|-----------|------|
| 1 | 95D-6 | NUT | Was 91D-6 [A] | | 5 |
| 2 | 6563914 | WASHER | | | 3 |
| 3 | 6726680 | PEDAL | Was 6564656 [A] | | 2 |
| 4 | 6665701 | BUSHING | Was 6630081 [A] | | 3 |
| 5 | 17C-624 | BOLT | | | 3 |
| 6 | 6564657 | PIN | | | 2 |
| 7 | 7C-620 | BOLT | Was 6704349 [B] | | 4 |
| 8 | 6726681 | LINK | Was 6564658 [A] | | 2 |
| 9 | 57D-6 | NUT | | | 4 |
| 10 | 6577813 | BAR | | | 1 |
| 11 | 1306637 | PIN | | | 1 |
| 12 | 6513495 | COTTER PIN | | | 2 |
| 13 | 35C-612 | BOLT | Was 31C-612 [B] | | 1 |
| 14 | 6576302 | BAR | | | 1 |
| 15 | 6564654 | PIN | | | 2 |
| 16 | | VALVE | See Page HYDRAULIC CONTROL VALVE(1) | | 1 |
| 17 | 25E-21 | WASHER | Used if serrations on pins are too long | | 2 |
| 18 | 17C-620 | BOLT | Was 4F-6106 [B, D] | | 1 |
| 19 | 6706103 | LEVER | | | 1 |
| 20 | 6512026 | BUSHING | | | 1 |
| 21 | 6706104 | RETAINING NUT | | | 1 |
| 22 | 17C-612 | BOLT | | | 1 |
| 23 | 619021 | WASHER | | | 1 |
| 24 | 6706105 | YOKE | | | 1 |
| 25 | 6544654 | BUSHING | spacer - See Page DISC BRAKE(1) | & Abv | 1 |
| 26 | 6706680 | LINK | 2.20'(55,9 mm) long - Was 6564544 [A] | | 2 |
| 26 | 6708009 | LINK | 2.69'(68,3 mm) long | | 2 |

HYDRAULIC CONTROL VALVE

NOTE: Spools are available for service. The boot end of the lift and tilt spool is stamped W/# 1, 2, 3 or painted red, green or black respectively. Reference S/L Dated 17 July 1996.



E-2219

HYDRAULIC CONTROL VALVE

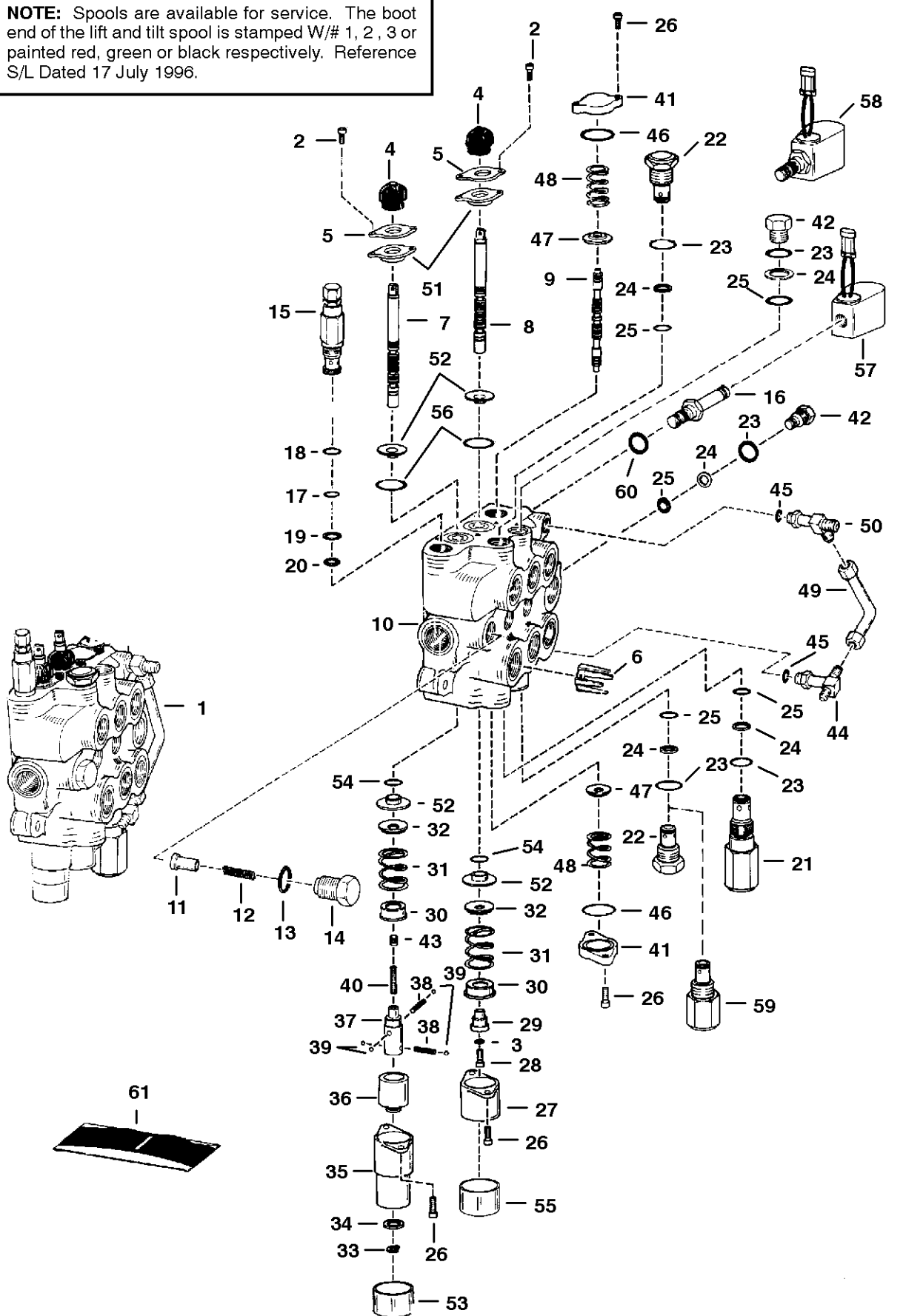
| Ref.N° | Part N° | Description | Remarks | Serial N° | Qty. |
|--------|-----------|--------------|--|-----------|------|
| 1 | NAP | VALVE |)Ref. HYDRAULIC CONTROL VALVE(2) - HYDRAULIC CONTROL VALVE(55) - W/long spools - SEE BTlin D1} 307 - Before ordering repair part | | 1 |
| 2 | 6588165 | SCREW | | | 4 |
| 3 | 22E-4 | WASHER | | | 11 |
| 4 | 6587763 | BOOT | | | 2 |
| 5 | 6592123 | RETAINER | stamped | | 2 |
| 6 | 6534630 | RESTRICTOR | .134/.141 | | 1 |
| 7 | 6666576 | SPOOL | lift - # 1 or Red - SEE NOTE | | 1 |
| 7 | 6666577 | SPOOL | lift - # 2 or Green - SEE NOTE | | 1 |
| 7 | 6666578 | SPOOL | lift - # 3 or Black - SEE NOTE | | 1 |
| 8 | 6666579 | SPOOL | tilt - # 1 or Red - SEE NOTE | | 1 |
| 8 | 6666580 | SPOOL | tilt - # 2 or Green - SEE NOTE | | 1 |
| 8 | 6666581 | SPOOL | tilt - # 3 or Black - SEE NOTE | | 1 |
| 9 | 6588074 | SPOOL | auxiliary - SEE NOTE | | 3 |
| 10 | NSS | BODY | | | 1 |
| 11 | 6592115 | SEAT | | | 2 |
| 12 | 6592117 | SPRING | | | 2 |
| 13 | 79K-8 | O-RING | | | 3 |
| 14 | 6592116 | NUT | load check | | 3 |
| 15 | 6676197 | VALVE | main relief - W/Ref. HYDRAULIC CONTROL VALVE(17) - HYDRAULIC CONTROL VALVE(20) - 2950-3050 PSI - Was 6661113 [A] | | 1 |
| 16 | 6665758 | STEM | W/Ref. HYDRAULIC CONTROL VALVE(59) | | 2 |
| 17 | 58K-17 | O-RING | | | 1 |
| 18 | 6665569 | WASHER | back-up | | 1 |
| 19 | 25K-20016 | O-RING | | | 1 |
| 20 | 6665570 | RING | glide | | 1 |
| 21 | 6599161 | RELIEF VALVE | port relief - 3400-3600 PSI - W/Ref. HYDRAULIC CONTROL VALVE(23) - HYDRAULIC CONTROL VALVE(25) | | 1 |
| 22 | 6667549 | VALVE | anti-cavity check -W/Ref. HYDRAULIC CONTROL VALVE(23)-HYDRAULIC CONTROL VALVE(25) - Was 6661345 [A] | | 2 |
| 23 | 79K-10 | O-RING | | | 5 |
| 24 | 80K-14 | WASHER | back-up | | 4 |
| 25 | 58K-14 | O-RING | back-up washer required | | 4 |
| 25 | 6677106 | O-RING | back-up washer not required | | 4 |
| 26 | 6588982 | SCREW | | | 6 |
| 27 | 6587633 | BONNET | W/.50' flange | | 1 |
| 28 | 6588166 | SCREW | | | 1 |
| 29 | 6592109 | ADAPTER | | | 1 |
| 30 | 6592100 | COLLAR | | | 2 |
| 31 | 6587580 | SPRING | | | 2 |
| 32 | 6587523 | WASHER | | | 4 |
| 33 | 799119 | RETAINER | | | 1 |
| 34 | 6592098 | WASHER | | | 1 |
| 35 | 6589226 | BONNET | | | 1 |
| 36 | 6531270 | SLEEVE | lift | | 1 |
| 37 | 6587575 | ADAPTER | | | 1 |
| 38 | 6592107 | SPRING | | | 2 |
| 39 | 6592105 | BALL | | | 4 |

HYDRAULIC CONTROL VALVE

| Ref.N° | Part N° | Description | Remarks | Serial N° | Qty. |
|--------|-----------|-------------|--|-----------|------|
| 40 | 6586918 | SCREW | | | 1 |
| 41 | 6588981 | END CAP | .62' thick | | 2 |
| 42 | 6588164 | SCREW | | | 2 |
| 43 | NAP | PLUG | plastic - Order 6596807inD1}} Plug & (2) of 54K-20002 O-Ring - Was 6592752 [A] | | 1 |
| 43 | 6596807 | PLUG | | | 1 |
| 43 | 54K-20002 | O-RING | | | 1 |
| 44 | 6592720 | PLUG | W/Ref. HYDRAULIC CONTROL VALVE(23) - HYDRAULIC CONTROL VALVE(25) | | 2 |
| 45 | 79K-6 | O-RING | | | x |
| 46 | 58K-124 | O-RING | | | 2 |
| 47 | 6537096 | WASHER | | | 2 |
| 48 | 6588197 | SPRING | | | 2 |
| 49 | 6577690 | TUBE | | | 1 |
| 50 | 6558510 | ELBOW | W/Ref. HYDRAULIC CONTROL VALVE(45) | | 1 |
| 51 | 6538466 | BUSHING | | | 4 |
| 52 | 6665089 | SEAL | lip - See S/L 31 Aug 92 | | 4 |
| 52 | 6646372 | SEAL | quad ring - See S/L 31 Aug 92 | | 4 |
| 53 | NAP | CONNECTOR | W/Ref. HYDRAULIC CONTROL VALVE(45) - W/O flared end O-ring - Was 6588188 [A] | | 1 |
| 53 | 6805241 | CROSS | W/Ref. HYDRAULIC CONTROL VALVE(45) - W/ flared end O-ring | | 1 |
| 53 | 97K-6 | O-RING | flared end | | 2 |
| 54 | 6662848 | CAP | | | 1 |
| 55 | 6631704 | CAP | Used W/6587633 Bonnet | | 1 |
| 56 | 6653395 | VALVE | Ref. HYDRAULIC CONTROL VALVE(16) & HYDRAULIC CONTROL VALVE(57) | | 2 |
| 56 | 6586459 | SEAL KIT | | | x |
| 57 | 6717708 | COIL | 14 volt - Was 6665759 [A] | | 2 |
| 58 | 6664373 | VALVE | optional - port relief & anti-cav. - W/Ref. HYDRAULIC CONTROL VALVE(23) - 2500 PSI - Use in tilt cylinder base end port | | 1 |
| 59 | 79K-7 | O-RING | | | 2 |
| 60 | 6803605 | SEAL KIT | Ref. HYDRAULIC CONTROL VALVE(4), HYDRAULIC CONTROL VALVE(42) & HYDRAULIC CONTROL VALVE(52) - For One Spool - See S/L 31 Aug 92 - | | 3 |
| 60 | 6632279 | SEAL KIT | Ref. HYDRAULIC CONTROL VALVE(17) - HYDRAULIC CONTROL VALVE(20) | | 1 |
| 60 | 6809425 | SEAL KIT | Ref. HYDRAULIC CONTROL VALVE(13) & HYDRAULIC CONTROL VALVE(23)-HYDRAULIC CONTROL VALVE(25) - Was 6586461 [A] | | 1 |
| 60 | 6596311 | SEAL KIT | complete - Ref. HYDRAULIC CONTROL VALVE(4), HYDRAULIC CONTROL VALVE(13), HYDRAULIC CONTROL VALVE(17)-HYDRAULIC CONTROL VALVE(20) | | 1 |

HYDRAULIC CONTROL VALVE

NOTE: Spools are available for service. The boot end of the lift and tilt spool is stamped W/# 1, 2, 3 or painted red, green or black respectively. Reference S/L Dated 17 July 1996.



E-2255

HYDRAULIC CONTROL VALVE

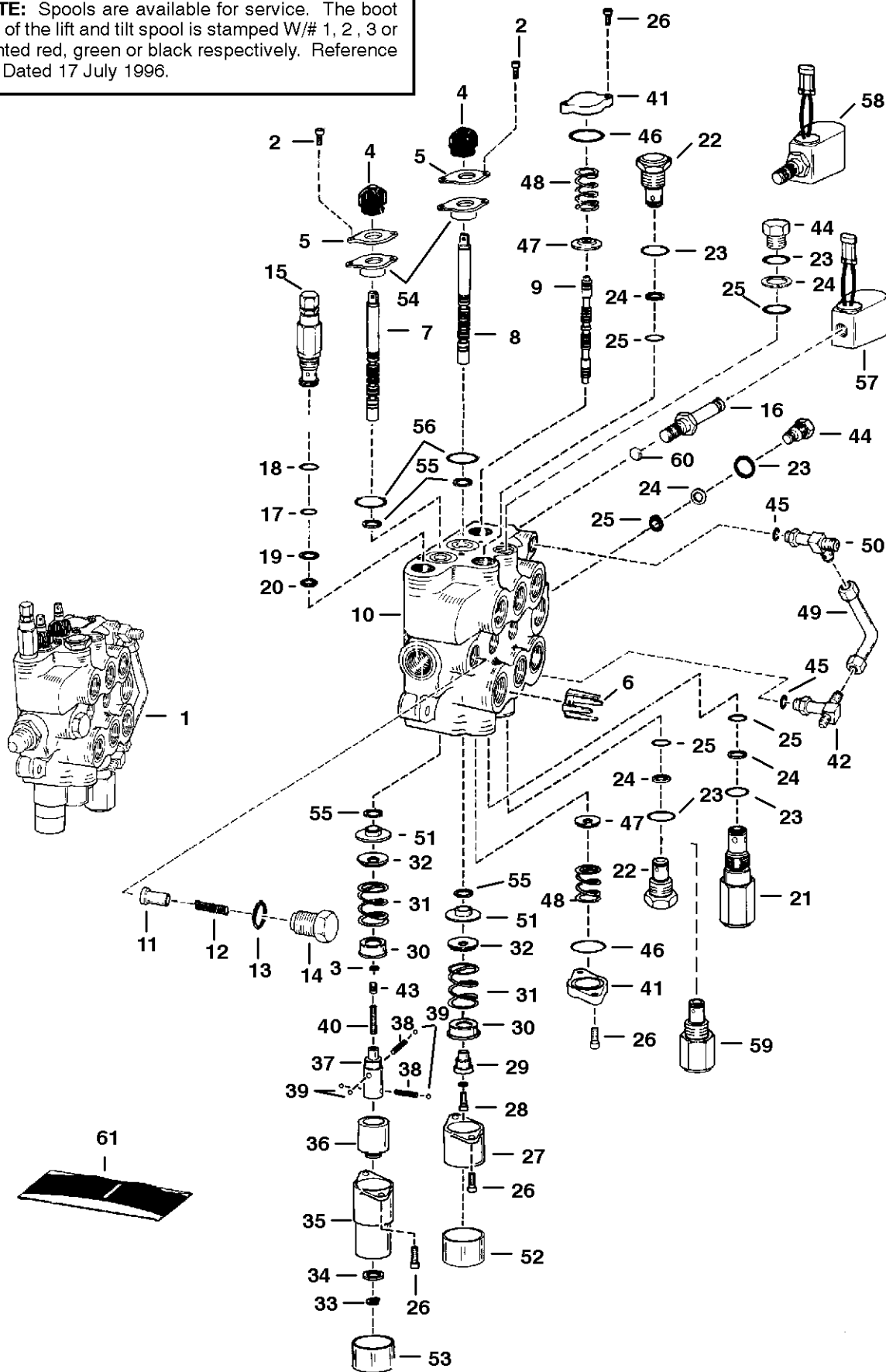
| Ref.N° | Part N° | Description | Remarks | Serial N° | Qty. |
|--------|-----------|--------------|--|-----------|------|
| 1 | NAP | VALVE | Ref. HYDRAULIC CONTROL VALVE(2) - HYDRAULIC CONTROL VALVE(56) - W/Long Spools - SEE BTlinD1} 307 - Before ordering repair parts, | | 1 |
| 2 | 6588163 | SCREW | | | 4 |
| 3 | 22E-4 | WASHER | | | 1 |
| 4 | 6587763 | BOOT | | | 2 |
| 5 | 6589564 | RETAINER | flat | | 2 |
| 6 | 6534630 | RESTRICTOR | .134/.141 | | 1 |
| 7 | 6666576 | SPOOL | lift - # 1 or Red - SEE NOTE | | 1 |
| 7 | 6666577 | SPOOL | lift - # 2 or Green - SEE NOTE | | 1 |
| 7 | 6666578 | SPOOL | lift - # 3 or Black - SEE NOTE | | 1 |
| 8 | 6666579 | SPOOL | tilt - # 1 or Red - SEE NOTE | | 1 |
| 8 | 6666580 | SPOOL | tilt - # 2 or Green - SEE NOTE | | 1 |
| 8 | 6666581 | SPOOL | tilt - # 3 or Black - SEE NOTE | | 1 |
| 9 | 6588074 | SPOOL | a)uxiliary-SEE NOTE-Was NSS [A] | | 3 |
| 10 | NSS | BODY | | | 1 |
| 11 | 6592115 | SEAT | | | 2 |
| 12 | 6592117 | SPRING | | | 2 |
| 13 | 79K-8 | O-RING | | | 3 |
| 14 | 6592116 | NUT | load check | | 3 |
| 15 | 6676197 | VALVE | main relief - W/Ref. HYDRAULIC CONTROL VALVE(17) - HYDRAULIC CONTROL VALVE(20) - 2950-3050 PSI - Was 6661113 [A] | | 1 |
| 16 | 6665758 | STEM | W/Ref. HYDRAULIC CONTROL VALVE(60) | | 2 |
| 17 | 58K-17 | O-RING | | | 1 |
| 18 | 6665569 | WASHER | back-up | | 1 |
| 19 | 25K-20016 | O-RING | | | 1 |
| 20 | 6665570 | RING | glide | | 1 |
| 21 | 6599161 | RELIEF VALVE | port relief - 3400-3600 PSI - W/Ref. HYDRAULIC CONTROL VALVE(23) - HYDRAULIC CONTROL VALVE(25) | | 1 |
| 22 | 6667549 | VALVE | anti-cavity check -W/Ref. HYDRAULIC CONTROL VALVE(23)-HYDRAULIC CONTROL VALVE(25) - Was 6661345 [A] | | 2 |
| 23 | 79K-10 | O-RING | | | 5 |
| 24 | 80K-14 | WASHER | back-up | | 4 |
| 25 | 58K-14 | O-RING | back-up washer required | | 4 |
| 25 | 6677106 | O-RING | back-up washer not required | | 4 |
| 26 | 6588982 | SCREW | | | 8 |
| 27 | 6587633 | BONNET | W/.50' flange | | 1 |
| 28 | 6588166 | SCREW | | | 1 |
| 29 | 6592109 | ADAPTER | | | 1 |
| 30 | 6592100 | COLLAR | | | 2 |
| 31 | 6587580 | SPRING | | | 2 |
| 32 | 6587523 | WASHER | | | 4 |
| 33 | 799119 | RETAINER | | | 1 |
| 34 | 6592098 | WASHER | | | 1 |
| 35 | 6589226 | BONNET | | | 1 |
| 36 | 6531270 | SLEEVE | lift | | 1 |
| 37 | 6587575 | ADAPTER | | | 1 |
| 38 | 6592107 | SPRING | | | 2 |
| 39 | 6592105 | BALL | | | 4 |

HYDRAULIC CONTROL VALVE

| Ref.N° | Part N° | Description | Remarks | Serial N° | Qty. |
|--------|-----------|-------------|--|-----------|------|
| 40 | 6586918 | SCREW | | | 1 |
| 41 | 6588981 | END CAP | .62' thick | | 2 |
| 42 | 6592720 | PLUG | W/Ref. HYDRAULIC CONTROL VALVE(23) - HYDRAULIC CONTROL VALVE(25) | | 2 |
| 43 | NAP | PLUG | plastic - Order 6596807 Plug & (2) of 54K-20002 O-Ring - Was 6592752 [A] | | 1 |
| 43 | 6596807 | PLUG | | | 1 |
| 43 | 54K-20002 | O-RING | | | 1 |
| 44 | NAP | TEE | W/Ref. HYDRAULIC CONTROL VALVE(45) - W/O flared end O-ring - Was 6587888 [A] | | 1 |
| 44 | 6805696 | TEE | W/Ref. HYDRAULIC CONTROL VALVE(45) - W/flared end O-ring | | 1 |
| 44 | 97K-6 | O-RING | flared end | | 2 |
| 45 | 79K-6 | O-RING | | | x |
| 46 | 58K-124 | O-RING | | | 2 |
| 47 | 6537096 | WASHER | | | 2 |
| 48 | 6588197 | SPRING | | | 2 |
| 49 | 6577690 | TUBE | | | 1 |
| 50 | NAP | TEE | W/Ref. HYDRAULIC CONTROL VALVE(45) - W/O flared end O-ring - Was 6587889 [A] | | 1 |
| 50 | 6805243 | TEE | W/Ref. HYDRAULIC CONTROL VALVE(45) - W/ flared end O-ring | | 1 |
| 50 | 97K-6 | O-RING | flared end | | 2 |
| 51 | 6589565 | RETAINER | seal | | 2 |
| 52 | 6665846 | SEAL | | | 4 |
| 53 | 6660644 | CAP | | | 1 |
| 54 | 6595663 | BUSHING | | | 2 |
| 55 | 6662848 | CAP | | | 1 |
| 56 | 58K-127 | O-RING | | | 2 |
| 57 | 6717708 | COIL | 14 volt - Was 6665759 [A] | | 2 |
| 58 | 6653395 | VALVE | W/Ref. HYDRAULIC CONTROL VALVE(16) & HYDRAULIC CONTROL VALVE(57) | | 2 |
| 58 | 6586459 | SEAL KIT | | | x |
| 59 | 6664373 | VALVE | optional port relief & anti-cav. - W/Ref. HYDRAULIC CONTROL VALVE(23) - 2500 PSI - use in tilt cylinder base end port | | 1 |
| 60 | 79K-7 | O-RING | | | 2 |
| 61 | 6803605 | SEAL KIT | Ref. HYDRAULIC CONTROL VALVE(4), HYDRAULIC CONTROL VALVE(26) & HYDRAULIC CONTROL VALVE(52) - For One Spool - See S/L 31 Aug 92 - | | 3 |
| 61 | 6632279 | SEAL KIT | Ref. HYDRAULIC CONTROL VALVE(17) - HYDRAULIC CONTROL VALVE(20) | | 1 |
| 61 | 6809425 | SEAL KIT | Ref. HYDRAULIC CONTROL VALVE(13) & HYDRAULIC CONTROL VALVE(23) - HYDRAULIC CONTROL VALVE(25) - Was 6586461 [A] | | 1 |
| 61 | 6596311 | SEAL KIT | complete - Ref. HYDRAULIC CONTROL VALVE(2), HYDRAULIC CONTROL VALVE(4), HYDRAULIC CONTROL VALVE(13), HYDRAULIC CONTROL VALVE(17) | | 1 |

HYDRAULIC CONTROL VALVE

NOTE: Spools are available for service. The boot end of the lift and tilt spool is stamped W/# 1, 2, 3 or painted red, green or black respectively. Reference S/L Dated 17 July 1996.



E-2318

HYDRAULIC CONTROL VALVE

| Ref.N° | Part N° | Description | Remarks | Serial N° | Qty. |
|--------|-----------|--------------|---|-----------|------|
| 1 | NAP | VALVE | Ref. HYDRAULIC CONTROL VALVE(2) - HYDRAULIC CONTROL VALVE(56) - W/short spools - SEE BTI in D1}307 - SEE NOTE - Before ordering r | | 1 |
| 2 | 29G-416 | SCREW | | | 8 |
| 3 | 54K-20002 | O-RING | | | 1 |
| 4 | 6587763 | BOOT | | | 2 |
| 5 | 6589564 | RETAINER | flat | | 2 |
| 6 | 6534630 | RESTRICTOR | .134/.141 | | 1 |
| 7 | 6666588 | SPOOL | lift - #1 or red - SEE NOTE | | 1 |
| 7 | 6666589 | SPOOL | lift - #2 or green - SEE NOTE) | | 1 |
| 7 | 6666590 | SPOOL | lift - #3 or black - SEE NOTE* | | 1 |
| 8 | 6666591 | SPOOL | tilt - #1 or red - SEE NOTE | | 1 |
| 8 | 6666592 | SPOOL | tilt - #2 or green - SEE NOTE | | 1 |
| 8 | 6666593 | SPOOL | tilt - #3 or black - SEE NOTE | | 1 |
| 9 | 6588074 | SPOOL | auxiliary - SEE NOTE | | 1 |
| 10 | NSS | BODY | | | 1 |
| 11 | 6592115 | SEAT | | | 2 |
| 12 | 6592117 | SPRING | | | 2 |
| 13 | 79K-8 | O-RING | | | 3 |
| 14 | 6592116 | NUT | load check | | 3 |
| 15 | 6676197(| VALVE | main relief - W/Ref. HYDRAULIC CONTROL VALVE(17) - HYDRAULIC CONTROL VALVE(20) - 2950-3050 PSI - Was 6661113 [A] | | 1 |
| 16 | 6665758 | STEM | W/Ref. HYDRAULIC CONTROL VALVE(60) | | 2 |
| 17 | 58K-17 | O-RING | | | 1 |
| 18 | 6665569 | WASHER | back-up | | 1 |
| 19 | 25K-20016 | O-RING | | | 1 |
| 20 | 6665570 | RING | glide | | 1 |
| 21 | 6599161 | RELIEF VALVE | port relief - 3400-3600 PSI - W/Ref. HYDRAULIC CONTROL VALVE(23) - HYDRAULIC CONTROL VALVE(25) | | 1 |
| 22 | 6667549 | VALVE | anti-cavity check -W/Ref. HYDRAULIC CONTROL VALVE(23)-HYDRAULIC CONTROL VALVE(25) - Was 6665533 [A] | | 2 |
| 23 | 79K-10 | O-RING | | | 5 |
| 24 | 80K-14 | WASHER | back-up | | 4 |
| 25 | 58K-14 | O-RING | back-up washer required | | 4 |
| 25 | 6677106 | O-RING | back-up washer not required | | 4 |
| 26 | 29G-416 | SCREW | Was 29G-412 [B] | | 4 |
| 27 | 6587633 | BONNET | | | 1 |
| 28 | 30G-416 | SCREW | | | 1 |
| 29 | 6592109 | ADAPTER | | | 1 |
| 30 | 6592100 | COLLAR | | | 2 |
| 31 | 6587580 | SPRING | | | 2 |
| 32 | 6587523 | WASHER | | | 2 |
| 33 | 799119 | RETAINER | | | 1 |
| 34 | 6592098 | WASHER | | | 1 |
| 35 | 6589226 | BONNET | | | 1 |
| 36 | 6531270 | SLEEVE | lift | | 1 |
| 37 | 6587575 | ADAPTER | | | 1 |
| 38 | 6592107 | SPRING | | | 2 |
| 39 | 6592105 | BALL | | | 4 |

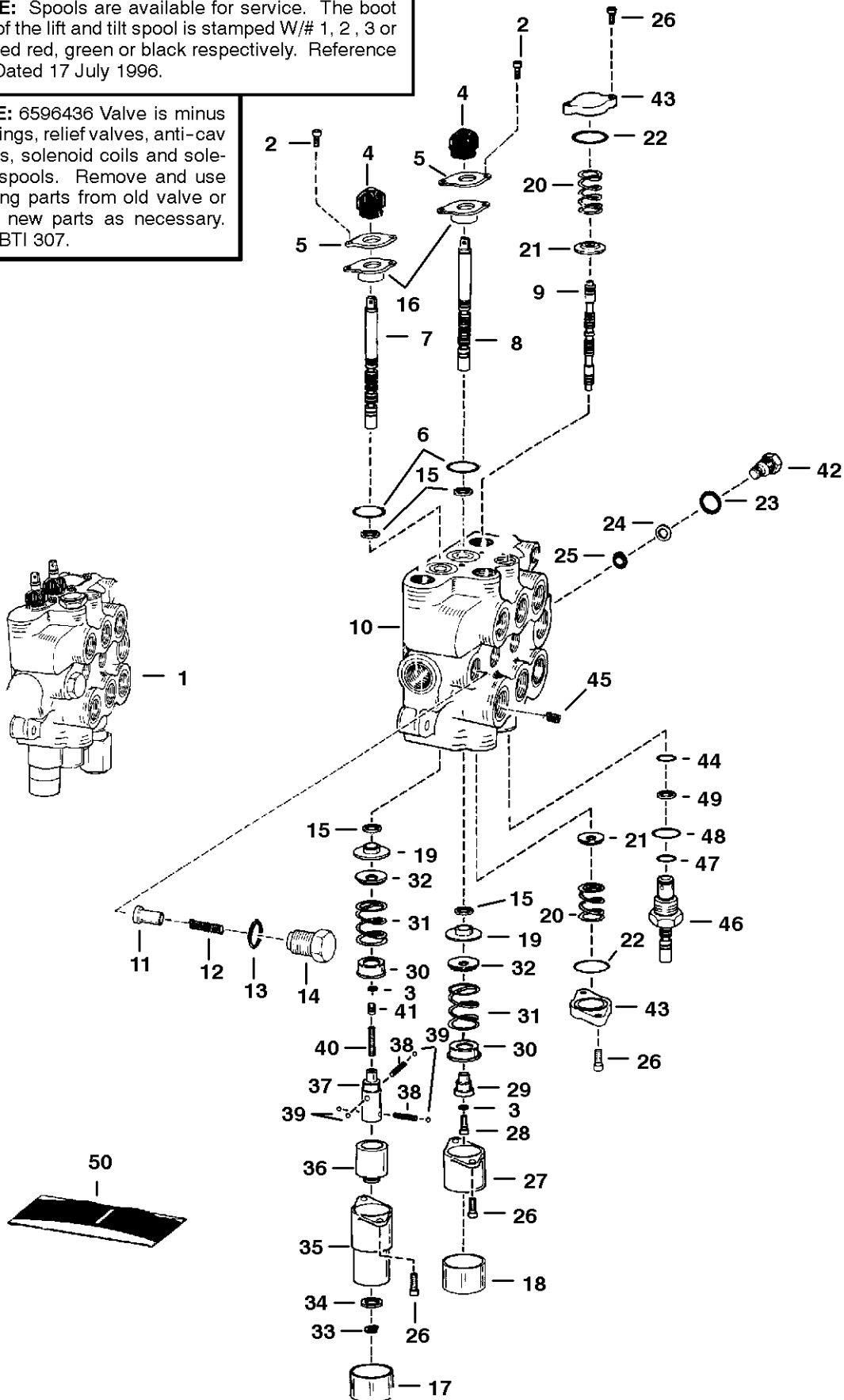
HYDRAULIC CONTROL VALVE

| Ref.N° | Part N° | Description | Remarks | Serial N° | Qty. |
|--------|---------|-------------|--|-----------|------|
| 40 | 6586918 | SCREW | | | 1 |
| 41 | 6596807 | PLUG | plastic | | 1 |
| 42 | NAP | CONNECTOR | W/Ref. HYDRAULIC CONTROL VALVE(45) - W/O flared end O-ring - Was 6588188 [A] | | 1 |
| 42 | 6805241 | CROSS | W/Ref. HYDRAULIC CONTROL VALVE(45) - W/ flared end O-ring | | 1 |
| 42 | 97K-6 | O-RING | flared end | | 2 |
| 43 | 6588981 | END CAP | | | 2 |
| 44 | 6592720 | PLUG | W/Ref. HYDRAULIC CONTROL VALVE(23) - HYDRAULIC CONTROL VALVE(25) | | 2 |
| 45 | 79K-6 | O-RING | | | x |
| 46 | 58K-124 | O-RING | | | 2 |
| 47 | 6537096 | WASHER | | | 2 |
| 48 | 6588197 | SPRING | | | 2 |
| 49 | 6577690 | TUBE | | | 1 |
| 50 | 6558510 | ELBOW | W/Ref. HYDRAULIC CONTROL VALVE(45) | | 1 |
| 51 | 6595663 | BUSHING | | | 2 |
| 52 | 6662848 | CAP | | | 1 |
| 53 | 6660644 | CAP | | | 1 |
| 54 | 6589565 | RETAINER | seal | | 2 |
| 55 | 6665846 | SEAL | lip | | 4 |
| 56 | 58K-127 | O-RING | | | 2 |
| 57 | 6717708 | COIL | 14 volt - Was 6665759 [A] | | 2 |
| 58 | 6653395 | VALVE | Ref. HYDRAULIC CONTROL VALVE(16) & HYDRAULIC CONTROL VALVE(57) | | 2 |
| 58 | 6586459 | SEAL KIT | | | x |
| 59 | 6664373 | VALVE | optional - port relief & anti-cav. -W/Ref. HYDRAULIC CONTROL VALVE(23) - 2500 PSI - use in tilt cylinder base end port | | 1 |
| 60 | 79K-7 | O-RING | | | 2 |
| 61 | 6803605 | SEAL KIT | Ref. HYDRAULIC CONTROL VALVE(4), HYDRAULIC CONTROL VALVE(51) & HYDRAULIC CONTROL VALVE(55) - For One Spool - Was 6596310 [A] | | 3 |
| 61 | 6661328 | SEAL KIT | main relief - Ref. HYDRAULIC CONTROL VALVE(17)-HYDRAULIC CONTROL VALVE(20) | | 1 |
| 61 | 6809425 | SEAL KIT | Ref. HYDRAULIC CONTROL VALVE(13) & HYDRAULIC CONTROL VALVE(23)-HYDRAULIC CONTROL VALVE(25) - Was 6586461 [A] | | 1 |
| 61 | 6596311 | SEAL KIT | complete - Ref. HYDRAULIC CONTROL VALVE(4), HYDRAULIC CONTROL VALVE(13), HYDRAULIC CONTROL VALVE(17)-HYDRAULIC CONTROL VALVE(20) | | 1 |

HYDRAULIC CONTROL VALVE (Service Valve)

NOTE: Spools are available for service. The boot end of the lift and tilt spool is stamped W/# 1, 2, 3 or painted red, green or black respectively. Reference S/L Dated 17 July 1996.

NOTE: 6596436 Valve is minus all fittings, relief valves, anti-cav valves, solenoid coils and solenoid spools. Remove and use existing parts from old valve or order new parts as necessary. SEE BTI 307.



B-17196

HYDRAULIC CONTROL VALVE

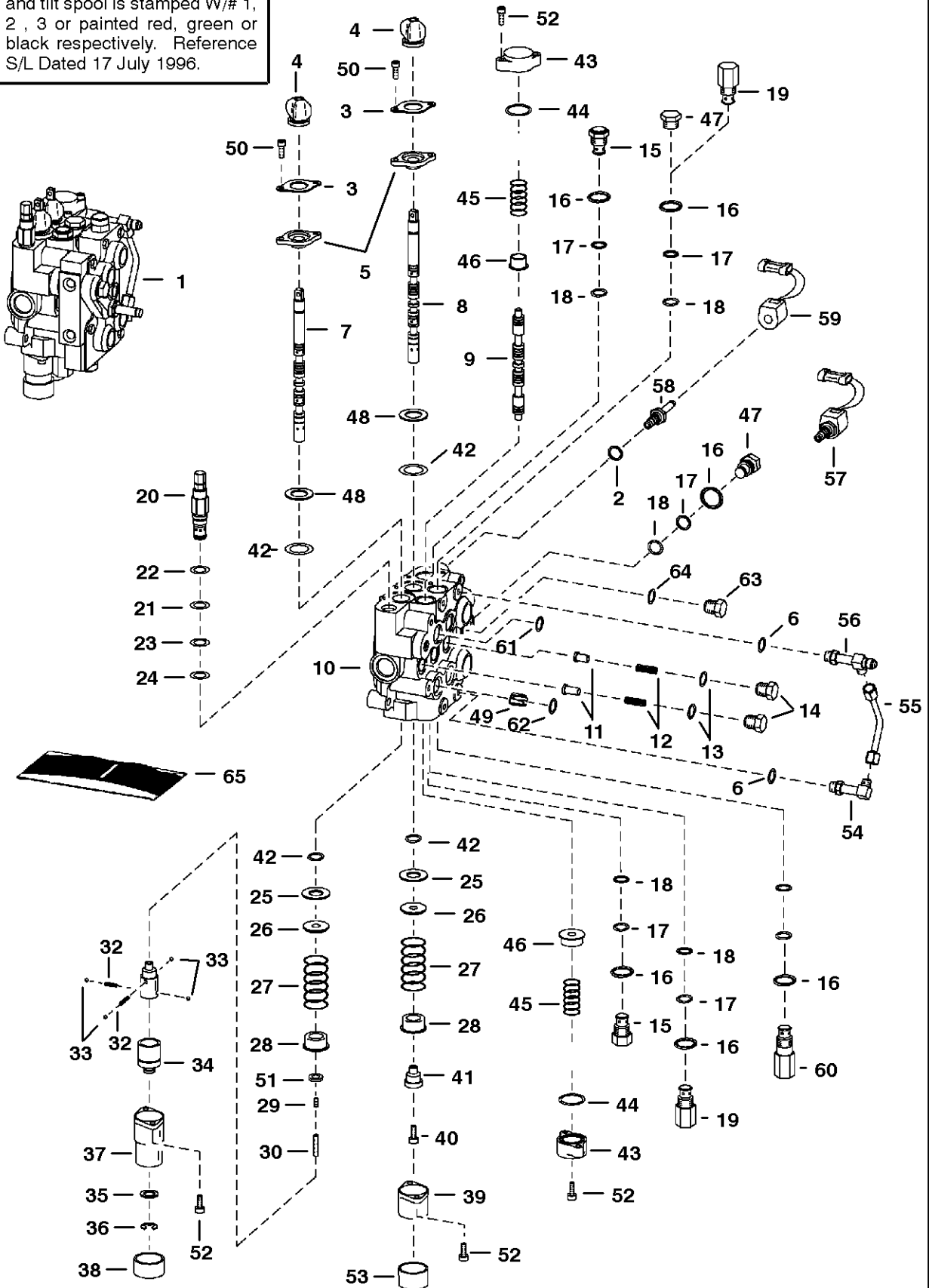
| Ref.N° | Part N° | Description | Remarks | Serial N° | Qty. |
|--------|-----------|-------------|--|-----------|------|
| 1 | 6596436 | VALVE | Ref. HYDRAULIC CONTROL VALVE(2) - HYDRAULIC CONTROL VALVE(43) - W/short spools SEE NOTE - SEE BTlinD1} 307 - Before ordering rep | | 1 |
| 2 | | BOLT | | | 4 |
| 3 | 54K-20002 | O-RING | | | 1 |
| 4 | 6587763 | BOOT | | | 2 |
| 5 | 6589564 | RETAINER | flat | | 2 |
| 6 | 58K-127 | O-RING | | | 2 |
| 7 | 6666588 | SPOOL | lift - #1 or red - SEE NOTE | | 1 |
| 7 | 6666589 | SPOOL | lift - #2 or green - SEE NOTE) | | 1 |
| 7 | 6666590 | SPOOL | lift - #3 or black - SEE NOTE* | | 1 |
| 8 | 6666591 | SPOOL | tilt - #1 or red - SEE NOTE | | 1 |
| 8 | 6666592 | SPOOL | tilt - #2 or green - SEE NOTE | | 1 |
| 8 | 6666593 | SPOOL | tilt - #3 or black - SEE NOTE | | 1 |
| 9 | 6588074 | SPOOL | auxiliary - SEE NOTE | | 1 |
| 10 | NSS | BODY | | | 1 |
| 11 | 6592115 | SEAT | | | 2 |
| 12 | 6592117 | SPRING | | | 2 |
| 13 | 79K-8 | O-RING | | | 3 |
| 14 | 6592116 | NUT | load check | | 3 |
| 15 | 6665846 | SEAL | | | 4 |
| 16 | 6589565 | RETAINER | seal | | 2 |
| 17 | 6660644 | CAP | | | 1 |
| 18 | 6662848 | CAP | | | 1 |
| 19 | 6595663 | BUSHING | | | 2 |
| 20 | 6588197 | SPRING | | | 2 |
| 21 | 6537096 | WASHER | | | 2 |
| 22 | 58K-124 | O-RING | | | 2 |
| 23 | 79K-10 | O-RING | | | 5 |
| 24 | 80K-14 | WASHER | back-up | | 4 |
| 25 | 58K-14 | O-RING | back-up washer required | | 4 |
| 25 | 6677106 | O-RING | back-up washer not required | | 4 |
| 26 | 29G-416 | SCREW | | | 8 |
| 27 | 6587633 | BONNET | | | 1 |
| 28 | 30G-416 | SCREW | | | 1 |
| 29 | 6592109 | ADAPTER | | | 1 |
| 30 | 6592100 | COLLAR | | | 2 |
| 31 | 6587580 | SPRING | | | 2 |
| 32 | 6587523 | WASHER | | | 2 |
| 33 | 799119 | RETAINER | | | 1 |
| 34 | 6592098 | WASHER | | | 1 |
| 35 | 6589226 | BONNET | | | 1 |
| 36 | 6531270 | SLEEVE | lift | | 1 |
| 37 | 6587575 | ADAPTER | | | 1 |
| 38 | 6592107 | SPRING | | | 2 |
| 39 | 6592105 | BALL | | | 4 |
| 40 | 6586918 | SCREW | | | 1 |
| 41 | 6596807 | PLUG | plastic | | 1 |
| 42 | 6592720 | PLUG | W/Ref. HYDRAULIC CONTROL VALVE(23) - HYDRAULIC CONTROL VALVE(25) | | 2 |
| 43 | 6588981 | END CAP | | | 2 |

HYDRAULIC CONTROL VALVE

| Ref.N° | Part N° | Description | Remarks | Serial N° | Qty. |
|--------|---------|-------------|---|-----------|------|
| 44 | 6534630 | RESTRICTOR | .134/.141 | | 1 |
| 45 | 6598959 | VALVE | relief - W/Ref. HYDRAULIC CONTROL VALVE(46) - HYDRAULIC CONTROL VALVE(49) | | 1 |
| 46 | NSS | O-RING | | | 1 |
| 47 | NSS | WASHER | | | 1 |
| 48 | NSS | WASHER | | | 1 |
| 49 | NSS | O-RING | | | 1 |
| 50 | 6803605 | SEAL KIT | Ref. HYDRAULIC CONTROL VALVE(2), HYDRAULIC CONTROL VALVE(4) & HYDRAULIC CONTROL VALVE(15) - For One Spool - See S/L 31 Aug 92 - | | 3 |
| 50 | 6809425 | SEAL KIT | Ref. HYDRAULIC CONTROL VALVE(13) & HYDRAULIC CONTROL VALVE(23)-HYDRAULIC CONTROL VALVE(25) - Was 6586461 [A] | | 1 |
| 50 | 6596311 | SEAL KIT | complete - Ref. HYDRAULIC CONTROL VALVE(4), HYDRAULIC CONTROL VALVE(13), HYDRAULIC CONTROL VALVE(15), HYDRAULIC CONTROL VALVE(16) | | 1 |

HYDRAULIC CONTROL VALVE (W/BICS Valve)

NOTE: Spools are available for service. The boot end of the lift and tilt spool is stamped W/# 1, 2, 3 or painted red, green or black respectively. Reference S/L Dated 17 July 1996.



B-17294

HYDRAULIC CONTROL VALVE

| Ref.N° | Part N° | Description | Remarks | Serial N° | Qty. |
|--------|-----------|--------------|--|-----------|------|
| 1 | NAP | VALVE | W/Fittings - Ref. HYDRAULIC CONTROL VALVE(2) - HYDRAULIC CONTROL VALVE(56), HYDRAULIC CONTROL VALVE(58), HYDRAULIC CONTROL VALVE | | 1 |
| 1 | NAP | VALVE | W/Fittings - Ref. HYDRAULIC CONTROL VALVE(2) - HYDRAULIC CONTROL VALVE(56), HYDRAULIC CONTROL VALVE(58), HYDRAULIC CONTROL VALVE | | 1 |
| 1 | 6628571 | VALVE | BICS control - See Page BICS CONTROL VALVE(1) | | 1 |
| 2 | 79K-7 | O-RING | | | 2 |
| 3 | 6589564 | RETAINER | | | 2 |
| 4 | 6587763 | BOOT | | | 2 |
| 5 | 6589565 | RETAINER | seal | | 2 |
| 6 | 79K-6 | O-RING | flat boss face | | x |
| 6 | 99K-6 | O-RING | tapered boss face | | x |
| 7 | 6666588 | SPOOL | lift - # 1 or Red - SEE NOTE | | 1 |
| 7 | 6666589 | SPOOL | lift - # 2 or Green-SEE NOTE | | 1 |
| 7 | 6666590 | SPOOL | lift - # 3 or Black - SEE NOTE | | 1 |
| 8 | 6666591 | SPOOL | tilt - # 1 or Red - SEE NOTE | | 1 |
| 8 | 6666592 | SPOOL | tilt - # 2 or Green - SEE NOTE | | 1 |
| 8 | 6666593 | SPOOL | tilt - # 3 or Black - SEE NOTE | | 1 |
| 9 | 6588074 | SPOOL | auxiliary - SEE NOTE | | 3 |
| 10 | NSS | BODY | | | 1 |
| 11 | 6592115 | SEAT | load check | | 2 |
| 12 | 6592117 | SPRING | | | 3 |
| 13 | 79K-8 | O-RING | | | 3 |
| 14 | 6592116 | NUT | load check | | 3 |
| 15 | 6667549 | VALVE | anti-cavity check -W/Ref. HYDRAULIC CONTROL VALVE(16)-HYDRAULIC CONTROL VALVE(18) | | 2 |
| 16 | 79K-10 | O-RING | | | 2 |
| 17 | 80K-14 | WASHER | back-up | | 5 |
| 18 | 58K-14 | O-RING | back-up washer required | | 5 |
| 18 | 6677106 | O-RING | back-up washer not required | | 4 |
| 19 | 6599161 | RELIEF VALVE | port relief - W/Ref. HYDRAULIC CONTROL VALVE(16)-HYDRAULIC CONTROL VALVE(18) - for NAP/6800 513 Valve | | 1 |
| 19 | 6599161 | RELIEF VALVE | for 6803180inD1}_ Valve | | 2 |
| 20 | 6676197 | VALVE | main relief - W/Ref. HYDRAULIC CONTROL VALVE(21)-HYDRAULIC CONTROL VALVE(24) - Was 6661113 [A] | | 1 |
| 21 | 58K-17 | O-RING | | | 1 |
| 22 | 6665569 | WASHER | back-up | | 1 |
| 23 | 25K-20016 | O-RING | | | 1 |
| 24 | 6665570 | RING | glide | | 1 |
| 25 | 6595663 | BUSHING | | | 2 |
| 26 | 6587523 | WASHER | | | 2 |
| 27 | 6587580 | SPRING | | | 2 |
| 28 | 6592100 | COLLAR | | | 2 |
| 29 | 6596807 | PLUG | | | 1 |
| 30 | 6586918 | SCREW | | | 1 |
| 31 | 6587575 | ADAPTER | | | 1 |
| 32 | 6592107 | SPRING | | | 2 |
| 33 | 6592105 | BALL | | | 4 |

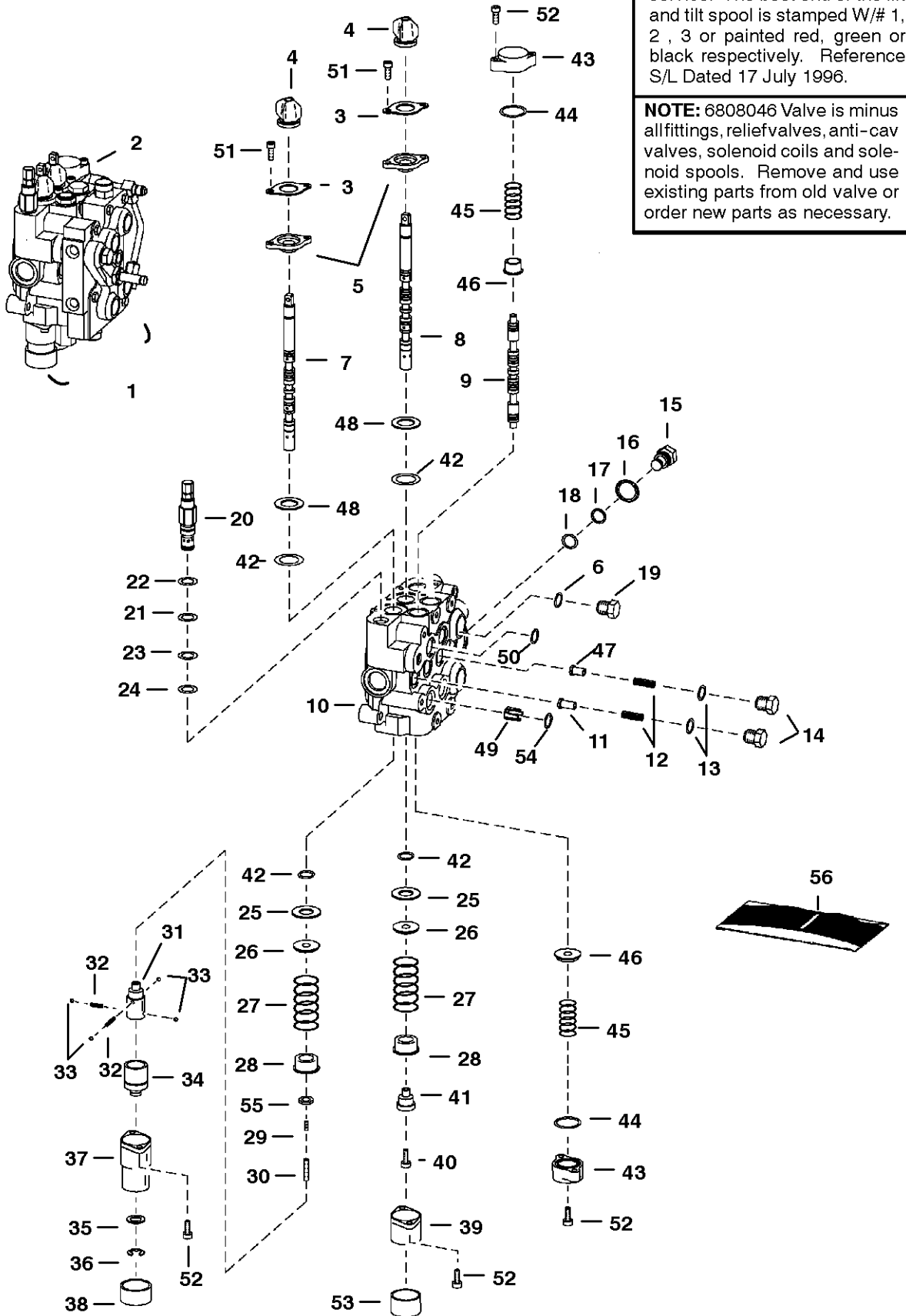
HYDRAULIC CONTROL VALVE

| Ref.N° | Part N° | Description | Remarks | Serial N° | Qty. |
|--------|-----------|-------------|--|-----------|------|
| 34 | 6531270 | SLEEVE | | | 1 |
| 35 | 6592098 | WASHER | | | 1 |
| 36 | 799119 | RETAINER | | | 1 |
| 37 | 6589226 | BONNET | .625' flange | | 1 |
| 38 | 6660644 | CAP | | | 1 |
| 39 | 6587633 | BONNET | | | 1 |
| 40 | 30G-416 | SCREW | | | 1 |
| 41 | 6592109 | ADAPTER | | | 1 |
| 42 | 6665846 | SEAL | | | 4 |
| 43 | 6588981 | END CAP | .62' thick | | 2 |
| 44 | 58K-124 | O-RING | | | 2 |
| 45 | 6588197 | SPRING | | | 2 |
| 46 | 6537096 | WASHER | | | 2 |
| 47 | 6592720 | PLUG | W/Ref. HYDRAULIC CONTROL VALVE(16)-HYDRAULIC CONTROL VALVE(18) -For NAP/6800513 Valve | | 2 |
| 47 | 6592720 | PLUG | W/Ref. HYDRAULIC CONTROL VALVE(16)-HYDRAULIC CONTROL VALVE(18) -For 6803180inD1}_ Valve | | 1 |
| 48 | 58K-127 | O-RING | | | 2 |
| 49 | 6534630 | RESTRICTOR | .134/.141 | | 1 |
| 50 | 29G-412 | SCREW | | | 4 |
| 51 | 54K-20002 | O-RING | | | 1 |
| 52 | 29G-416 | SCREW | | | 8 |
| 53 | 6662848 | CAP | | | 1 |
| 54 | NAP | CONNECTOR | W/Ref. HYDRAULIC CONTROL VALVE(6) - flat boss face - W/O flared end O-ring - Was 6588188 [A] | | 1 |
| 54 | NAP | CONNECTOR | W/Ref. HYDRAULIC CONTROL VALVE(6) - tapered boss face - W/ flared end O-ring - Was 6715654 [A] | | 1 |
| 54 | 6805241 | CROSS | W/Ref. HYDRAULIC CONTROL VALVE(6) - flat boss face - W/ flared end O-ring | | 1 |
| 54 | 97K-6 | O-RING | flared end | | 3 |
| 55 | 6577690 | TUBE | | | 1 |
| 56 | NAP | TEE | W/Ref. HYDRAULIC CONTROL VALVE(6) - flat boss face - W/O flared end O-ring - Was 6587889 [A] | | 1 |
| 56 | NAP | TEE | W/Ref. HYDRAULIC CONTROL VALVE(6) - tapered boss face - W/ flared end O-ring - Was 6804360 [A] | | 1 |
| 56 | 6805243 | TEE | W/Ref. HYDRAULIC CONTROL VALVE(6) - flat boss face - W/ flared end O-ring | | 1 |
| 56 | 97K-6 | O-RING | flared end | | 2 |
| 57 | 6653395 | VALVE | W/Ref. HYDRAULIC CONTROL VALVE(58) & HYDRAULIC CONTROL VALVE(59) | | 2 |
| 57 | 6586459 | SEAL KIT | | | x |
| 58 | 6665758 | STEM | W/Ref. HYDRAULIC CONTROL VALVE(2) | | 2 |
| 59 | 6717708 | COIL | 14 volt - Was 6665759 [A] | | 2 |
| 60 | 6664373 | VALVE | +optional - port relief & antiAcav. - For NAP/6800513 Valve - W/Ref. HYDRAULIC CONTROL VALVE(16) - 2500 PSI - use in tilt cylind | | 1 |
| 60 | 6671632 | VALVE | standard - port relief & anti-cav. - For 6803180inD1}_ Valve - W/Ref. HYDRAULIC CONTROL VALVE(16) - 3500 PSI - use in tilt cylin | | 1 |
| 61 | 55K-204 | O-RING | See Page BICS CONTROL VALVE(1) | | 1 |
| 62 | 55K-212 | O-RING | See Page BICS CONTROL VALVE(1) | | 4 |
| 63 | 24KN-8 | PLUG | W/Ref. HYDRAULIC CONTROL VALVE(64) - Hex Head | | 1 |
| 63 | 90KV-8 | PLUG | W/Ref. HYDRAULIC CONTROL VALVE(64) - Socket Head | | 1 |

HYDRAULIC CONTROL VALVE

| Ref.N° | Part N° | Description | Remarks | Serial N° | Qty. |
|--------|---------|-------------|---|-----------|------|
| 64 | 95K-12 | O-RING | | | 1 |
| 65 | 6803605 | SEAL KIT | one spool - Ref. HYDRAULIC CONTROL VALVE(4), HYDRAULIC CONTROL VALVE(42) & HYDRAULIC CONTROL VALVE(50) - Was 6596310 [A] | | x |
| 65 | 6632279 | SEAL KIT | main relief - Ref. HYDRAULIC CONTROL VALVE(21)- HYDRAULIC CONTROL VALVE(24) - main relief | | x |
| 65 | 6809425 | SEAL KIT | Ref. HYDRAULIC CONTROL VALVE(13) & HYDRAULIC CONTROL VALVE(16)-HYDRAULIC CONTROL VALVE(18) - Was 6586461 [A] | | x |
| 65 | 6809448 | SEAL KIT | complete - Ref. HYDRAULIC CONTROL VALVE(4), HYDRAULIC CONTROL VALVE(6), HYDRAULIC CONTROL VALVE(13), HYDRAULIC CONTROL VALVE(16) | | x |

*** HYDRAULIC CONTROL VALVE
(Service Valve) (W/ BICS Control Valve)**



NOTE: 6808046 Valve is minus all fittings, relief valves, anti-cav valves, solenoid coils and solenoid spools. Remove and use existing parts from old valve or order new parts as necessary.

NOTE: 6808046 Valve is minus all fittings, relief valves, anti-cav valves, solenoid coils and solenoid spools. Remove and use existing parts from old valve or order new parts as necessary.

B-17197

* HYDRAULIC CONTROL VALVE

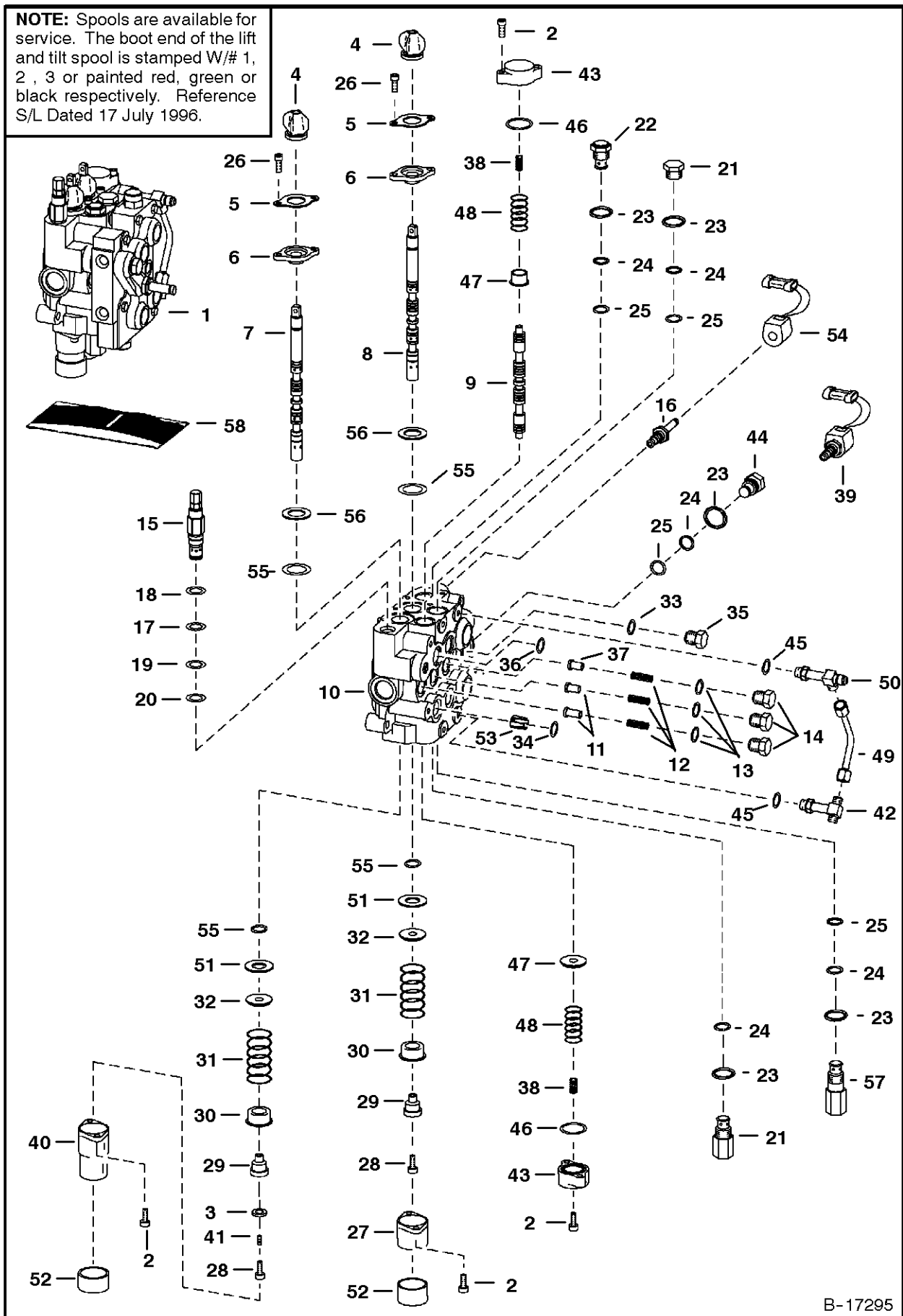
| Ref.N° | Part N° | Description | Remarks | Serial N° | Qty. |
|--------|---------|-------------|---|-----------|------|
| 1 | 6808046 | VALVE | W/Fittings - Ref. HYDRAULIC CONTROL VALVE(2) - * HYDRAULIC CONTROL VALVE(55) | | 1 |
| 2 | 6628571 | VALVE | BICS control - See Page BICS CONTROL VALVE(1) | | 1 |
| 3 | 6589564 | RETAINER | | | 2 |
| 4 | 6587763 | BOOT | | | 2 |
| 5 | 6589565 | RETAINER | | | 2 |
| 6 | 95K-12 | O-RING | | | x |
| 7 | 6666589 | SPOOL | lift - # 2 or Green-SEE NOTE | | 1 |
| 7 | 6666590 | SPOOL | lift - # 3 or Black - SEE NOTE | | 1 |
| 7 | 6666588 | SPOOL | lift - # 1 or Red - SEE NOTE | | 1 |
| 8 | 6666591 | SPOOL | tilt - # 1 or Red - SEE NOTE | | 1 |
| 8 | 6666592 | SPOOL | tilt - # 2 or Green - SEE NOTE | | 1 |
| 8 | 6666593 | SPOOL | tilt - # 3 or Black - SEE NOTE | | 1 |
| 9 | 6588074 | SPOOL | auxiliary - SEE NOTE | | 3 |
| 10 | NSS | BODY | | | 1 |
| 11 | 6592115 | SEAT | load check | | 2 |
| 12 | 6592117 | SPRING | | | 3 |
| 13 | 79K-8 | O-RING | | | 3 |
| 14 | 6592116 | NUT | load check | | 3 |
| 15 | 6592720 | PLUG | W/Ref. HYDRAULIC CONTROL VALVE(16)-HYDRAU LIC CONTROL VALVE(18) | | 2 |
| 16 | 79K-10 | O-RING | | | 2 |
| 17 | 80K-14 | WASHER | back-up | | 5 |
| 18 | 58K-14 | O-RING | back-up washer required | | 5 |
| 18 | 6677106 | O-RING | back-up washer not required | | 4 |
| 19 | 90KV-8 | PLUG | W/Ref. HYDRAULIC CONTROL VALVE(6) | | 1 |
| 20 | 6676196 | VALVE | main relief | | 1 |
| 20 | 6676871 | SEAL KIT | | | 1 |
| 21 | NSS | O-RING | | | 1 |
| 22 | NSS | WASHER | back-up | | 1 |
| 23 | NSS | O-RING | | | 1 |
| 24 | NSS | RING | glide | | 1 |
| 25 | 6595663 | BUSHING | | | 2 |
| 26 | 6587523 | WASHER | | | 2 |
| 27 | 6587580 | SPRING | | | 2 |
| 28 | 6592100 | COLLAR | | | 2 |
| 29 | 6596807 | PLUG | | | 1 |
| 30 | 6586918 | SCREW | | | 1 |
| 31 | 6587575 | ADAPTER | | | 1 |
| 32 | 6592107 | SPRING | | | 2 |
| 33 | 6592105 | BALL | | | 4 |
| 34 | 6531270 | SLEEVE | | | 1 |
| 35 | 6592098 | WASHER | | | 1 |
| 36 | 799119 | RETAINER | | | 1 |
| 37 | 6589226 | BONNET | .625' flange | | 1 |
| 38 | 6660644 | CAP | | | 1 |
| 39 | 6587633 | BONNET | | | 1 |
| 40 | 30G-416 | SCREW | | | 1 |
| 41 | 6592109 | ADAPTER | | | 1 |
| 42 | 6665846 | SEAL | | | 4 |

* HYDRAULIC CONTROL VALVE

| Ref.N° | Part N° | Description | Remarks | Serial N° | Qty. |
|--------|-----------|-------------|---|-----------|------|
| 43 | 6588781 | END CAP | .87' thick | | 2 |
| 44 | 58K-124 | O-RING | | | 2 |
| 45 | 6596332 | SPRING | | | 2 |
| 46 | 6595951 | SLEEVE | | | 2 |
| 47 | 6596569 | SEAT | | | 1 |
| 48 | 58K-127 | O-RING | | | 2 |
| 49 | 6534630 | RESTRICTOR | SEE NOTE - Use in 700 Only | | 1 |
| 50 | 55K-204 | O-RING | | | 1 |
| 51 | 29G-412 | SCREW | | | 4 |
| 52 | 29G-416 | SCREW | 1' long | | 8 |
| 53 | 6662848 | CAP | | | 1 |
| 54 | 55K-212 | O-RING | | | 4 |
| 55 | 54K-20002 | O-RING | | | 1 |
| 56 | 6803605 | SEAL KIT | one spool - Ref. HYDRAULIC CONTROL VALVE(4), HYDRAULIC CONTROL VALVE(42) & HYDRAULIC CONTROL VALVE(51) | | x |
| 56 | 6632279 | SEAL KIT | main relief - Ref. HYDRAULIC CONTROL VALVE(21)- HYDRAULIC CONTROL VALVE(24) | | x |
| 56 | 6809425 | SEAL KIT | Ref. HYDRAULIC CONTROL VALVE(13) & HYDRAULIC CONTROL VALVE(16)-HYDRAULIC CONTROL VALVE(18) - Was 6586461 [A] | | x |
| 56 | 6809448 | SEAL KIT | complete - Ref. HYDRAULIC CONTROL VALVE(4), HYDRAULIC CONTROL VALVE(13), HYDRAULIC CONTROL VALVE(16)-HYDRAULIC CONTROL VALVE(18) | | x |

HYDRAULIC CONTROL VALVE **(Advanced Hand Controls) (W/BICS Valve)**

NOTE: Spools are available for service. The boot end of the lift and tilt spool is stamped W/# 1, 2, 3 or painted red, green or black respectively. Reference S/L Dated 17 July 1996.



B-17295

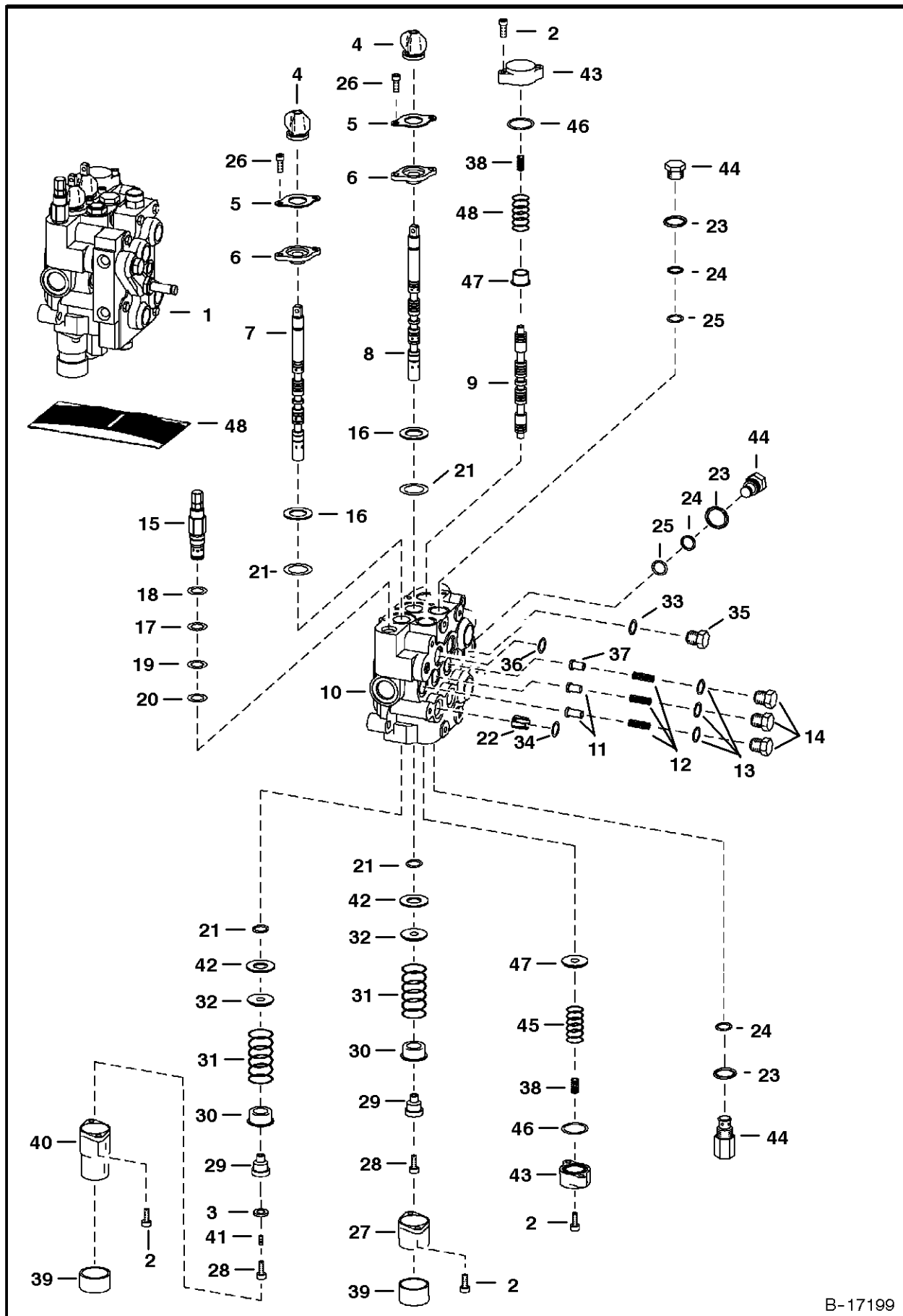
HYDRAULIC CONTROL VALVE

| Ref.N° | Part N° | Description | Remarks | Serial N° | Qty. |
|--------|-----------|--------------|---|-----------|------|
| 1 | NAP | VALVE | W/Fittings - Ref. HYDRAULIC CONTROL VALVE(2)-HYDRAULIC CONTROL VALVE(38), HYDRAULIC CONTROL VALVE(40)-HYDRAULIC CONTROL VALVE(53) | | 1 |
| 1 | NAP | VALVE | W/Fittings - Ref. HYDRAULIC CONTROL VALVE(2)-HYDRAULIC CONTROL VALVE(38), HYDRAULIC CONTROL VALVE(40)-HYDRAULIC CONTROL VALVE(53) | | x |
| 1 | 6628571 | VALVE | BICS control - See Page BICS CONTROL VALVE(1) | | 1 |
| 2 | 29G-416 | SCREW | | | 8 |
| 3 | 54K-20002 | O-RING | | | 1 |
| 4 | 6587763 | BOOT | | | 2 |
| 5 | 6589564 | RETAINER | | | 2 |
| 6 | 6589565 | RETAINER | seal | | 2 |
| 7 | 6674297 | SPOOL | lift - # 1 or Red - SEE NOTE | | 1 |
| 7 | 6674298 | SPOOL | lift - # 2 or Green - SEE NOTE | | 1 |
| 7 | 6674299 | SPOOL | lift - # 3 or Black - SEE NOTE | | 1 |
| 8 | 6674300 | SPOOL | tilt - # 1 or Red - SEE NOTE | | 1 |
| 8 | 6674301 | SPOOL | tilt - # 2 or Green - SEE NOTE | | 1 |
| 8 | 6674302 | SPOOL | tilt - # 3 or Black - SEE NOTE | | 1 |
| 9 | 6588074 | SPOOL | auxiliary - SEE NOTE | | 3 |
| 10 | NSS | BODY | | | 1 |
| 11 | 6592115 | SEAT | load check | | 2 |
| 12 | 6592117 | SPRING | | | 3 |
| 13 | 79K-8 | O-RING | | | 3 |
| 14 | 6592116 | NUT | load check | | 3 |
| 15 | 6676197 | VALVE | main relief - W/Ref. HYDRAULIC CONTROL VALVE(2 1)-HYDRAULIC CONTROL VALVE(24) 2950-3050 PSI - Was 6661113 [A] | | 1 |
| 16 | 6666616 | STEM | | | 2 |
| 17 | 58K-17 | O-RING | | | 1 |
| 18 | 6665569 | WASHER | back-up | | 1 |
| 19 | 25K-20016 | O-RING | | | 1 |
| 20 | 6665570 | RING | glide | | 1 |
| 21 | 6599161 | RELIEF VALVE | port relief - 3400-3600 PSI - W/Ref. HYDRAULIC CONTROL VALVE(16)-HYDRAULIC CONTROL VALVE(18) | | 2 |
| 22 | 6667549 | VALVE | anti-cavity check -W/Ref. HYDRAULIC CONTROL VALVE(16)-HYDRAULIC CONTROL VALVE(18) | | 1 |
| 23 | 79K-10 | O-RING | | | 2 |
| 24 | 80K-14 | WASHER | back-up | | 5 |
| 25 | 58K-14 | O-RING | back-up washer required | | 5 |
| 25 | 6677106 | O-RING | back-up washer not required | | 4 |
| 26 | 29G-412 | SCREW | | | 4 |
| 27 | 6587633 | BONNET | | | 1 |
| 28 | 30G-416 | SCREW | | | 1 |
| 29 | 6592109 | ADAPTER | | | 1 |
| 30 | 6592100 | COLLAR | | | 2 |
| 31 | 6587580 | SPRING | | | 2 |
| 32 | 6587523 | WASHER | | | 2 |
| 33 | 79K-12 | O-RING | flat boss face | | x |
| 33 | 99K-12 | O-RING | tapered boss face | | x |
| 34 | 55K-212 | O-RING | | | 4 |

HYDRAULIC CONTROL VALVE

| Ref.N° | Part N° | Description | Remarks | Serial N° | Qty. |
|--------|---------|-------------|--|-----------|------|
| 35 | 90KV-8 | PLUG | W/Ref. HYDRAULIC CONTROL VALVE(33) - tapered boss face | | 1 |
| 36 | 55K-204 | O-RING | | | 1 |
| 37 | 6596569 | SEAT | | | 1 |
| 38 | 6589045 | SPRING | white | | 2 |
| 39 | 6653395 | VALVE | W/Ref. HYDRAULIC CONTROL VALVE(16) & HYDRAULIC CONTROL VALVE(54) | | 2 |
| 39 | 6586459 | SEAL KIT | | | x |
| 40 | 6803092 | BONNET | .625" flange | | 1 |
| 41 | 6801167 | PLUG | plastic | | 1 |
| 42 | NAP | CONNECTOR | W/Ref. HYDRAULIC CONTROL VALVE(6) - flat boss face - W/O flared end O-rings - Was 6588188 [A] | | 1 |
| 42 | 6805241 | CROSS | W/Ref. HYDRAULIC CONTROL VALVE(6) - flat boss face - W/ flared end O-ring | | 1 |
| 42 | 97K-6 | O-RING | flared end | | 3 |
| 43 | 6588781 | END CAP | | | 2 |
| 44 | 6592720 | PLUG | W/Ref. HYDRAULIC CONTROL VALVE(16)-HYDRAULIC CONTROL VALVE(18) | | 1 |
| 45 | 79K-6 | O-RING | | | x |
| 46 | 58K-124 | O-RING | | | 2 |
| 47 | 6595951 | SLEEVE | | | 2 |
| 48 | 6596332 | SPRING | | | 2 |
| 49 | 6577690 | TUBE | | | 1 |
| 50 | NAP | TEE | W/Ref. HYDRAULIC CONTROL VALVE(6) - flat boss face - W/O flared end O-rings - Was 6587889 [A] | | 1 |
| 50 | 6805243 | TEE | W/Ref. HYDRAULIC CONTROL VALVE(6) - flat boss face - W/ flared end O-ring | | 1 |
| 50 | 97K-6 | O-RING | flared end | | 1 |
| 51 | 6595663 | BUSHING | | | 2 |
| 52 | 6662848 | CAP | | | 1 |
| 53 | 6534630 | RESTRICTOR | .134/.141 | | 1 |
| 54 | 6717706 | COIL | 10 volt -W/Nut -Was 6666547 [A] | | 2 |
| 55 | 6665846 | SEAL | | | 4 |
| 56 | 58K-127 | O-RING | | | 2 |
| 57 | 6671632 | VALVE | port relief - 3400-3600 PSI - W/Ref. HYDRAULIC CONTROL VALVE(16)-HYDRAULIC CONTROL VALVE(18) | | 1 |
| 58 | 6803605 | SEAL KIT | one spool - Ref. HYDRAULIC CONTROL VALVE(4), HYDRAULIC CONTROL VALVE(42) & HYDRAULIC CONTROL VALVE(50) - Was 6596310 [A] | | x |
| 58 | 6632279 | SEAL KIT | main relief - Ref. HYDRAULIC CONTROL VALVE(21)-HYDRAULIC CONTROL VALVE(24) | | x |
| 58 | 6809425 | SEAL KIT | Ref. HYDRAULIC CONTROL VALVE(13) & HYDRAULIC CONTROL VALVE(16)-HYDRAULIC CONTROL VALVE(18) - Was 6586461 [A] | | x |
| 58 | 6809448 | SEAL KIT | complete - Ref. HYDRAULIC CONTROL VALVE(4), HYDRAULIC CONTROL VALVE(6), HYDRAULIC CONTROL VALVE(13), HYDRAULIC CONTROL VALVE(16) | | x |

*** HYDRAULIC CONTROL VALVE**
(Service Valve) (Advanced Control System)



B-17199

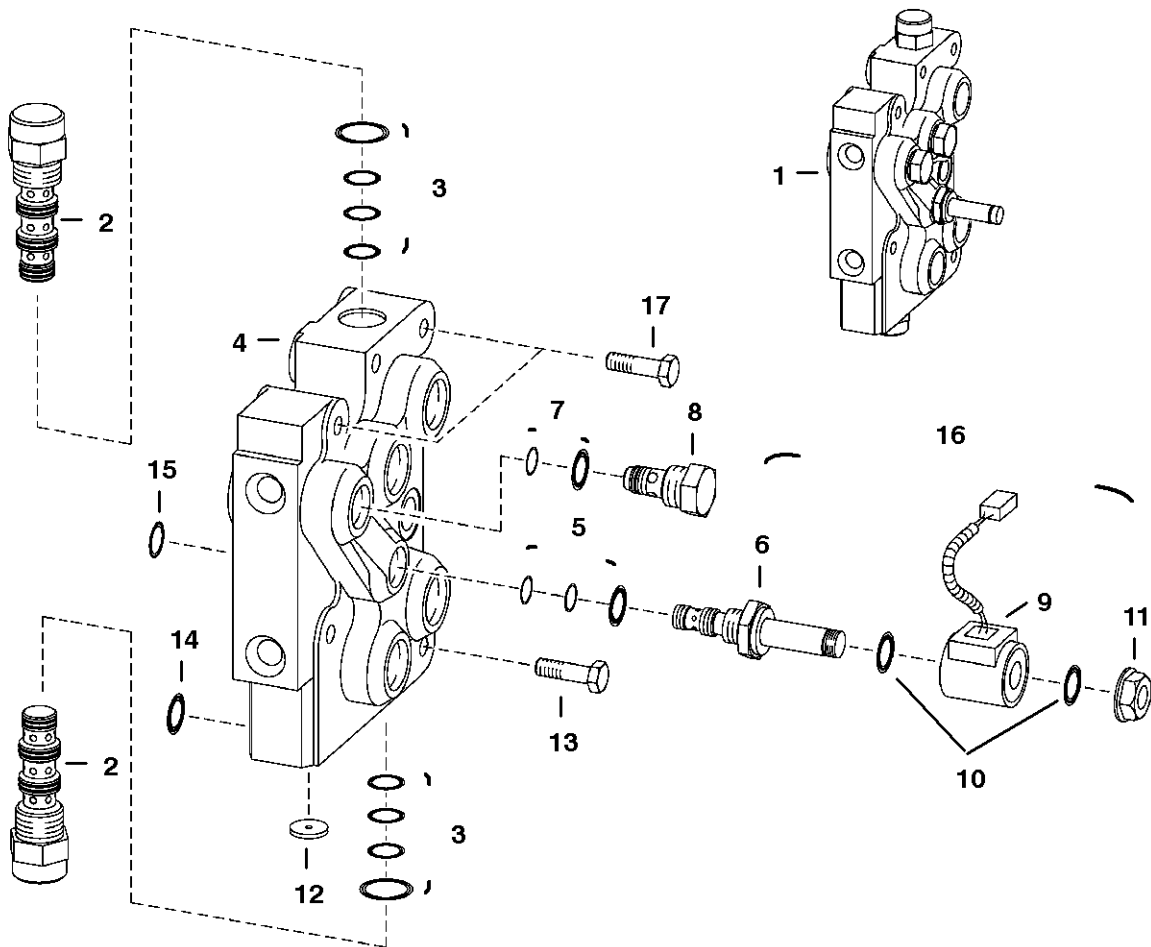
* HYDRAULIC CONTROL VALVE

| Ref.N° | Part N° | Description | Remarks | Serial N° | Qty. |
|--------|-----------|-------------|--|-----------|------|
| 1 | 6810026 | VALVE | W/O Fittings - SEE NOTE | | 1 |
| 1 | 6628571 | VALVE | BICS control - See Page BICS CONTROL VALVE(1) | | 1 |
| 2 | 29G-416 | SCREW | | | 8 |
| 3 | 54K-20002 | O-RING | | | 1 |
| 4 | 6587763 | BOOT | | | 2 |
| 5 | 6589564 | RETAINER | | | 2 |
| 6 | 6589565 | RETAINER | seal | | 2 |
| 7 | 6677660 | SPOOL | lift - # 1 or Red | | 1 |
| 7 | 6677661 | SPOOL | lift - # 2 or Green | | 1 |
| 8 | 6677662 | SPOOL | tilt - # 1 or Red | | 1 |
| 8 | 6677663 | SPOOL | tilt - # 2 or Green | | 1 |
| 9 | 6588074 | SPOOL | auxiliary | | 3 |
| 10 | NSS | BODY | | | 1 |
| 11 | 6592115 | SEAT | load check | | 2 |
| 12 | 6592117 | SPRING | | | 3 |
| 13 | 79K-8 | O-RING | | | 3 |
| 14 | 6592116 | NUT | load check | | 3 |
| 15 | 6676197 | VALVE | main relief - W/Ref. * HYDRAULIC CONTROL VALVE(17)-* HYDRAULIC CONTROL VALVE(20) | | 1 |
| 16 | 58K-127 | O-RING | | | 2 |
| 17 | 58K-17 | O-RING | | | 1 |
| 18 | 6665569 | WASHER | back-up | | 1 |
| 19 | 25K-20016 | O-RING | | | 1 |
| 20 | 6665570 | RING | glide | | 1 |
| 21 | 6665846 | SEAL | | | 4 |
| 22 | 6534630 | RESTRICTOR | .134/.141 | | 1 |
| 23 | 79K-10 | O-RING | | | 2 |
| 24 | 80K-14 | WASHER | back-up | | 5 |
| 25 | 58K-14 | O-RING | back-up washer required | | 5 |
| 25 | 6677106 | O-RING | back-up washer not required | | 5 |
| 26 | 29G-412 | SCREW | | | 4 |
| 27 | 6587633 | BONNET | | | 1 |
| 28 | 30G-416 | SCREW | | | 2 |
| 29 | 6592109 | ADAPTER | | | 1 |
| 30 | 6592100 | COLLAR | | | 2 |
| 31 | 6587580 | SPRING | | | 2 |
| 32 | 6587523 | WASHER | | | 2 |
| 33 | 95K-12 | O-RING | tapered boss face - socket head | | x |
| 34 | 55K-212 | O-RING | | | 4 |
| 35 | 90KV-8 | PLUG | W/Ref. HYDRAULIC CONTROL VALVE(33) - tapered boss face - socket head | | 1 |
| 36 | 55K-204 | O-RING | | | 1 |
| 37 | 6596569 | SEAT | | | 1 |
| 38 | 6589045 | SPRING | white | | 2 |
| 39 | 6662848 | CAP | | | 1 |
| 40 | 6803092 | BONNET | .625' flange | | 1 |
| 41 | 6801167 | PLUG | plastic | | 1 |
| 42 | 6595663 | BUSHING | | | 2 |
| 43 | 6588781 | END CAP | | | 2 |
| 44 | 6592720 | PLUG | W/Ref. * HYDRAULIC CONTROL VALVE(23)-* HYDRAULIC CONTROL VALVE(25) | | 1 |

* HYDRAULIC CONTROL VALVE

| Ref.N° | Part N° | Description | Remarks | Serial N° | Qty. |
|--------|---------|-------------|--|-----------|------|
| 45 | 6596332 | SPRING | | | 2 |
| 46 | 58K-124 | O-RING | | | 2 |
| 47 | 6595951 | SLEEVE | | | 2 |
| 48 | 6803605 | SEAL KIT | one spool - Ref. * HYDRAULIC CONTROL VALVE(4), * HYDRAULIC CONTROL VALVE(21) & * HYDRAULIC CONTROL VALVE(26) | | x |
| 48 | 6632279 | SEAL KIT | main relief - Ref. * HYDRAULIC CONTROL VALVE(17))-* HYDRAULIC CONTROL VALVE(20) | | x |
| 48 | 6809425 | SEAL KIT | Ref. HYDRAULIC CONTROL VALVE(13) & * HYDRAULIC CONTROL VALVE(23)-* HYDRAULIC CONTROL VALVE(25) | | x |
| 48 | 6809448 | SEAL KIT | complete - Ref. * HYDRAULIC CONTROL VALVE(4), HYDRAULIC CONTROL VALVE(13), * HYDRAULIC CONTROL VALVE(17)-* HYDRAULIC CONTROL VAL | | x |

BICS CONTROL VALVE



NOTE: Coil W/O diode has (2) red wires. Coil W/diode has (1) red and (1) black wire.

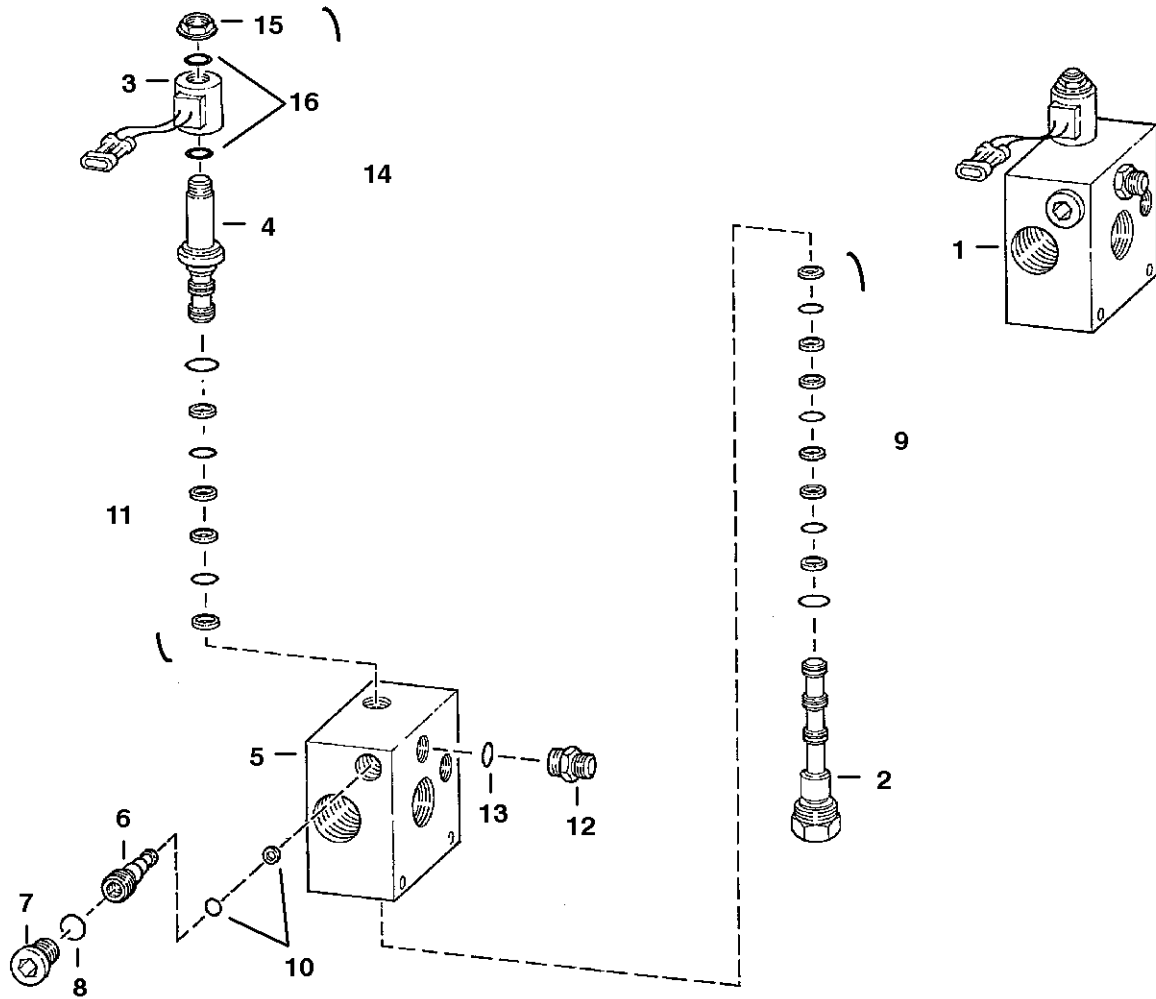
TS-1365

BICS CONTROL VALVE

Page : 1

| Ref.N° | Part N° | Description | Remarks | Serial N° | Qty. |
|--------|-----------|-------------|---|-----------|------|
| 1 | 6628571 | VALVE | Ref. BICS CONTROL VALVE(2) - BICS CONTROL VALVE(17) | | 1 |
| 2 | 6668765 | VALVE | pilot operated | | 2 |
| 3 | 6669734 | SEAL KIT | | | x |
| 4 | NSS | BODY | | | 1 |
| 5 | 6669732 | SEAL KIT | | | x |
| 6 | 6667687 | STEM | solenoid valve- Was 6665004 [D] | | 1 |
| 7 | 6669733 | SEAL KIT | | | x |
| 8 | 6669057 | CHECK VALVE | filter | | 1 |
| 9 | NAP | COIL | W/O diode - SEE NOTE - Was 6667138 [A] | | 1 |
| 9 | 6671025 | COIL | W/ diode - SEE NOTE - W/Ref. BICS CONTROL VALVE(10) & BICS CONTROL VALVE(11) | | 1 |
| 10 | 54K-20028 | O-RING | | | 2 |
| 11 | 6668820 | NUT | | | 1 |
| 12 | 6668791 | ORIFICE | | | 1 |
| 13 | 43C-532 | BOLT | | & Bel | 6 |
| 13 | 43C-532 | BOLT | | & Abv | 4 |
| 14 | 55K-212 | O-RING | | | 4 |
| 15 | 55K-204 | O-RING | | | 1 |
| 16 | NAP | SOLENOID | W/O diode - Order 6672471inD1}D Solenoid - Was 6667688 [A] | | 1 |
| 16 | 6672471 | SOLENOID | W/diode - SEE NOTE -W/Ref. BICS CONTROL VALVE(5), BICS CONTROL VALVE(6) & BICS CONTROL VALVE(9) - Was 6672456 [A] | | 1 |
| 17 | 43C-524 | BOLT | | & Abv | 2 |

TILT LOCK VALVE



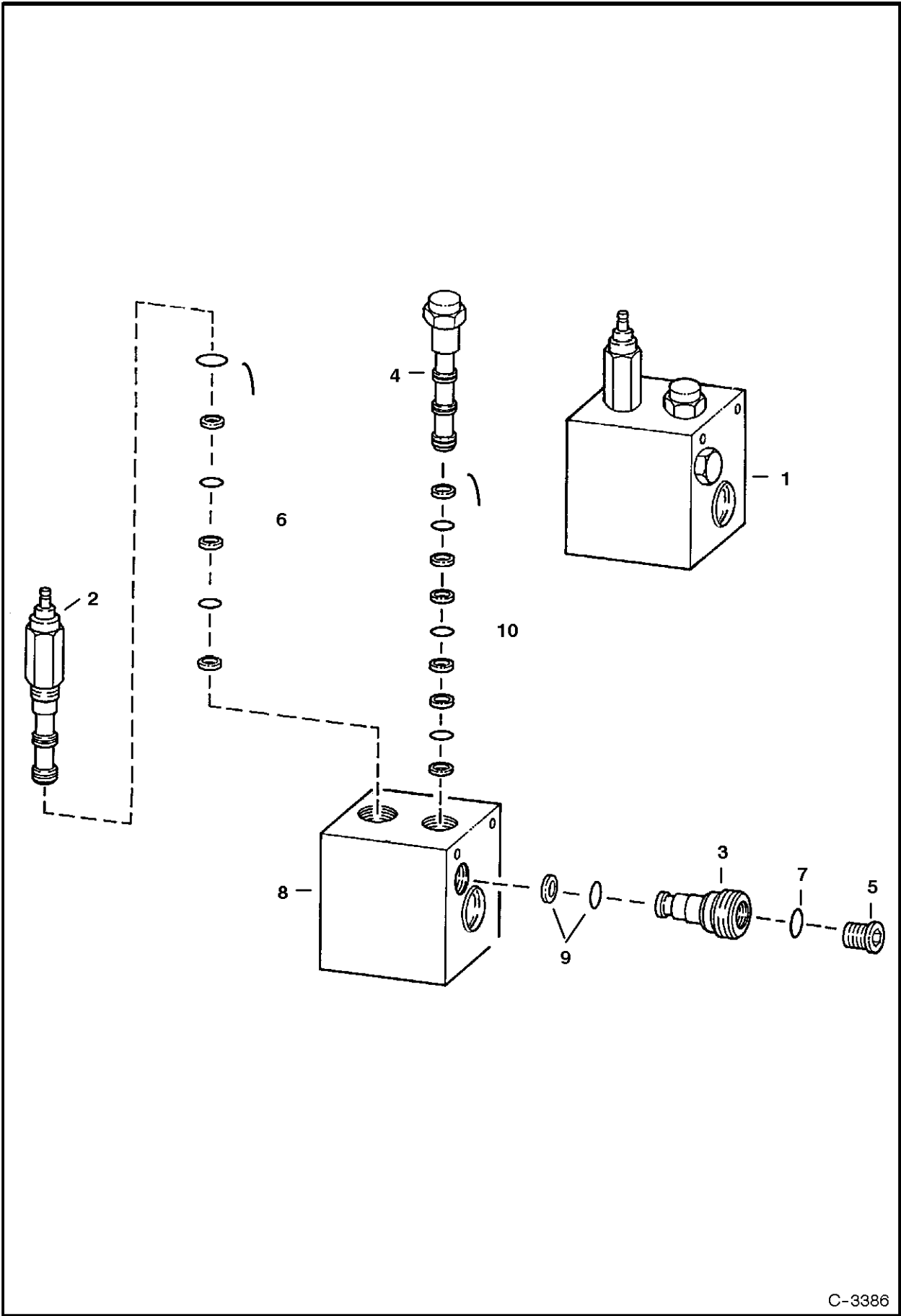
NOTE: Coils W/O diode have two red wires. Coils W/ diode have one red wire and one black wire.

C-3387

TILT LOCK VALVE

| Ref.N° | Part N° | Description | Remarks | Serial N° | Qty. |
|--------|---------|-------------|---|-----------|------|
| 1 | 6664849 | VALVE | Ref. TILT LOCK VALVE(2)-TILT LOCK VALVE(16) | | 1 |
| 2 | 6665610 | VALVE | | | 1 |
| 3 | NAP | COIL | W/O diode - Was 6667138 [A] | | 1 |
| 3 | 6671025 | COIL | W/diode - SEE NOTE | | 1 |
| 4 | 6667687 | STEM | Was 6665004 [A] | | 1 |
| 5 | NSS | BLOCK | | | 1 |
| 6 | 6665609 | CHECK VALVE | | | 1 |
| 7 | 6667127 | PLUG | | | 1 |
| 8 | 95K-4 | O-RING | Was 79K-4 [A] | | 1 |
| 9 | 6665612 | SEAL KIT | | | 1 |
| 10 | 6665611 | SEAL KIT | | | 1 |
| 11 | 6665487 | SEAL KIT | | | 1 |
| 12 | 6665489 | ADAPTER | filter | | 1 |
| 13 | 6667132 | O-RING | | | 1 |
| 14 | NAP | SOLENOID | W/O diode - Was 6667157 [A] | | 1 |
| 14 | 6672471 | SOLENOID | W/diode - SEE NOTE - Was 6672456 [A] | | 1 |
| 15 | 6668820 | NUT | | | 1 |
| 16 | 6669076 | O-RING | | | 2 |

LIFT LOCK VALVE

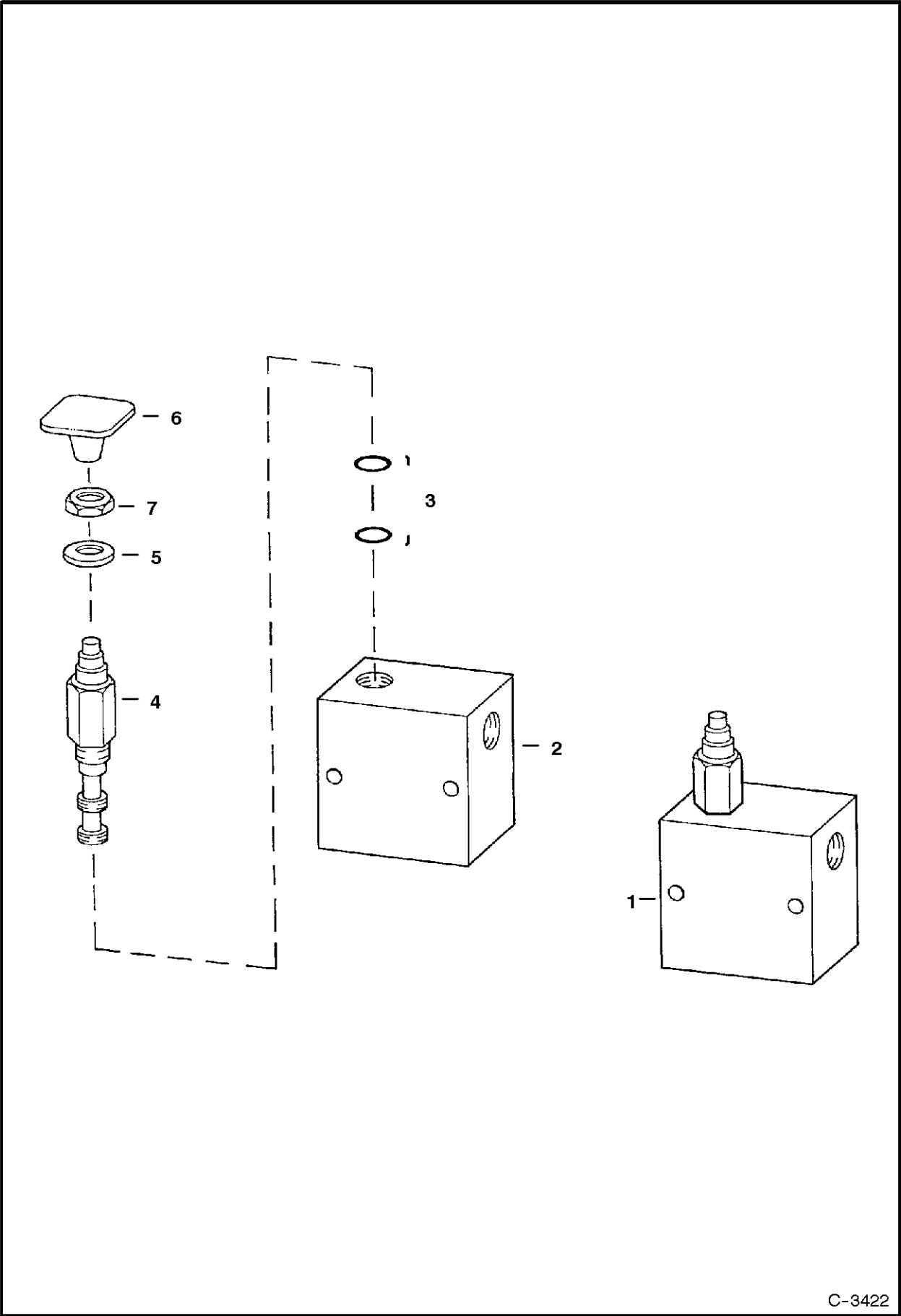


C-3386

LIFT LOCK VALVE

| Ref.N° | Part N° | Description | Remarks | Serial N° | Qty. |
|--------|---------|-------------|--|-----------|------|
| 1 | 6664850 | VALVE | Ref. LIFT LOCK VALVE(2)-LIFT LOCK VALVE(8) | | 1 |
| 2 | 6665490 | VALVE | | | 1 |
| 3 | 6665609 | CHECK VALVE | | | 1 |
| 4 | 6665610 | VALVE | filter | | 1 |
| 5 | 6667127 | PLUG | | | 1 |
| 6 | 6665611 | SEAL KIT | | | 1 |
| 7 | 95K-4 | O-RING | Was 79K-4 [A] | | 1 |
| 8 | NSS | BLOCK | | | 1 |
| 9 | 6666828 | SEAL KIT | | | 1 |
| 10 | 6665612 | SEAL KIT | | | 1 |

MANUAL LIFT RELEASE VALVE

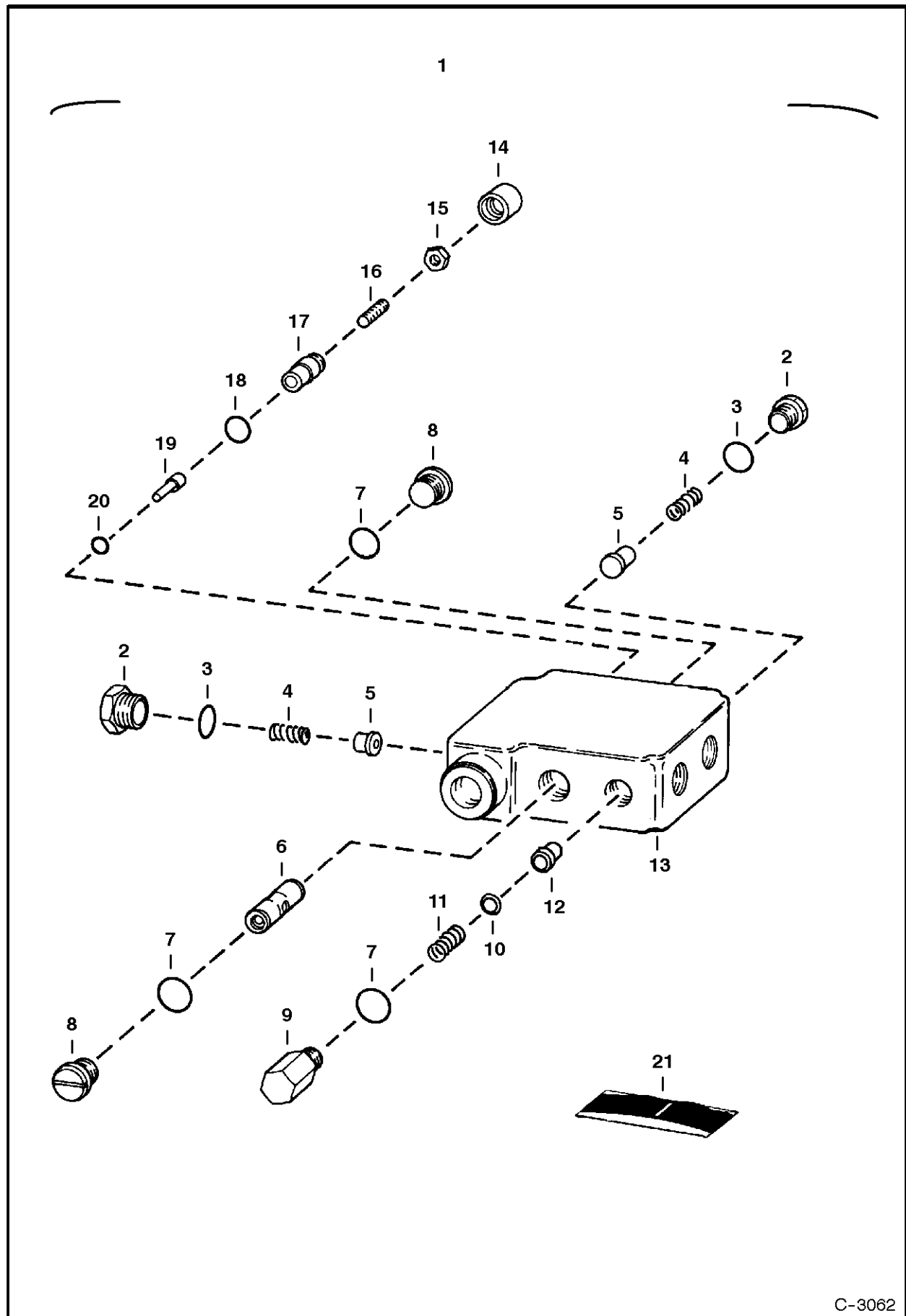


C-3422

MANUAL LIFT RELEASE VALVE

| Ref.N° | Part N° | Description | Remarks | Serial N° | Qty. |
|--------|---------|-------------|--|-----------|------|
| 1 | 6667844 | VALVE | Ref. MANUAL LIFT RELEASE VALVE(2) - MANUAL LIFT RELEASE VALVE(4) | | 1 |
| 2 | NSS | BLOCK | | | 1 |
| 3 | 6669087 | SEAL KIT | | | 1 |
| 4 | 6669085 | VALVE | | | 1 |
| 5 | 6707101 | WASHER | neoprene | | 1 |
| 6 | 6668913 | KNOB | red square | | 1 |
| 7 | 7D-4 | NUT | | | 1 |

BUCKET POSITIONING VALVE

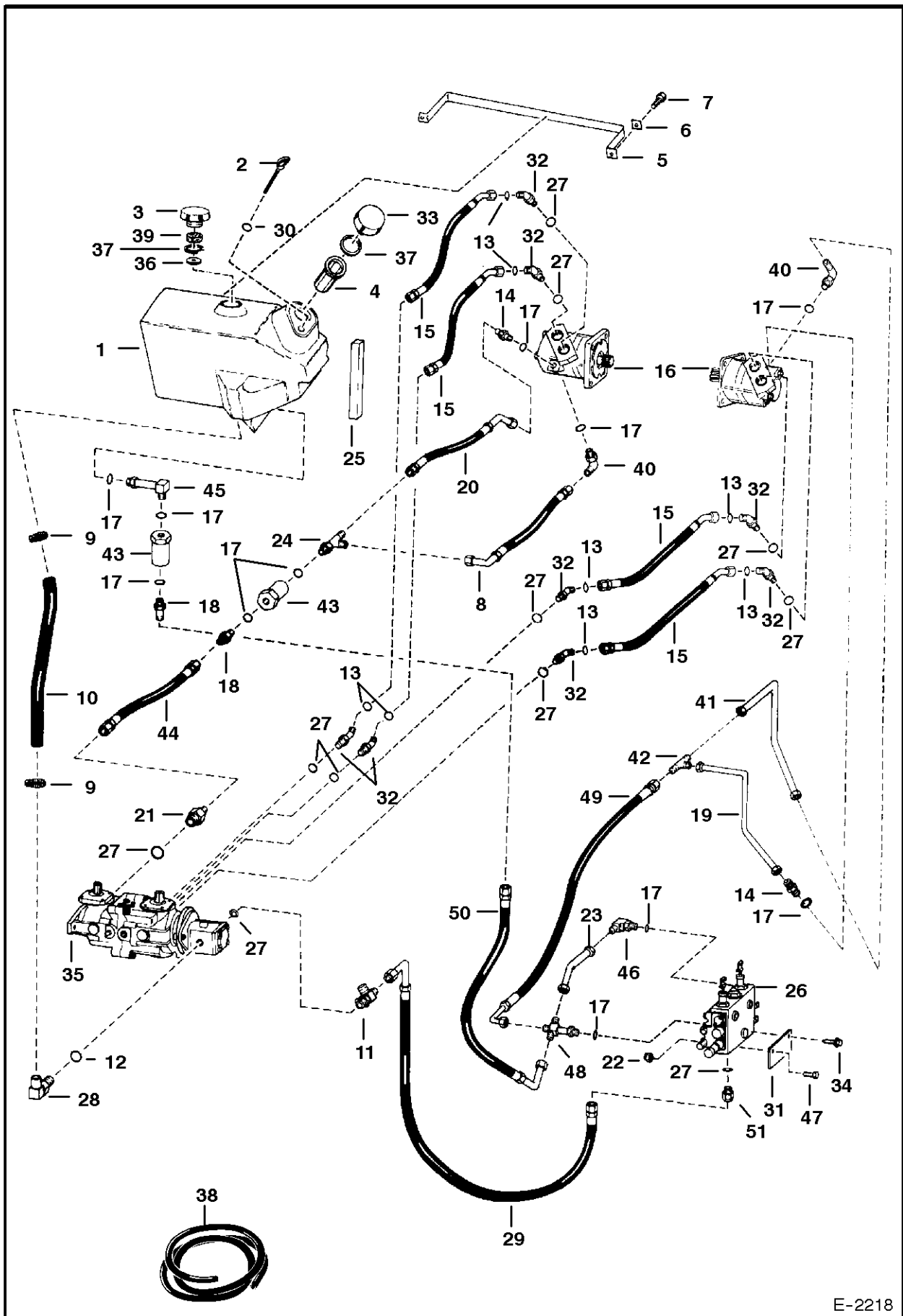


C-3062

BUCKET POSITIONING VALVE

| Ref.N° | Part N° | Description | Remarks | Serial N° | Qty. |
|--------|---------|-------------|--|-----------|------|
| 1 | 6666341 | VALVE | Ref. BUCKET POSITIONING VALVE(2)-BUCKET POSITIONING VALVE(20) - Was 6645249 [A] | | 1 |
| 2 | 6647784 | PLUG | W/Ref. BUCKET POSITIONING VALVE(3) | | 2 |
| 3 | 79K-8 | O-RING | | | 2 |
| 4 | 6647785 | SPRING | | | 2 |
| 5 | 6647783 | LOAD CHECK | | | 2 |
| 6 | NSS | SPOOL | | | 1 |
| 7 | 58K-116 | O-RING | backup - Was 80K-116 [A] | | 3 |
| 8 | 6647780 | PLUG | W/Ref. BUCKET POSITIONING VALVE(7) | | 2 |
| 9 | 6667176 | PLUG | W/Ref. BUCKET POSITIONING VALVE(7) - Was 6647779 [B, D] | | 1 |
| 10 | 6667680 | SNAP RING | | | 1 |
| 11 | 6648294 | SPRING | | | 1 |
| 12 | NSS | SPOOL | | | 1 |
| 13 | NSS | BODY | | | 1 |
| 14 | 6667676 | COVER | | | 1 |
| 15 | 6631561 | NUT | | | 1 |
| 16 | 6648293 | SCREW | | | 1 |
| 17 | 6647778 | CAP | | | 1 |
| 18 | 6634874 | O-RING | Was 6667678 [A] | | 1 |
| 19 | 6647777 | PIN | | | 1 |
| 20 | 6667677 | O-RING | | | 1 |
| 21 | 6647786 | SEAL KIT | Ref. BUCKET POSITIONING VALVE(3), BUCKET POSITIONING VALVE(7), BUCKET POSITIONING VALVE(14), BUCKET POSITIONING VALVE(18) & BUCK | | 1 |

HYDROSTATIC CIRCUITRY



E-2218

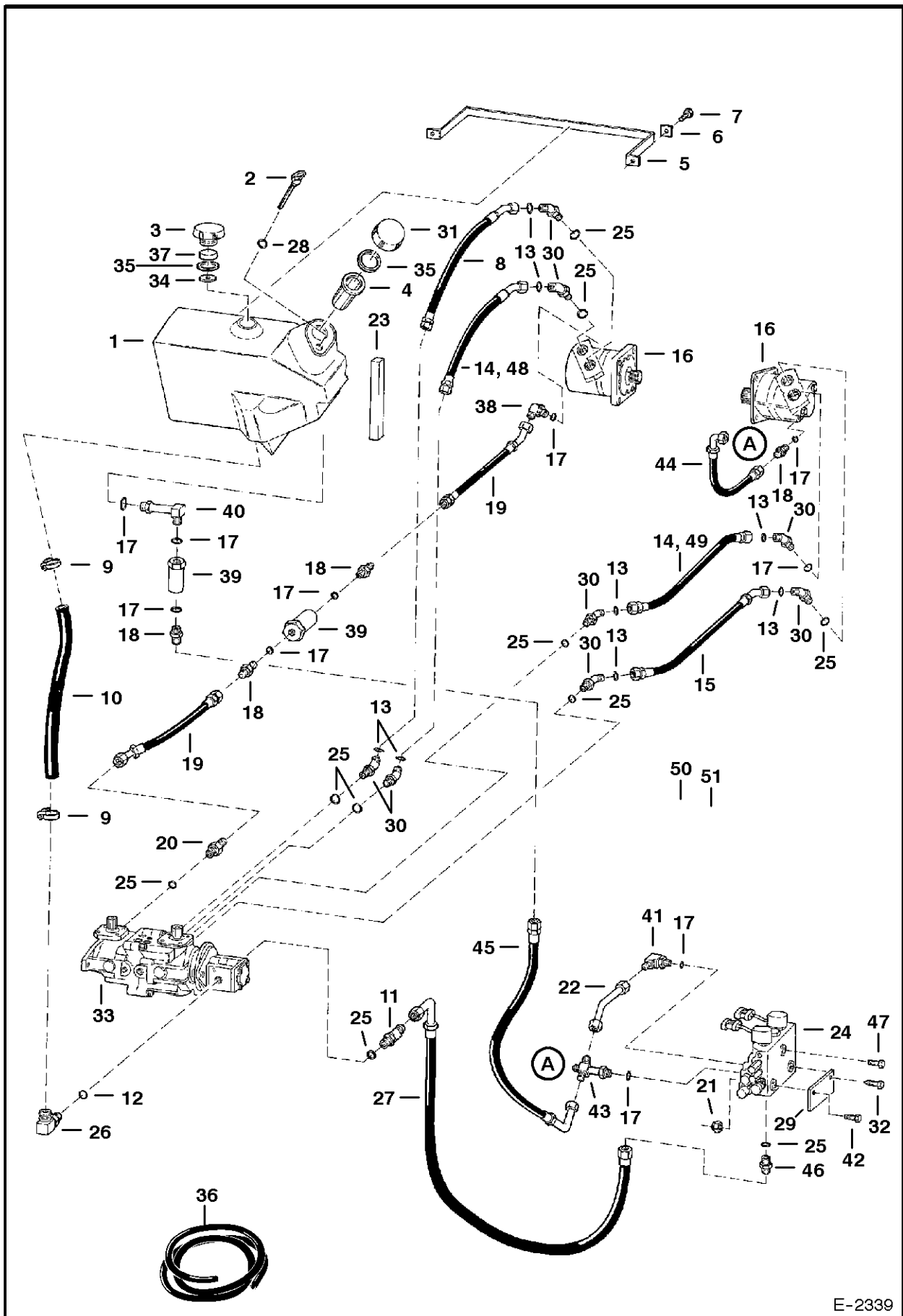
HYDROSTATIC CIRCUITRY

| Ref.N° | Part N° | Description | Remarks | Serial N° | Qty. |
|--------|-----------|--------------|--|-----------|------|
| 1 | 6706451 | TANK | | | 1 |
| 2 | 6577459 | DIPSTICK | W/Ref. HYDROSTATIC CIRCUITRY(30) | | 1 |
| 3 | 6727475 | CAP | breather - Also Order Ref. HYDROSTATIC CIRCUITRY(37)&HYDROSTATIC CIRCUITRY(39) - Was 6577785 [A] | | 1 |
| 4 | 6569219 | SCREEN | | | 1 |
| 5 | 6702494 | BAND | | | 1 |
| 6 | 6559447 | WASHER | | | 2 |
| 7 | 84G-3712 | BOLT | | | 2 |
| 8 | 6578804 | HOSE | | | 1 |
| 9 | 6666864 | CLAMP | worm gear - Was 42H-20 [A] | | 2 |
| 9 | 5HM-42 | CLAMP | constant tension | | 2 |
| 9 | 6672281 | CLAMP | constant torque | | 2 |
| 10 | 6716423 | HOSE | 1.25' (31,8 mm) I.D. - Was 6706452 [A] | | 1 |
| 11 | 6704693 | TEE | W/Ref. HYDROSTATIC CIRCUITRY(27) - connects to Ref. LIFT & TILT CONTROL SYSTEM(29) on Page LIFT & TILT CONTROL SYSTEM(1) | | 1 |
| 12 | 79K-16 | O-RING | | | x |
| 13 | 58K-18 | O-RING | | | 8 |
| 14 | 6660443 | RELIEF VALVE | 65 PSI | | 2 |
| 15 | 6658106 | HOSE | | | 4 |
| 16 | | MOTOR KIT | See Page HYDROSTATIC MOTOR(1) | | 2 |
| 17 | 79K-6 | O-RING | | | x |
| 18 | 15K-5 | ADAPTER | W/Ref. HYDROSTATIC CIRCUITRY(17) | | 2 |
| 19 | 6706858 | TUBE | | | 1 |
| 20 | 6700025 | HOSE | | | 1 |
| 21 | 6578812 | ADAPTER | W/Ref. HYDROSTATIC CIRCUITRY(27) | | 1 |
| 22 | 85D-5 | NUT | | | 1 |
| 23 | 6577690 | TUBE | | | 1 |
| 24 | 21K-5 | TEE | W/Ref. HYDROSTATIC CIRCUITRY(17) | | 1 |
| 25 | NAP | FOAM STRIP | 16.12" (409,5 mm) long - Order Ref. HYDROSTATIC CIRCUITRY(38) | | 1 |
| 26 | | VALVE | W/Ref. HYDROSTATIC CIRCUITRY(22) - HYDROSTATIC CIRCUITRY(24) & HYDROSTATIC CIRCUITRY(34) - See Page HYDRAULIC CONTROL VALVE(1) | | 1 |
| 27 | 79K-12 | O-RING | flat boss face | | x |
| 27 | 99K-12 | O-RING | tapered boss face | | x |
| 28 | 6714905 | ELBOW | W/Ref. HYDROSTATIC CIRCUITRY(12) - Was 6707409 [A] | | 1 |
| 29 | 6662867 | HOSE | | | 2 |
| 30 | 25K-20010 | O-RING | | | 1 |
| 31 | 6704680 | COVER | outside of mainframe | | 1 |
| 32 | 6714902 | ELBOW | W/Ref. HYDROSTATIC CIRCUITRY(27) - Was 69E-12 [A] | | 8 |
| 33 | 6728149 | CAP | fill - Also Order Ref. HYDROSTATIC CIRCUITRY(37) - Was 6532508 [A] | | 1 |
| 34 | 84G-3110 | BOLT | | | 1 |
| 35 | | PUMP | See Pages HYDROSTATIC PUMP(1) - HYDROSTATIC PUMP(1) | | 1 |
| 36 | 6701552 | BAFFLE | | | 1 |
| 37 | 6700631 | GASKET | | | 2 |
| 38 | 6511855 | FOAM STRIP | bulk - Sold Per Foot - self adhesive | | x |
| 39 | 6703427 | FOAM FILTER | | | 1 |

HYDROSTATIC CIRCUITRY

| Ref.N° | Part N° | Description | Remarks | Serial N° | Qty. |
|--------|---------|-------------|--|-----------|------|
| 40 | 17K-5 | ELBOW | W/Ref. HYDROSTATIC CIRCUITRY(17) | | 2 |
| 41 | 6706859 | TUBE | | | 1 |
| 42 | 10K-5 | TEE | | | 1 |
| 43 | 6661022 | FILTER | in-line | | 2 |
| 44 | 6706787 | HOSE | | | 1 |
| 45 | 6707317 | ELBOW | W/Ref. HYDROSTATIC CIRCUITRY(17) | | 1 |
| 46 | 6558510 | ELBOW | W/Ref. HYDROSTATIC CIRCUITRY(17) - See Page HYDRAULIC CONTROL VALVE(1) | | 1 |
| 47 | 17C-532 | BOLT | | | 1 |
| 48 | NAP | CONNECTOR | W/Ref. HYDROSTATIC CIRCUITRY(17) - W/O flared end O-ring - See Page HYDRAULIC CONTROL VALVE(1) - Was 6588188 [A] | | 1 |
| 48 | 6805241 | CROSS | W/Ref. HYDRAULIC CONTROL VALVE(6) - W/ flared end O-ring | | 1 |
| 48 | 97K-6 | O-RING | flared end | | 3 |
| 49 | 6706790 | HOSE | | | 1 |
| 50 | 6707301 | HOSE | | | 1 |
| 51 | 15K-8 | ADAPTER | W/Ref. HYDROSTATIC CIRCUITRY(27) - flat boss face | | 1 |
| 51 | 15KN-8 | ADAPTER | W/Ref. HYDROSTATIC CIRCUITRY(27) - tapered boss face | | 1 |
| 51 | 97K-12 | O-RING | flared end | | 1 |

HYDROSTATIC CIRCUITRY



E-2339

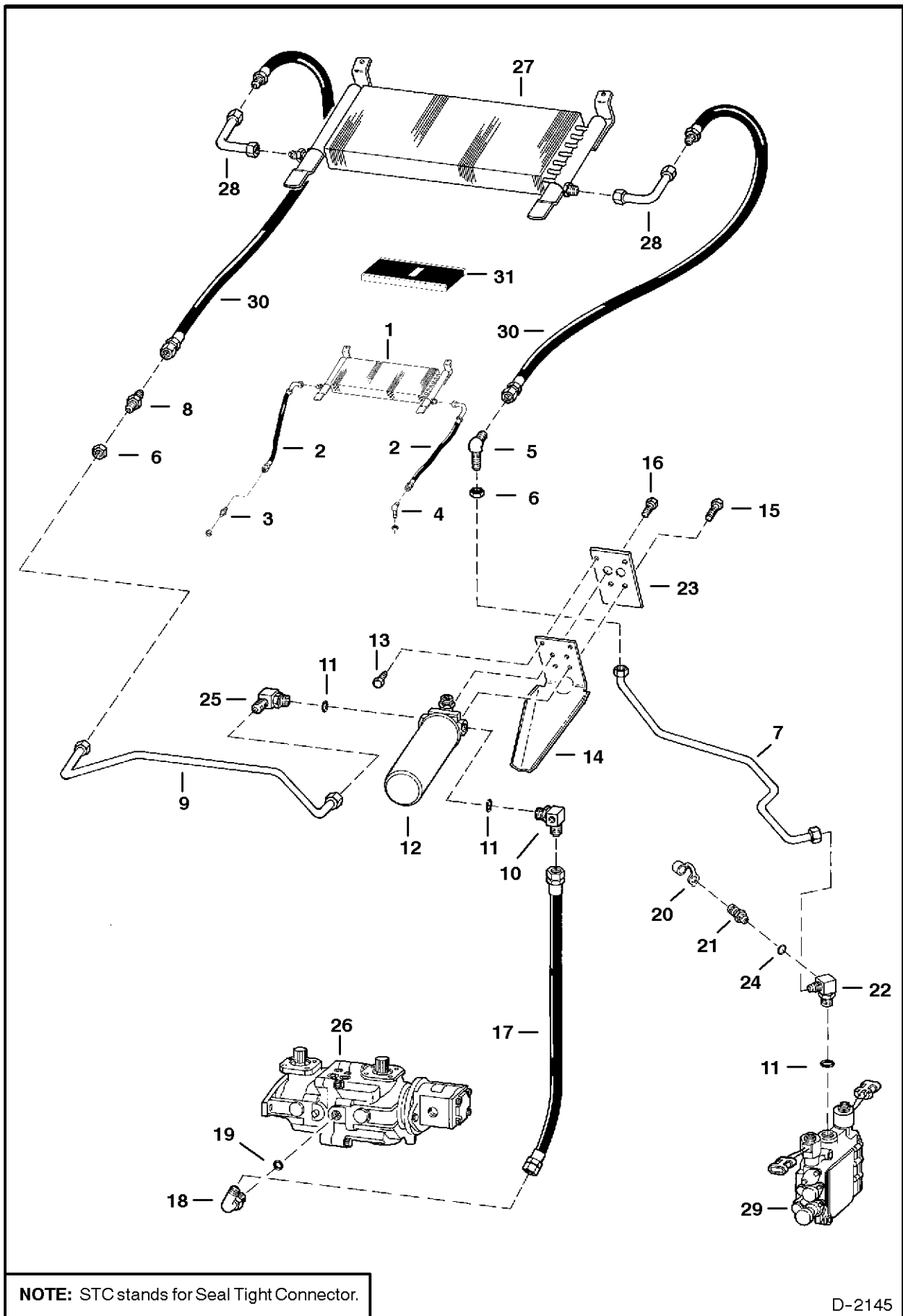
HYDROSTATIC CIRCUITRY

| Ref.N° | Part N° | Description | Remarks | Serial N° | Qty. |
|--------|----------|-------------|--|------------------|------|
| 1 | 6706451 | TANK | | | 1 |
| 2 | 6577459 | DIPSTICK | W/Ref. HYDROSTATIC CIRCUITRY(30) | | 1 |
| 3 | 6727475 | CAP | breather-Also Order Ref. HYDROSTATIC CIRCUITRY (35) & HYDROSTATIC CIRCUITRY(37) - Was 657778 5 [A] | | 1 |
| 4 | 6569219 | SCREEN | | | 1 |
| 5 | 6702494 | BAND | | | 1 |
| 6 | 6559447 | WASHER | | | 2 |
| 7 | 84G-3712 | BOLT | | | 2 |
| 8 | 6658105 | HOSE | | | 1 |
| 9 | 6666864 | CLAMP | worm gear | | 2 |
| 9 | 5HM-42 | CLAMP | constant tension | | 2 |
| 9 | 6672281 | CLAMP | constant torque | | 2 |
| 10 | 6716423 | HOSE | 1.25' (31,8 mm) I.D. - Was 6706452 [A] | | 1 |
| 11 | 18K-8 | ELBOW | W/Ref. HYDROSTATIC CIRCUITRY(25) - flat boss face | | 1 |
| 11 | 18KV-8 | ELBOW | W/Ref. HYDROSTATIC CIRCUITRY(25) - tapered boss face | | 1 |
| 11 | 97K-12 | O-RING | flared end | | 1 |
| 12 | 79K-16 | O-RING | flat boss face | | x |
| 12 | 99K-16 | O-RING | tapered boss face | | x |
| 13 | 58K-18 | O-RING | | | 8 |
| 14 | 6669026 | HOSE | | 5096 35001-43760 | 2 |
| 14 | | | | 5096 16767 & Bel | 2 |
| 15 | NAP | HOSE | Order Ref. HYDROSTATIC CIRCUITRY(8) - Was 6658106 [A] | | 1 |
| 16 | | MOTOR | See Page HYDROSTATIC MOTOR(1) | | 2 |
| 17 | 79K-6 | O-RING | flat boss face | | x |
| 17 | 99K-6 | O-RING | tapered boss face | | x |
| 18 | 15K-5 | ADAPTER | W/Ref. HYDROSTATIC CIRCUITRY(17) - flat boss face | | 4 |
| 18 | 15KV-5 | ADAPTER | W/Ref. HYDROSTATIC CIRCUITRY(17) - tapered boss face | | 4 |
| 18 | 97K-6 | O-RING | flared end | | 4 |
| 19 | NAP | HOSE | 13.5' (342,9 mm) long - Order 6730769inD1# Hose - Was 6712414 [A] | | 2 |
| 19 | 6730769 | HOSE | 14.5' (368,3 mm) long | | 2 |
| 20 | 6578812 | ADAPTER | W/Ref. HYDROSTATIC CIRCUITRY(25) - flat boss face | | 1 |
| 20 | 6715186 | ADAPTER | W/Ref. HYDROSTATIC CIRCUITRY(25) - tapered boss face | | 1 |
| 20 | 97K-6 | O-RING | flared end | | 1 |
| 21 | 91D-5 | NUT | | | 1 |
| 22 | 6577690 | TUBE | | | 1 |
| 23 | NAP | FOAM STRIP | 16.12" (409,5 mm) long - Order Ref. HYDROSTATIC CIRCUITRY(36) | | 1 |
| 24 | | VALVE | See Page HYDRAULIC CONTROL VALVE(1) | | 1 |
| 25 | 79K-12 | O-RING | flat boss face | | x |
| 25 | 99K-12 | O-RING | tapered boss face | | x |
| 26 | 6714905 | ELBOW | W/Ref. HYDROSTATIC CIRCUITRY(12) - flat boss face - Was 6707409 [A] | | 1 |
| 26 | 6715191 | ELBOW | W/Ref. HYDROSTATIC CIRCUITRY(12) - tapered boss face | | 1 |
| 27 | 6729145 | HOSE | Was 6712848 [A] | | 1 |

HYDROSTATIC CIRCUITRY

| Ref.N° | Part N° | Description | Remarks | Serial N° | Qty. |
|--------|-----------|-------------|--|------------------|------|
| 28 | 25K-20010 | O-RING | | | 1 |
| 29 | 6704680 | COVER | outside of mainframe | | 1 |
| 30 | 6714902 | ELBOW | W/Ref. HYDROSTATIC CIRCUITRY(25) - Was 69E-12 [A] | | 8 |
| 31 | 6728149 | CAP | fill - Also Order Ref. HYDROSTATIC CIRCUITRY(35) - Was 6532508 [A] | | 1 |
| 32 | 84G-3110 | BOLT | | & Bel | 1 |
| 32 | 84G-3710 | BOLT | AHC | & Abv | 1 |
| 33 | | PUMP | See Pages HYDROSTATIC PUMP(1) - HYDROSTATIC PUMP(1) | | 1 |
| 34 | 6701552 | BAFFLE | | | 1 |
| 35 | 6700631 | GASKET | | | 2 |
| 36 | 6511855 | FOAM STRIP | bulk - Sold Per Foot - self adhesive | | x |
| 37 | 6703427 | FOAM FILTER | | | 1 |
| 38 | 17K-5 | ELBOW | W/Ref. HYDROSTATIC CIRCUITRY(17) - flat boss face | | 1 |
| 38 | 17KV-5 | ELBOW | W/Ref. HYDROSTATIC CIRCUITRY(17) - tapered boss face | | 1 |
| 38 | 97K-6 | O-RING | flared end | | 1 |
| 39 | 6661022 | FILTER | in-line | | 2 |
| 40 | 6707317 | ELBOW | W/Ref. HYDROSTATIC CIRCUITRY(17) - flat boss face | | 1 |
| 40 | 6715190 | ELBOW | W/Ref. HYDROSTATIC CIRCUITRY(17) - tapered boss face | | 1 |
| 41 | 6558510 | ELBOW | W/Ref. HYDROSTATIC CIRCUITRY(17) - See Page HYDRAULIC CONTROL VALVE(1) | | 1 |
| 42 | 17C-532 | BOLT | | & Bel | 1 |
| 42 | 17C-632 | BOLT | AHC | & Abv | 1 |
| 43 | NAP | CONNECTOR | W/Ref. HYDROSTATIC CIRCUITRY(17) - W/O flared end O-ring - See Page HYDRAULIC CONTROL VALVE(1) - Was 6588188 [A] | | 1 |
| 43 | 6805241 | CROSS | W/Ref. HYDRAULIC CONTROL VALVE(6) - W/ flared end O-ring | | 1 |
| 43 | 97K-6 | O-RING | flared end | | 3 |
| 44 | 6711166 | HOSE | | 5096 39899-40659 | 1 |
| 44 | | | | 5096 16505-16541 | 1 |
| 44 | 6617736 | HOSE | | 5096 40660 & Abv | 1 |
| 44 | | | | 5096 16542-34999 | 1 |
| 45 | 6707301 | HOSE | | 5096 39899-40659 | 1 |
| 45 | | | | 5096 16505-16541 | 1 |
| 45 | 6712885 | HOSE | | 5096 40660 & Abv | 1 |
| 45 | | | | 5096 16542-34999 | 1 |
| 46 | 15K-8 | ADAPTER | W/Ref. HYDROSTATIC CIRCUITRY(25) - flat boss face | | 1 |
| 46 | 15KN-8 | ADAPTER | W/Ref. HYDROSTATIC CIRCUITRY(25) - tapered boss face | | 1 |
| 46 | 97K-12 | O-RING | flared end | | 1 |
| 47 | 17C-540 | BOLT | | | 2 |
| 48 | 6671713 | HOSE | | 5096 43761 & Abv | 1 |
| 48 | | | | 5096 16768-34999 | 1 |
| 49 | 6671714 | HOSE | | 5096 43761 & Abv | 1 |
| 49 | | | | 5096 16768-34999 | 1 |
| 50 | 87FN-5 | ADAPTER | | | 1 |
| 51 | 6719211 | TUBE | | | 1 |

HYDROSTATIC CIRCUITRY



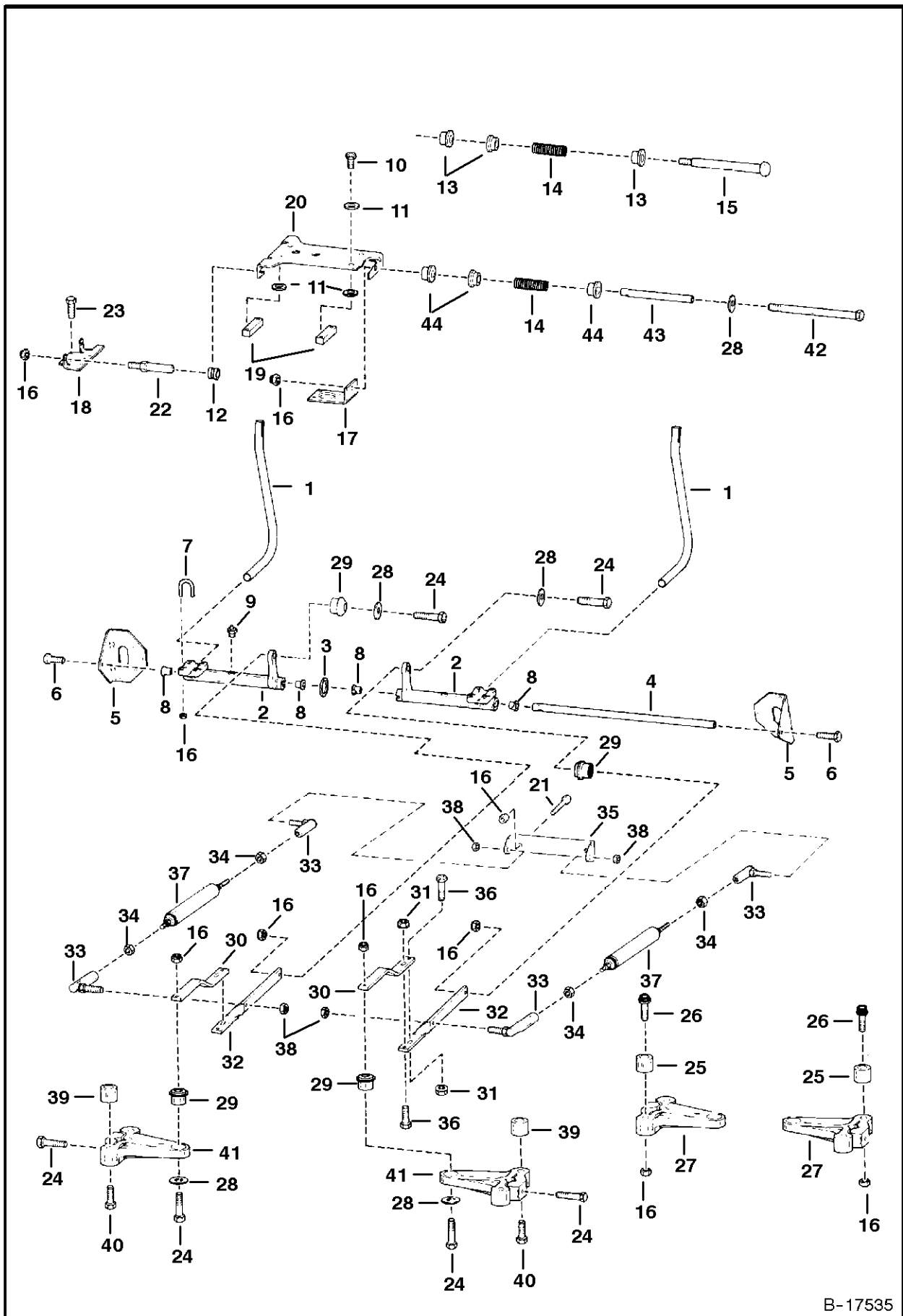
HYDROSTATIC CIRCUITRY

| Ref.N° | Part N° | Description | Remarks | Serial N° | Qty. |
|--------|----------|--------------|--|------------------|------|
| 1 | 6674150 | OIL COOLER | STC - SEE NOTE | | 1 |
| 2 | 6673828 | HOSE | STC - SEE NOTE | | 2 |
| 3 | 6670830 | ADAPTER | STC - SEE NOTE | | 1 |
| 4 | 6670831 | ELBOW | STC - SEE NOTE | | 1 |
| 5 | 88F-8 | ELBOW | flat boss face | | 1 |
| 5 | 88FN-8 | ELBOW | tapered boss face | | 1 |
| 5 | 97K-12 | O-RING | flared end | | 1 |
| 6 | 86F-8 | NUT | | | 2 |
| 7 | 6708215 | TUBE | | 5096 35001-40659 | 1 |
| 7 | | | | 5096 16001-16541 | 1 |
| 7 | 6712711 | TUBE | | 5096 40660 & Abv | 1 |
| 7 | | | | 5096 16542-34999 | 1 |
| 8 | 45K-8 | CONNECTOR | | | 2 |
| 9 | 6704155 | TUBE | | | 1 |
| 10 | 6704164 | ELBOW | W/Ref. HYDROSTATIC CIRCUITRY(11) - flat boss face | | 1 |
| 10 | 6715655 | ELBOW | W/Ref. HYDROSTATIC CIRCUITRY(11) - tapered boss face | | 1 |
| 10 | 97K-12 | O-RING | flared end | | 1 |
| 11 | 79K-12 | O-RING | flat boss face | | x |
| 11 | 99K-12 | O-RING | tapered boss face | | x |
| 12 | | FILTER ASSY. | See Page HYDROSTATIC OIL FILTER(1) | | 1 |
| 12 | 6661248 | ELEMENT | | | 1 |
| 13 | 84G-3712 | BOLT | | | 2 |
| 14 | 6727345 | MOUNT | filter drain - Was 6704342 [A] | | 1 |
| 15 | 17C-616 | BOLT | | | 2 |
| 16 | 17C-610 | BOLT | | | 2 |
| 17 | 6704159 | HOSE | | | 1 |
| 18 | 6714901 | ELBOW | W/Ref. HYDROSTATIC CIRCUITRY(19) - Was 13002 94 [A] | | 1 |
| 19 | 79K-10 | O-RING | | | x |
| 20 | 6630367 | DUST CAP | | | 1 |
| 21 | 6630168 | COUPLER | diagnostic - W/Ref. HYDROSTATIC CIRCUITRY(24) - flat boss face | | 1 |
| 21 | 90KV-5 | PLUG | W/Ref. HYDROSTATIC CIRCUITRY(24) - tapered boss face | | 1 |
| 22 | 6715653 | TEE | W/Ref. HYDROSTATIC CIRCUITRY(11) - flat boss face - Was 6704158 [A] | | 1 |
| 22 | 6715653 | TEE | W/Ref. HYDROSTATIC CIRCUITRY(11) - tapered boss face | | 1 |
| 22 | 97K-12 | O-RING | flared end | | 1 |
| 23 | 6704341 | MOUNT | | | 1 |
| 24 | 79K-6 | O-RING | flat boss face | | 1 |
| 24 | 99K-6 | O-RING | tapered boss face | | 1 |
| 25 | 6704696 | ELBOW | W/Ref. HYDROSTATIC CIRCUITRY(11) - W/O B.O.S.S option - flat boss face | | 1 |
| 25 | 6715714 | ELBOW | W/Ref. HYDROSTATIC CIRCUITRY(11) - W/ B.O.S.S option - tapered boss face | | 1 |
| 25 | 6700599 | ELBOW | W/Ref. HYDROSTATIC CIRCUITRY(11) - W/ B.O.S.S option | | 1 |
| 25 | 97K-12 | O-RING | flared end | | 1 |
| 26 | | PUMP | See Pages HYDROSTATIC PUMP(1) - HYDROSTATIC PUMP(1) | | 1 |

HYDROSTATIC CIRCUITRY

| Ref.N° | Part N° | Description | Remarks | Serial N° | Qty. |
|--------|---------|-------------|--|-----------|------|
| 27 | 6661238 | OIL COOLER | | | 1 |
| 28 | 6703012 | TUBE | | | 2 |
| 29 | | VALVE | See Page HYDRAULIC CONTROL VALVE(1) | | 1 |
| 30 | 6654205 | HOSE | | | 2 |
| 31 | 6674798 | REPAIR KIT | For Ref. HYDROSTATIC CIRCUITRY(1), HYDROSTATIC CIRCUITRY(3) & HYDROSTATIC CIRCUITRY(4) | | x |

HAND CONTROLS



B-17535

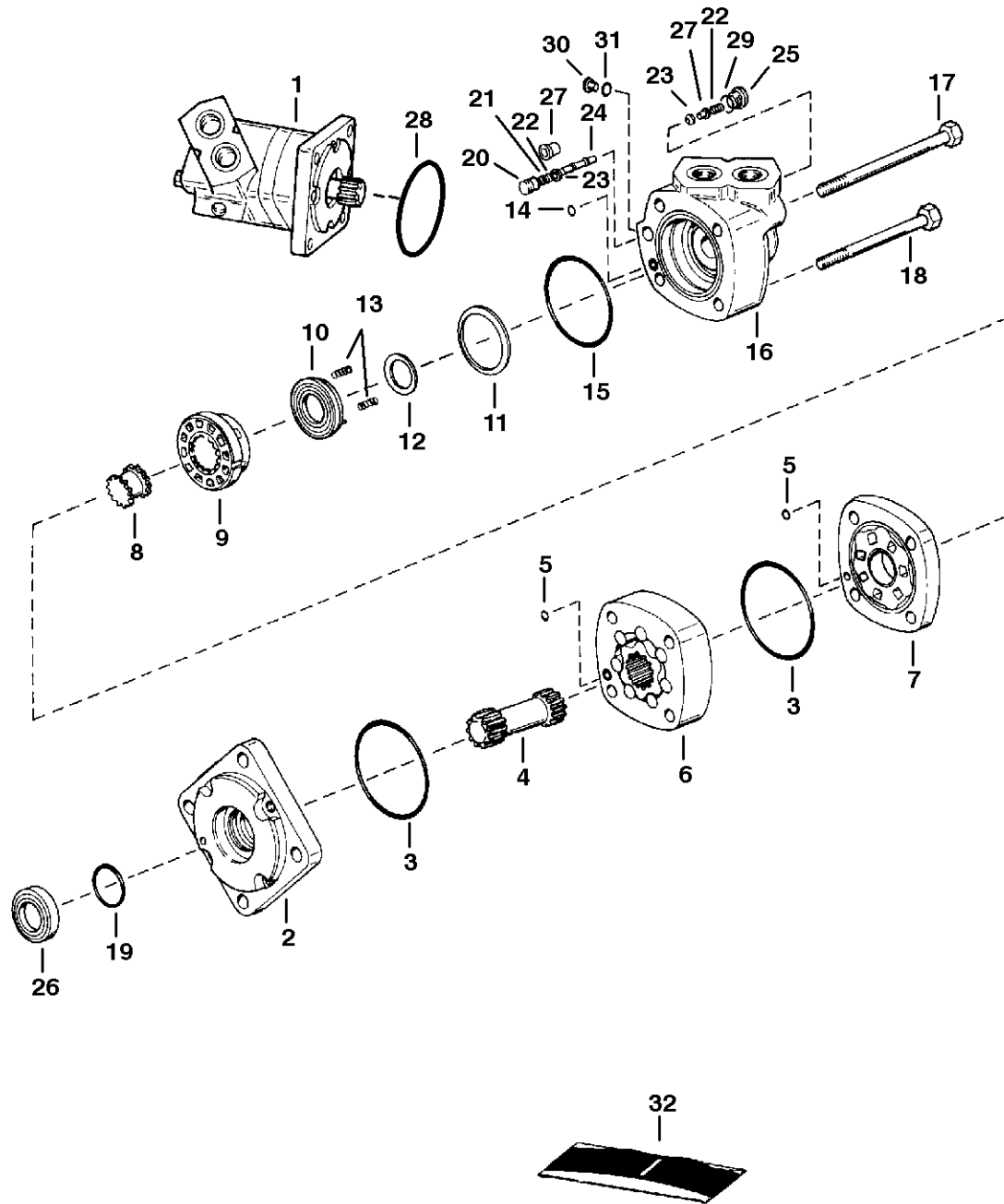
HAND CONTROLS

| Ref.N° | Part N° | Description | Remarks | Serial N° | Qty. |
|--------|---------|-------------|--|-----------|------|
| 1 | 6702543 | LEVER | | | 2 |
| 2 | NAP | BELLCRANK | W/ Notch for bushing tab - Order 6729957 Bellcrank, Ref. HAND CONTROLS(28) (619021inD1 Washer & Ref. HAND CONTROLS(29) (6678067i | | 2 |
| 2 | 6729957 | BELLCRANK | W/O Notch for bushing tab | | 2 |
| 3 | 6599741 | WASHER | wave | | 1 |
| 4 | NAP | ROD | Use W/Ref. HAND CONTROLS(6) (17C-616 Bolt) - Order 6716545 Rod & (2) of 45C-620 Bolt - Was 6576250 [A] | | 1 |
| 4 | 6716545 | ROD | Use W/Ref. HAND CONTROLS(6) (45C-620 Bolt) | | 1 |
| 5 | 6577230 | MOUNT | | | 2 |
| 6 | 17C-616 | BOLT | | | 2 |
| 6 | 45C-620 | BOLT | Was 45C-624 [B] | | 2 |
| 7 | 6700768 | U-BOLT | | | 4 |
| 8 | 6703879 | BUSHING | W/ Tab | | 4 |
| 9 | 6518200 | GREASE ZERK | | | 2 |
| 10 | 8C-616 | BOLT | | | 4 |
| 11 | 6557831 | WASHER | | | 8 |
| 12 | 6706098 | GUIDE | | | 2 |
| 13 | NAP | BUSHING | plastic - Order Ref. HAND CONTROLS(28), HAND CONTROLS(42), HAND CONTROLS(43) & (3) of Ref. HAND CONTROLS(44) - Was 6706097 [A] | | 3 |
| 14 | 6701535 | SPRING | | | 1 |
| 15 | NAP | BOLT | shoulder -Order Ref. HAND CONTROLS(28), HAND CONTROLS(42), HAND CONTROLS(43) & (3) of Ref. HAND CONTROLS(44) - Was 6702715 [A] | | 1 |
| 16 | 95D-6 | NUT | Was 91D-6 [A] | | 21 |
| 17 | 6576196 | BRACKET | | | 1 |
| 18 | 6706096 | MOUNT | | | 1 |
| 19 | 6702716 | BLOCK | | | 2 |
| 20 | 6706095 | MOUNT | | | 1 |
| 21 | 17C-612 | BOLT | | | 2 |
| 22 | 6577058 | PIN | | | 2 |
| 23 | 1CM-820 | BOLT | | | 8 |
| 24 | 17C-626 | BOLT | | | 8 |
| 25 | 6704435 | WEAR CAM | | | 4 |
| 26 | 93G-616 | BOLT | | | 4 |
| 27 | 6701145 | LEVER | .63' pump lever shaft | | 2 |
| 28 | 6563914 | WASHER | 1.00' (25,4 mm) O.D. | | 4 |
| 28 | 619021 | WASHER | 1.25' (31,8 mm) O.D. | | 4 |
| 29 | 6665701 | BUSHING | neoprene - .885' (22,5 MM) O.D. - Was 6630081 [A] | | 4 |
| 29 | 6678067 | BUSHING | torsion - 1.055' (26,8 mm) O.D. | | 4 |
| 30 | 6702372 | LINK | | | 2 |
| 31 | 83D-6 | NUT | | | 4 |
| 32 | 6576195 | LINK | | | 2 |
| 33 | 6599744 | BALL JOINT | | | 4 |
| 34 | 8D-6 | NUT | | | 4 |
| 35 | 6706106 | MOUNT | | | 1 |
| 36 | 17C-620 | BOLT | | | 4 |
| 37 | 6649551 | DAMPENER | | | 2 |
| 38 | 62D-6 | NUT | | | 2 |
| 39 | 6711643 | CAM | | | 2 |

HAND CONTROLS

| Ref.N° | Part N° | Description | Remarks | Serial N° | Qty. |
|--------|---------|-------------|---|-----------|------|
| 40 | 35C-612 | BOLT | | | 2 |
| 41 | NAP | LEVER | .8725' (22,2 mm) I.D. hole for Ref. HAND CONTROLS (29) - Order 6729956inD1 Lever, Ref. HAND CONTR OLS(28) (619021inD1 Washer) & R | | 2 |
| 41 | 6729956 | LEVER | 1.0425 (26,5 mm) I.D. hole for Ref. HAND CONTROL S(29) | | 2 |
| 42 | 17C-680 | BOLT | | | 1 |
| 43 | 6715164 | SLEEVE | | | 1 |
| 44 | 6715163 | BUSHING | | | 3 |

HYDROSTATIC MOTOR



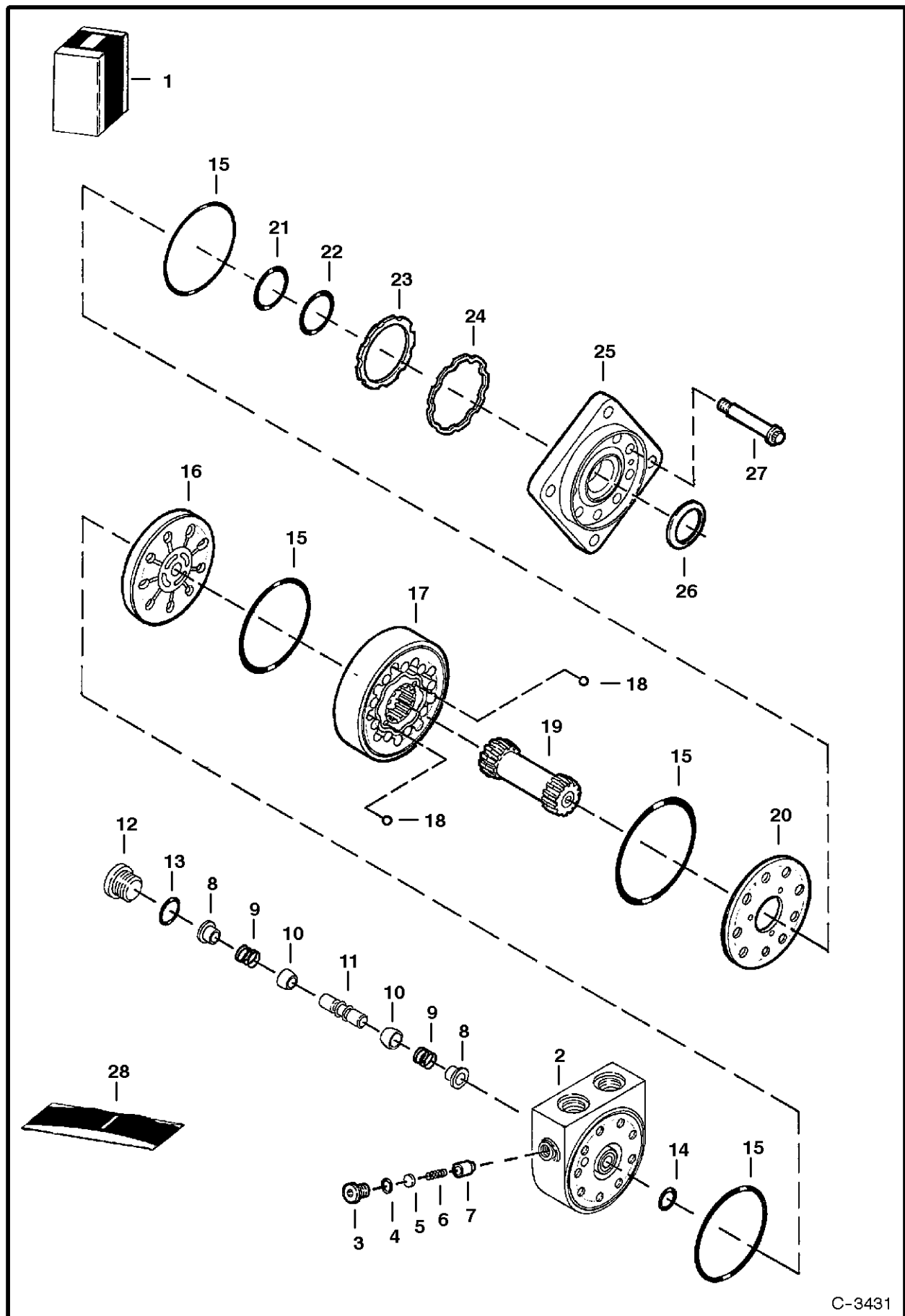
D-2124

HYDROSTATIC MOTOR

Page : 1

| Ref.N° | Part N° | Description | Remarks | Serial N° | Qty. |
|--------|-----------|-------------|--|-----------|------|
| 1 | 6722426 | MOTOR KIT | Ref. HYDROSTATIC MOTOR(2)-HYDROSTATIC MOTOR(27) - Model 114-1065-005 | | 1 |
| 2 | 6513528 | HOUSING | mounting | | 1 |
| 3 | 6513524 | O-RING | | | 2 |
| 4 | 6659489 | DRIVE | | | 1 |
| 5 | 6632272 | O-RING | | | 2 |
| 6 | 6659491 | GEROLER | | | 1 |
| 7 | 6661809 | PLATE | valve | | 1 |
| 8 | 6513518 | DRIVE | valve | | 1 |
| 9 | 6513519 | VALVE | | | 1 |
| 10 | 6658757 | PLATE | balance assy. | | 1 |
| 11 | 6513520 | SEAL | face - Outer | | 1 |
| 12 | 6513529 | SEAL | face - Inner | | 1 |
| 13 | 6190121 | SPRING | | | 3 |
| 14 | 25K-20010 | O-RING | | | 1 |
| 15 | 58K-44 | O-RING | | | 1 |
| 16 | 6665118 | HOUSING | valve | | 1 |
| 17 | 6659488 | SCREW | | | 2 |
| 18 | 6659487 | BOLT | | | 2 |
| 19 | 6513799 | O-RING | | | 1 |
| 20 | 6513539 | PLUG | | | 1 |
| 21 | 6513800 | O-RING | | | 1 |
| 22 | 6513533 | SPRING | | | 2 |
| 23 | 6513532 | POPPET | | | 2 |
| 24 | 6513510 | PISTON | | | 1 |
| 25 | 6632271 | PLUG | | | 2 |
| 26 | 6513681 | BEARING | bronze | | 1 |
| 27 | 6561218 | SHUTTLE | | | 2 |
| 28 | 25K-30508 | O-RING | not part of seal kit-See Page DRIVE TRAIN(1) | | 1 |
| 29 | 79K-6 | O-RING | | | 2 |
| 30 | 90KV-2 | PLUG | W/Ref. HYDROSTATIC MOTOR(31) - Was 6632270 [A] | | 1 |
| 31 | 79K-3 | O-RING | flat boss face | | 1 |
| 31 | 95K-3 | O-RING | tapered boss face | | 1 |
| 32 | 6660256 | SEAL KIT | Ref. HYDROSTATIC MOTOR(3), HYDROSTATIC MOTOR(5), HYDROSTATIC MOTOR(11), HYDROSTATIC MOTOR(12), HYDROSTATIC MOTOR(14), HYDROSTATI | | 1 |

HYDROSTATIC MOTOR




C-3431

HYDROSTATIC MOTOR

| Ref.N° | Part N° | Description | Remarks | Serial N° | Qty. |
|--------|---------|-------------|--|------------------|------|
| 1 | 6668110 | MOTOR | Ref. HYDROSTATIC MOTOR(2)-HYDROSTATIC MOTOR(27) - Model 161-0001-02 | 5096 39899-43760 | 1 |
| 1 | | | | 5096 16505-16767 | 1 |
| 1 | 6671617 | MOTOR | Ref. HYDROSTATIC MOTOR(2)-HYDROSTATIC MOTOR(27) - Model 161-0028-02 | 5096 43761 & Abv | 1 |
| 1 | | | | 5096 16768-34999 | 1 |
| 2 | 6669442 | HOUSING | W/Ref. HYDROSTATIC MOTOR(3)-HYDROSTATIC MOTOR(7) | | 1 |
| 3 | 6668079 | PLUG | W/Ref. HYDROSTATIC MOTOR(4) | | 1 |
| 4 | 79K-5 | O-RING | | | 1 |
| 5 | 6668080 | SHIM | | | x |
| 6 | 6669444 | SPRING | | | 1 |
| 7 | 6668082 | POPPET | | | 1 |
| 8 | 6561218 | SHUTTLE | | | 2 |
| 9 | 6513533 | SPRING | | | 2 |
| 10 | 6513532 | POPPET | | | 2 |
| 11 | 6668088 | PISTON | shuttle | | 1 |
| 12 | 6668089 | PLUG | W/Ref. HYDROSTATIC MOTOR(13) | | 1 |
| 13 | 79K-6 | O-RING | | | 1 |
| 14 | 6669452 | O-RING | | | 1 |
| 15 | 6669446 | O-RING | | | 4 |
| 16 | 6669447 | PLATE | valve | | 1 |
| 17 | 6669468 | GEROLER | For Model 161-0001-02 Motor | | 1 |
| 17 | 6672126 | GEROLER | For Model 161-0028-02 Motor | | 1 |
| 18 | 6651542 | BALL | | | 2 |
| 19 | 6669469 | SHAFT | | | 1 |
| 20 | 6669448 | PLATE | balance | | 1 |
| 21 | 6669450 | RING | backup | | 1 |
| 22 | 6669449 | O-RING | | | 1 |
| 23 | 6669453 | SEAL | | | 1 |
| 24 | 6669454 | RING | backup | | 1 |
| 25 | 6669451 | FLANGE | mounting | | 1 |
| 26 | 6664815 | SEAL | | | 1 |
| 27 | 6669470 | BOLT | | | 9 |
| 28 | 6669455 | SEAL KIT | W/Ref. HYDROSTATIC MOTOR(4), HYDROSTATIC MOTOR(13), HYDROSTATIC MOTOR(14), HYDROSTATIC MOTOR(21)-HYDROSTATIC MOTOR(24) & HYDROST | | 1 |

DealerNation Quality Equipment Manuals - dealernation@aol.com



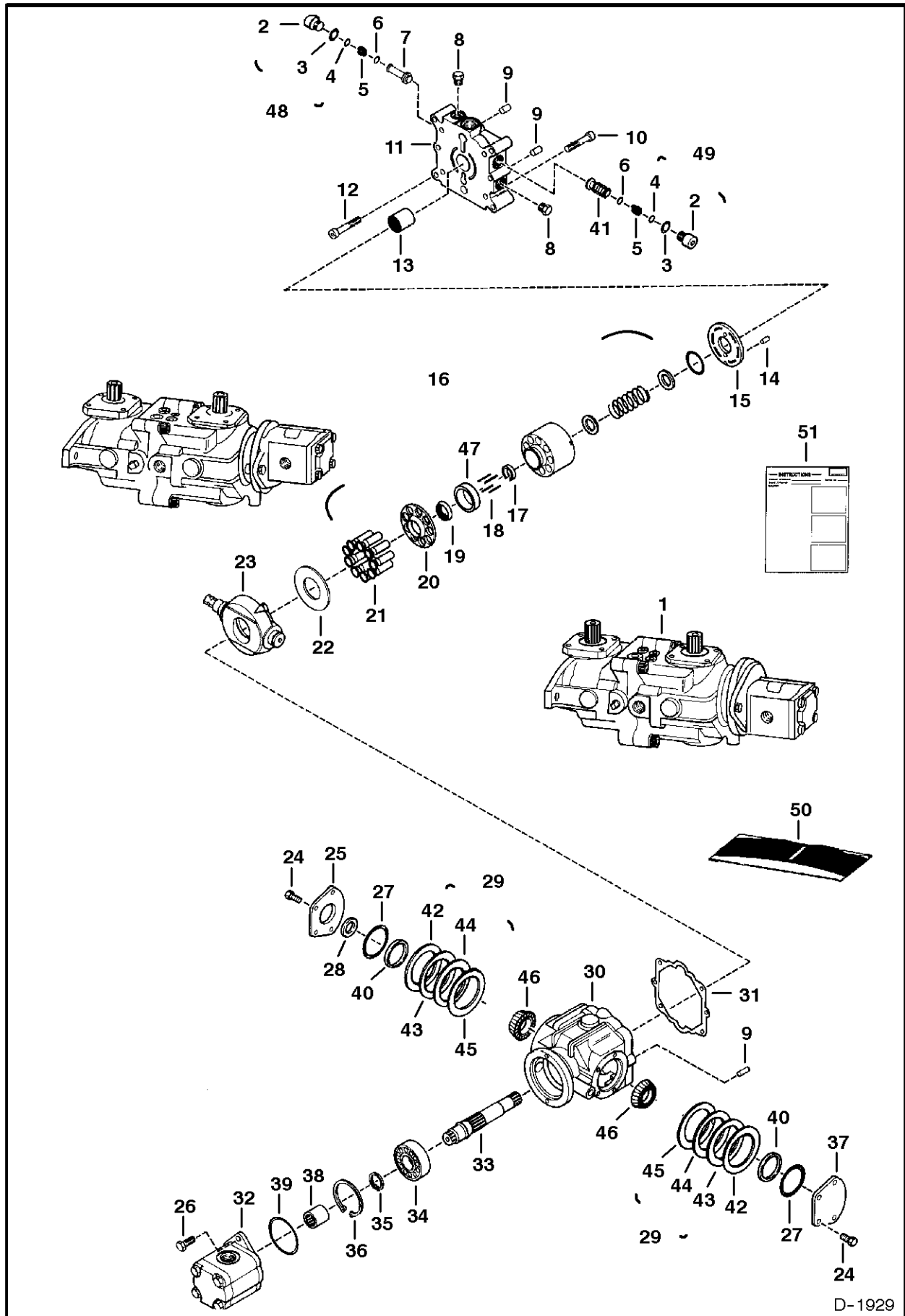
HYDROSTATIC PUMP

| Ref.N° | Part N° | Description | Remarks | Serial N° | Qty. |
|--------|---------|-------------|--|-----------|------|
| 1 | NAP | PUMP | W/Gear Pump - M91-35916 - Order 6662349inD1}< Pump this page or 6669464inD1}: Pump on Page HYDROSTATIC PUMP(1) - Pump is shown i | | 1 |
| 1 | 6662349 | PUMP | remanufactured - W/Gear Pump | | 1 |
| 2 | 6652019 | SNAP RING | | | 1 |
| 3 | 6657074 | ADAPTER | | | 1 |
| 4 | 6650626 | SEAL | | | 1 |
| 5 | 6660814 | O-RING | | | 2 |
| 6 | 6650641 | SNAP RING | | | 1 |
| 7 | 6650640 | BEARING | | | 1 |
| 8 | 6J-807 | KEY | | | 1 |
| 9 | 6650671 | SHAFT | W/Ref. HYDROSTATIC PUMP(8) | | 1 |
| 10 | 47K-8 | PLUG | W/ O-ring | | 2 |
| 10 | 79K-12 | O-RING | | | 2 |
| 11 | 6660815 | SHIM KIT | Ref. HYDROSTATIC PUMP(51)-HYDROSTATIC PUMP(54) | | 2 |
| 12 | 6673881 | SEAL | Was 6650639 [A] | | 1 |
| 13 | 6657079 | O-RING | | | 1 |
| 14 | 6657067 | COVER | | | 1 |
| 15 | 6650668 | BOLT | | | 8 |
| 16 | 6657076 | HOUSING | | | 1 |
| 17 | 6518460 | PIN | | | 2 |
| 18 | 6650634 | GASKET | | | 1 |
| 19 | 6650675 | COUPLER | | | 1 |
| 20 | 6657068 | COVER | | | 1 |
| 21 | NAP | SWASH PLATE | Order 6671907 Kit - Was 6659583 [A] | | 1 |
| 21 | 6671907 | SWASH PLATE | Swash Plate | | 1 |
| 22 | 6650627 | PLATE | thrust | | 1 |
| 23 | NAP | PISTON | Order Ref. HYDROSTATIC PUMP(28) | | 9 |
| 24 | NAP | GUIDE | Order Ref. HYDROSTATIC PUMP(28) | | 1 |
| 25 | NAP | GUIDE | Order Ref. HYDROSTATIC PUMP(28) | | 1 |
| 26 | 6650629 | PIN | | | 4 |
| 27 | 6650630 | RETAINER | | | 1 |
| 28 | 6661758 | BLOCK ASSY. | W/Ref. HYDROSTATIC PUMP(23)-HYDROSTATIC PUMP(27) | | 1 |
| 29 | 6666290 | PLATE | valve - Was 6650672 [C] | | 1 |
| 30 | 6650636 | PIN | | | 1 |
| 31 | NAP | PLUG | Order Ref. HYDROSTATIC PUMP(57) or HYDROSTATIC PUMP(58) - Was 6657070 [A] | | 2 |
| 32 | 6657028 | O-RING | | | 2 |
| 33 | 79K-8 | O-RING | | | 2 |
| 34 | NAP | SPRING | Order Ref. HYDROSTATIC PUMP(57) or HYDROSTATIC PUMP(58) - Was 6650656 [A] | | 2 |
| 35 | NAP | SNAP RING | Order Ref. HYDROSTATIC PUMP(57) or HYDROSTATIC PUMP(58) - Was 6657071 [A] | | 2 |
| 36 | NAP | CHECK VALVE | Order Ref. HYDROSTATIC PUMP(57) - Was 6650669 [A] | | 1 |
| 37 | 6650652 | RELIEF | charge | | 1 |
| 38 | 6658301 | SPRING | | | 1 |
| 39 | 6658302 | SHIM | .010 mm | | x |
| 39 | 6650649 | SHIM | .020 mm | | x |
| 39 | 6650650 | SHIM | .050 mm | | x |

HYDROSTATIC PUMP

| Ref.N° | Part N° | Description | Remarks | Serial N° | Qty. |
|--------|---------|--------------|---|-----------|------|
| 40 | 6650648 | PLUG | W/Ref. HYDROSTATIC PUMP(41) | | 1 |
| 41 | 79K-10 | O-RING | | | 1 |
| 42 | 6645086 | PLUG | | | 2 |
| 43 | 6650635 | BEARING | | | 1 |
| 44 | 6650670 | CAP | | | 1 |
| 45 | 6645081 | O-RING | | | 1 |
| 46 | 6650646 | O-RING | | | 1 |
| 47 | 6659582 | SPACER | | | x |
| 48 | 6650637 | BOLT | | | 4 |
| 49 | 6650647 | O-RING | | | 1 |
| 50 | NAP | RELIEF VALVE | 5000 PSI - Order Ref. HYDROSTATIC PUMP(58) - Was 6658300 [A] | | 1 |
| 51 | 6659578 | SHIM | .003 | | x |
| 52 | 6659579 | SHIM | .005 | | x |
| 53 | 6659580 | SHIM | .010 | | x |
| 54 | 6659581 | SHIM | .020 | | x |
| 55 | 6660117 | BEARING | W/cup - .55 cup .71 bearing - Use W/Ref. HYDROSTATIC PUMP(21) (NAP/6659583 Swash Plate) | | 2 |
| 55 | 6669411 | BEARING | W/cup - .67 cup .83 bearing - Use W/Ref. HYDROSTATIC PUMP(21) (6671907 Swash Plate Kit) | | 2 |
| 56 | 6666338 | WASHER | | | 1 |
| 57 | 6670684 | CHECK VALVE | | | 1 |
| 58 | 6670685 | RELIEF VALVE | | | 1 |
| 59 | 6671516 | SEAL KIT | Ref. HYDROSTATIC PUMP(4), HYDROSTATIC PUMP(5), HYDROSTATIC PUMP(12), HYDROSTATIC PUMP(13), HYDROSTATIC PUMP(18), HYDROSTATIC PUMP | | 1 |
| 60 | 6722075 | INSTRUCTIONS | | | 1 |

HYDROSTATIC PUMP



D-1929

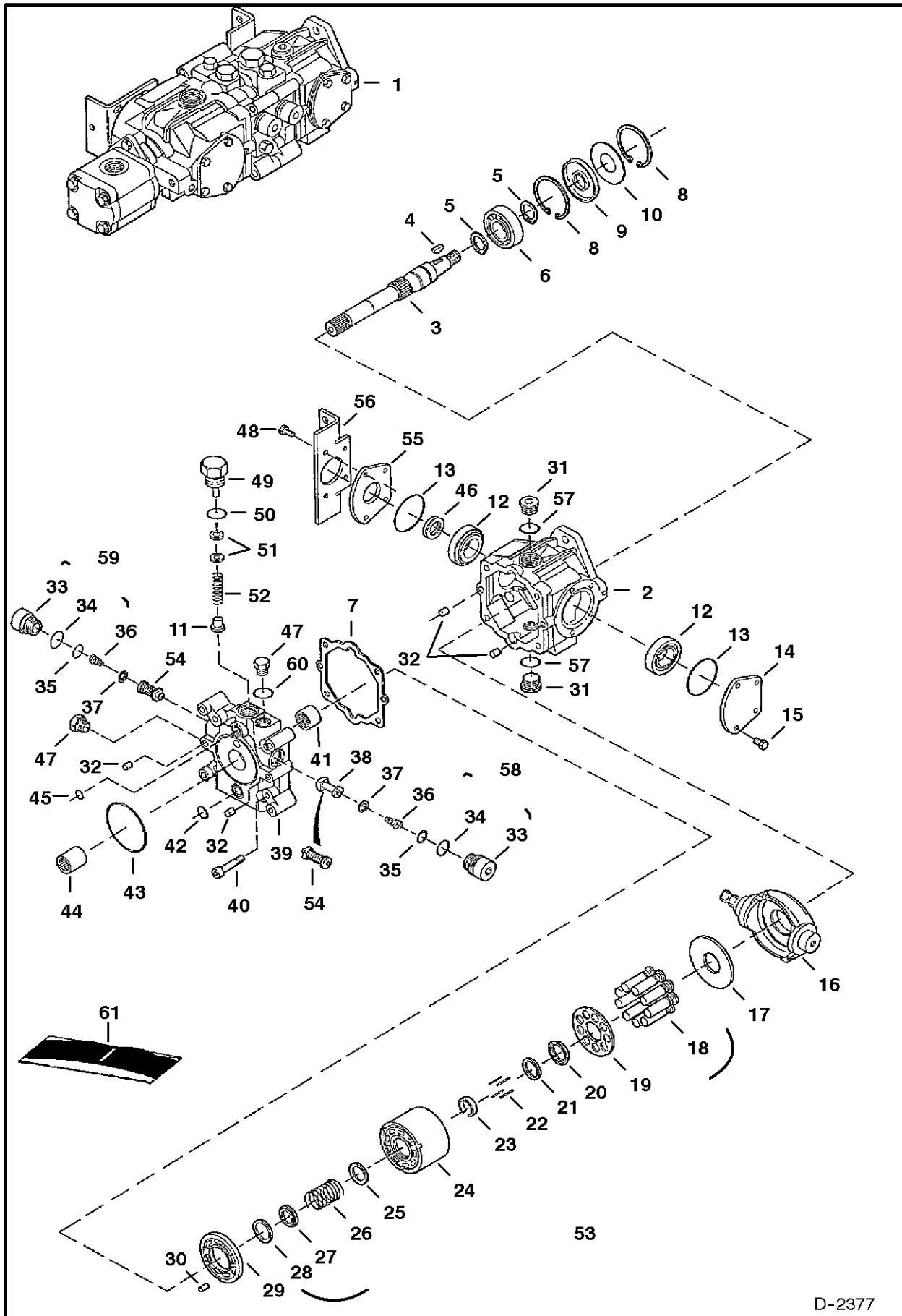
HYDROSTATIC PUMP

| Ref.N° | Part N° | Description | Remarks | Serial N° | Qty. |
|--------|---------|--------------|--|-----------|------|
| 1 | NAP | PUMP | W/Gear Pump - M91-35916 - Order 6662349inD1}< Pump this page or 6669464inD1}: Pump on Page HYDROSTATIC PUMP(1) - Pump is shown i | | 1 |
| 1 | 6662349 | PUMP | remanned - W/Gear Pump | | 1 |
| 2 | NAP | PLUG | Order Ref. HYDROSTATIC PUMP(48) or HYDROSTA TIC PUMP(49) - Was 6657070 [A] | | 2 |
| 3 | 6657028 | O-RING | | | 2 |
| 4 | 79K-8 | O-RING | | | 2 |
| 5 | NAP | SPRING | Order Ref. HYDROSTATIC PUMP(48) or HYDROSTA TIC PUMP(49) - Was 6650656 [A] | | 2 |
| 6 | NAP | SNAP RING | Order Ref. HYDROSTATIC PUMP(48) or HYDROSTA TIC PUMP(49) - Was 6657071 [A] | | 2 |
| 7 | NAP | CHECK VALVE | Order Ref. HYDROSTATIC PUMP(48) - Was 6650669 [A] | | 2 |
| 8 | 6645086 | PLUG | Was 6657081 [B] | | 2 |
| 9 | 6518460 | PIN | | | 4 |
| 10 | 6650637 | BOLT | | | 4 |
| 11 | 6650653 | END CAP | | | 1 |
| 12 | 6652018 | BOLT | | | 4 |
| 13 | 6650635 | BEARING | | | 1 |
| 14 | 6650636 | PIN | | | 1 |
| 15 | 6666291 | VALVE PLATE | Was 6650673 [C] | | 1 |
| 16 | 6661758 | BLOCK ASSY. | W/Ref. HYDROSTATIC PUMP(17)-HYDROSTATIC PUMP(21) | | 1 |
| 17 | 6650630 | RETAINER | | | 1 |
| 18 | 6650629 | PIN | | | 4 |
| 19 | NAP | GUIDE | Order Ref. HYDROSTATIC PUMP(16) | | 1 |
| 20 | NAP | GUIDE | Order Ref. HYDROSTATIC PUMP(16) | | 1 |
| 21 | NAP | PISTON | Order Ref. HYDROSTATIC PUMP(16) | | 9 |
| 22 | 6650627 | PLATE | thrust | | 1 |
| 23 | NAP | SWASH PLATE | Order 6671907inD1}> Kit - Was 6659583 [A] | | 1 |
| 23 | 6671907 | SWASH PLATE | Swash Plate | | 1 |
| 24 | 6650668 | BOLT | | | 8 |
| 25 | 6657067 | COVER | | | 1 |
| 26 | 6666339 | BOLT | Was 6650679 [A] | | 2 |
| 27 | 6660814 | O-RING | | | 2 |
| 28 | 6673881 | SEAL | Was 6650639 [A] | | 1 |
| 29 | 6660815 | SHIM KIT | Ref. HYDROSTATIC PUMP(42) - HYDROSTATIC PUMP(45) | | 2 |
| 30 | 6657077 | HOUSING | | | 1 |
| 31 | 6650634 | GASKET | | | 1 |
| 32 | | PUMP | gear - See Page GEAR PUMP(1) | | 1 |
| 33 | 6650645 | SHAFT | | | 1 |
| 34 | 6650640 | BEARING | | | 1 |
| 35 | 6650641 | SNAP RING | | | 1 |
| 36 | 6652019 | SNAP RING | | | 1 |
| 37 | 6657068 | COVER | | | 1 |
| 38 | 6650677 | COUPLING | | | 1 |
| 39 | 6645080 | O-RING | O.D. of Ref. HYDROSTATIC PUMP(32) | | 1 |
| 40 | 6659582 | SPACER | | | 2 |
| 41 | NAP | RELIEF VALVE | 5000 PSI - Order Ref. HYDROSTATIC PUMP(49) - Was 6658300 [A] | | 1 |
| 42 | 6659578 | SHIM | .003 | | x |

HYDROSTATIC PUMP

| Ref.N° | Part N° | Description | Remarks | Serial N° | Qty. |
|--------|---------|--------------|--|-----------|------|
| 43 | 6659579 | SHIM | .005 | | x |
| 44 | 6659580 | SHIM | .010 | | x |
| 45 | 6659581 | SHIM | .020 | | x |
| 46 | 6660117 | BEARING | W/cup - .55 cup .71 bearing - W/Ref. HYDROSTATIC PUMP(23) (NAP/6659583 Swash Plate) | | 2 |
| 46 | 6669411 | BEARING | W/cup - .67 cup .83 bearing - W/Ref. HYDROSTATIC PUMP(23) (6671907 Swash Plate Kit) | | 2 |
| 47 | 6666338 | WASHER | | | 2 |
| 48 | 6670684 | CHECK VALVE | | | 1 |
| 49 | 6670685 | RELIEF VALVE | | | 1 |
| 50 | NAP | SEAL KIT | Ref. HYDROSTATIC PUMP(3), HYDROSTATIC PUMP(4), HYDROSTATIC PUMP(27), HYDROSTATIC PUMP(28), HYDROSTATIC PUMP(31) & HYDROSTATIC PU | | 1 |
| 50 | 6671516 | SEAL KIT | Ref. HYDROSTATIC PUMP(3), HYDROSTATIC PUMP(4), HYDROSTATIC PUMP(27), HYDROSTATIC PUMP(28), HYDROSTATIC PUMP(31) & HYDROSTATIC PU | | 1 |
| 51 | 6722075 | INSTRUCTIONS | | | 1 |

HYDROSTATIC PUMP **4355049, 4355066, 4355047, 4355065 & 4445050**



D-2377

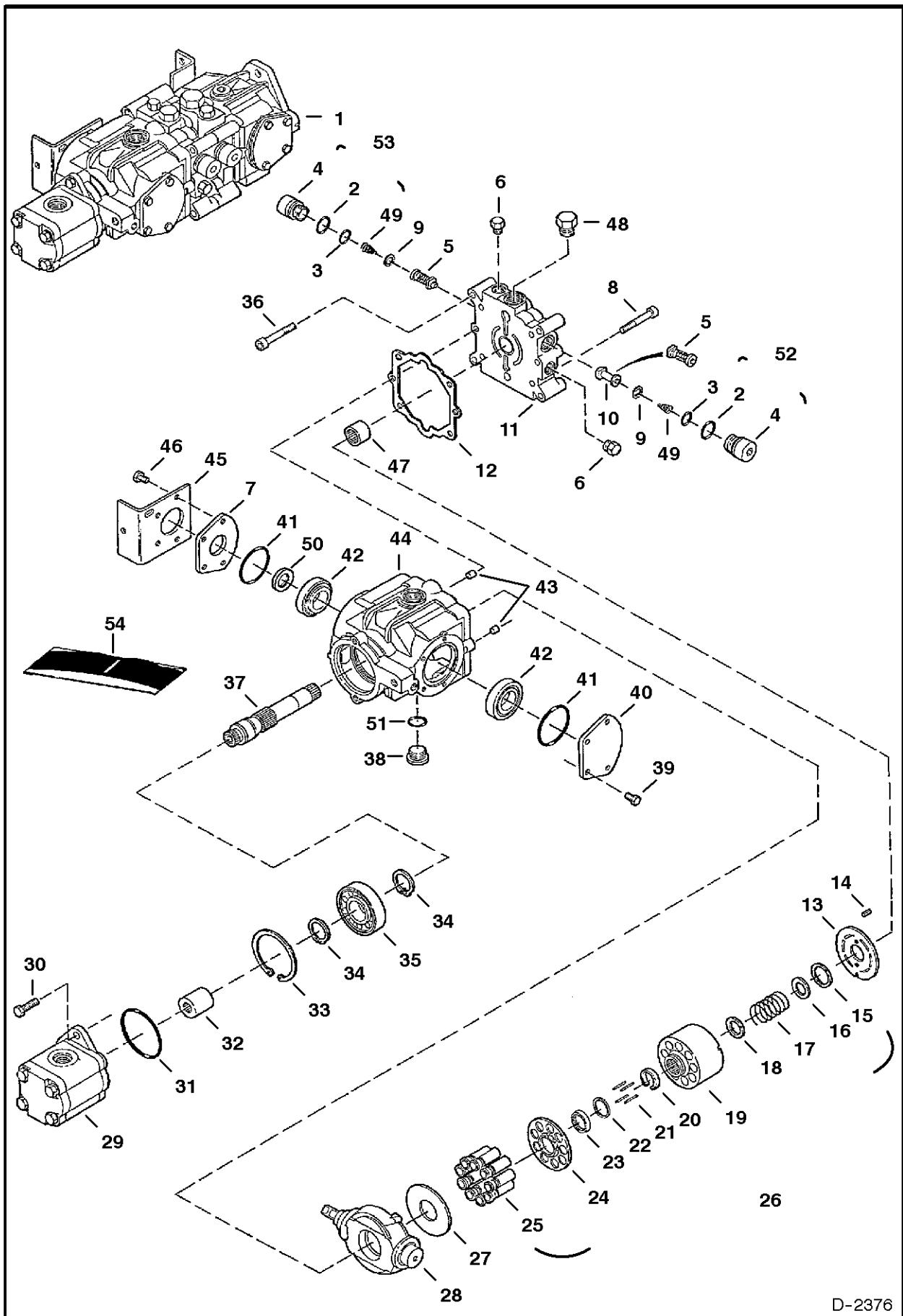
HYDROSTATIC PUMP

| Ref.N° | Part N° | Description | Remarks | Serial N° | Qty. |
|--------|---------|-------------|---|------------------|------|
| 1 | NAP | PUMP | Complete W/Gear Pump - gray - Model 4355049 - Order 6669464inD1}: Pump - Was 6669011 [A] | | 1 |
| 1 | 6669464 | PUMP | Complete W/Gear Pump - gray - Model 4355066 | 5096 35001-45812 | 1 |
| 1 | 6671019 | PUMP | remanufactured | | 1 |
| 1 | NAP | PUMP | Complete W/Gear Pump - black- Model 4355047 - Export - Order 6671019inD1}! Pump - Was 6669014 [A] | | 1 |
| 1 | NAP | PUMP | Complete W/Gear Pump - black- Model 4355065 - Export - Order 6671019inD1}! Pump - Was 6669465 [A] | | 1 |
| 1 | NAP | PUMP | Order 6671019inD1}! Pump - Was 6669465REM [A] | 5096 16791 & Bel | 1 |
| 1 | 6672051 | PUMP | Model 4445050 | 5096 16792-34999 | 1 |
| 1 | | | | 5096 45813 & Abv | 1 |
| 2 | 6669402 | HOUSING | | | 1 |
| 3 | 6669408 | SHAFT | | | 1 |
| 4 | 6J-807 | KEY | | | 1 |
| 5 | 658128 | SNAP RING | | | 2 |
| 6 | 654299 | BEARING | | | 1 |
| 7 | 6650634 | GASKET | | | 1 |
| 8 | 669863 | SNAP RING | | | 2 |
| 9 | 6645090 | SEAL | | | 1 |
| 10 | 6669409 | WASHER | | | 1 |
| 11 | 6650652 | RELIEF | charge relief | | 1 |
| 12 | 6669411 | BEARING | | | 2 |
| 13 | 6660814 | O-RING | | | 2 |
| 14 | 6657068 | COVER | | | 2 |
| 15 | 6650668 | BOLT | | | 4 |
| 16 | 6669404 | SWASH PLATE | Models 4355049, 4355066, 4355047, 4355065 | | 1 |
| 16 | 6671513 | SWASH PLATE | Model 4445050 | | 1 |
| 17 | 6650627 | PLATE | | | 1 |
| 18 | NAP | PISTON ASSY | Order Ref. HYDROSTATIC PUMP(53) | | 1 |
| 19 | NAP | RETAINER | Order Ref. HYDROSTATIC PUMP(53) | | 1 |
| 20 | NAP | RETAINER | guide - Order Ref. HYDROSTATIC PUMP(53) | | 1 |
| 21 | 6666338 | WASHER | | | 1 |
| 22 | 6650629 | PIN | | | 4 |
| 23 | 6650630 | RETAINER | | | 1 |
| 24 | NAP | BLOCK | Order Ref. HYDROSTATIC PUMP(53) | | 1 |
| 25 | NAP | WASHER | Order Ref. HYDROSTATIC PUMP(53) | | 1 |
| 26 | NAP | SPRING | Order Ref. HYDROSTATIC PUMP(53) | | 1 |
| 27 | NAP | WASHER | Order Ref. HYDROSTATIC PUMP(53) | | 1 |
| 28 | NAP | WASHER | Order Ref. HYDROSTATIC PUMP(53) | | 1 |
| 29 | 6669401 | VALVE PLATE | Models 4355049, 4355066, 4355047, 4355065 | | 1 |
| 29 | 6671515 | VALVE PLATE | Model 4445050 | | 1 |
| 30 | 6650636 | PIN | | | 1 |
| 31 | 47K-8 | PLUG | W/Ref. HYDROSTATIC PUMP(57) | | 2 |
| 32 | 6518460 | PIN | | | 4 |
| 33 | NAP | PLUG | Order Ref. HYDROSTATIC PUMP(58) or HYDROSTATIC PUMP(59) | | 2 |
| 34 | 6657028 | O-RING | | | 2 |
| 35 | 79K-8 | O-RING | | | 2 |
| 36 | NAP | SPRING | Order Ref. HYDROSTATIC PUMP(58) or HYDROSTATIC PUMP(59) | | 2 |

HYDROSTATIC PUMP

| Ref.N° | Part N° | Description | Remarks | Serial N° | Qty. |
|--------|---------|--------------|---|-----------|------|
| 37 | NAP | RETAINER | Order Ref. HYDROSTATIC PUMP(58) or HYDROSTATIC PUMP(59) | | 2 |
| 38 | NAP | CHECK VALVE | poppet - Order Ref. HYDROSTATIC PUMP(58) | | 1 |
| 39 | 6669406 | END PLATE | | | 1 |
| 40 | 6650637 | BOLT | | | 4 |
| 41 | 6650635 | BEARING | | | 1 |
| 42 | 6650647 | O-RING | | | 1 |
| 43 | 6645081 | O-RING | | | 1 |
| 44 | 6650675 | COUPLER | | | 1 |
| 45 | 6650646 | O-RING | | | 1 |
| 46 | 6673881 | SEAL | Was 6650639 [A] | | 1 |
| 47 | 6645086 | PLUG | W/Ref. HYDROSTATIC PUMP(60) | | 2 |
| 48 | 1CM-820 | BOLT | Models 4355049, 4355066, 4355047, 4355065 | | 4 |
| 48 | 6671518 | BOLT | Model 4445050 | | 4 |
| 49 | 6650648 | PLUG | charge relief | | 1 |
| 50 | 79K-10 | O-RING | | | 1 |
| 51 | 6669410 | SHIM KIT | charge relief | | 1 |
| 52 | 6658301 | SPRING | | | 1 |
| 53 | 6661758 | BLOCK ASSY. | W/Ref. HYDROSTATIC PUMP(18) - HYDROSTATIC PUMP(28) -Models 4355049, 4355066, 4355047, 4355065 | | 1 |
| 53 | 6671512 | BLOCK ASSY | Model 4445050 | | 1 |
| 54 | NAP | RELIEF VALVE | 5000 PSI (345 bar) for Pump Model 4355049 & 4355047 - Order Ref. HYDROSTATIC PUMP(59) | | 1 |
| 54 | NAP | RELIEF VALVE | 5000 PSI (345 bar) for Pump Model 4355066 & 4355065 - Order Ref. HYDROSTATIC PUMP(59) | | 2 |
| 55 | 6657067 | COVER | | | 1 |
| 56 | 6706096 | MOUNT | | | 1 |
| 57 | 79K-12 | O-RING | | | 2 |
| 58 | 6670684 | CHECK VALVE | | | 1 |
| 59 | 6670685 | RELIEF VALVE | Models 4355049, 4355066, 4355047, 4355065 | | 1 |
| 59 | 6671510 | RELIEF VALVE | Model 4445050 | | 1 |
| 60 | 6661481 | O-RING | | | 2 |
| 61 | NAP | SEAL KIT | Ref. HYDROSTATIC PUMP(7), HYDROSTATIC PUMP(9), HYDROSTATIC PUMP(13), HYDROSTATIC PUMP(34), HYDROSTATIC PUMP(35), HYDROSTATIC PUMP | | 1 |
| 61 | 6671516 | SEAL KIT | Ref. HYDROSTATIC PUMP(7), HYDROSTATIC PUMP(9), HYDROSTATIC PUMP(13), HYDROSTATIC PUMP(34), HYDROSTATIC PUMP(35), HYDROSTATIC PUMP | | 1 |

HYDROSTATIC PUMP **4355049, 4355066, 4355047, 4355065 & 4445050**



D-2376

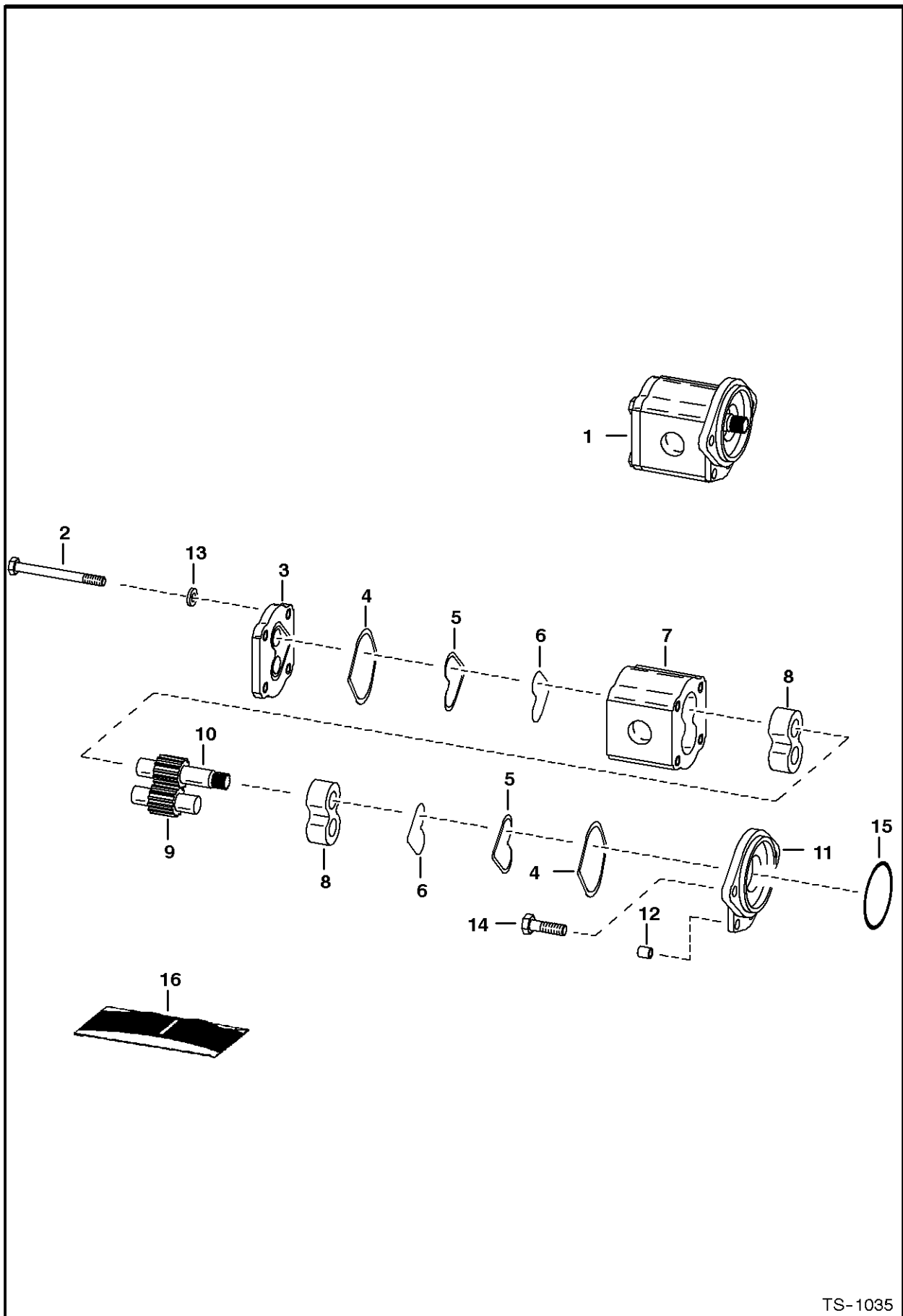
HYDROSTATIC PUMP

| Ref.N° | Part N° | Description | Remarks | Serial N° | Qty. |
|--------|------------|--------------|---|------------------|------|
| 1 | NAP | PUMPV | Complete W/Gear Pump - gray - Model 4355049 - Order 6669464inD1): Pump - Was 6669011 [A] | | 1 |
| 1 | 6669464 | PUMP | Complete W/Gear Pump - gray - Model 4355066 | 5096 35001-45812 | 1 |
| 1 | | | | | 1 |
| 1 | NAP | PUMP | Complete W/Gear Pump - black- Model 4355047 - Export - Order 6669465REMinD13 Pump - Was 6669014 [A] | | 1 |
| 1 | NAP | PUMP | Complete W/Gear Pump - black- Model 4355065 - Export - Order 6669465REMinD13 Pump - Was 6669465 [A] | | 1 |
| 1 | 6669465REM | PUMP | | 5096 16791 & Bel | 1 |
| 1 | 6672051 | PUMP | Model 4445050 | 5096 16792-34999 | 1 |
| 1 | | | | 5096 45813 & Abv | 1 |
| 2 | 6657028 | O-RING | | | 2 |
| 3 | 79K-8 | O-RING | | | 2 |
| 4 | NAP | PLUG | Order Ref. HYDROSTATIC PUMP(52) or HYDROSTATIC PUMP(53) | | 2 |
| 5 | NAP | RELIEF VALVE | 5000 PSI (345 bar) for Pump Model 4355049 & 4355047 - Order Ref. HYDROSTATIC PUMP(53) | | 1 |
| 5 | NAP | RELIEF VALVE | 5000 PSI (345 bar) for Pump Model 4355066 & 4355065 - Order Ref. HYDROSTATIC PUMP(53) | | 2 |
| 6 | 6645086 | PLUG | | | 4 |
| 7 | 6657067 | COVER | | | 1 |
| 8 | 6650637 | BOLT | | | 2 |
| 9 | NAP | RETAINER | Order Ref. HYDROSTATIC PUMP(52) or HYDROSTATIC PUMP(53) | | 4 |
| 10 | NAP | CHECK VALVE | poppet - Order Ref. HYDROSTATIC PUMP(52) | | 1 |
| 11 | 6669405 | END CAP | | | 1 |
| 12 | 6650634 | GASKET | | | 1 |
| 13 | 6669400 | VALVE PLATE | Models 4355049, 4355066, 4355047, 4355065 | | 1 |
| 13 | 6671514 | VALVE PLATE | Model 4445050 | | 1 |
| 14 | 6650636 | PIN | | | 2 |
| 15 | NAP | RETAINER | Order Ref. HYDROSTATIC PUMP(26) | | 1 |
| 16 | NAP | WASHER | Order Ref. HYDROSTATIC PUMP(26) | | 1 |
| 17 | NAP | SPRING | Order Ref. HYDROSTATIC PUMP(26) | | 1 |
| 18 | NAP | WASHER | Order Ref. HYDROSTATIC PUMP(26) | | 1 |
| 19 | NAP | BLOCK | Order Ref. HYDROSTATIC PUMP(26) | | 1 |
| 20 | 6650630 | RETAINER | | | 1 |
| 21 | 6650629 | PIN | | | 4 |
| 22 | 6666338 | WASHER | | | 1 |
| 23 | NAP | RETAINER | Order Ref. HYDROSTATIC PUMP(26) | | 1 |
| 24 | NAP | RETAINER | Order Ref. HYDROSTATIC PUMP(26) | | 1 |
| 25 | NAP | PISTON ASSY | Order Ref. HYDROSTATIC PUMP(26) | | 1 |
| 26 | 6661758 | BLOCK ASSY. | Ref. HYDROSTATIC PUMP(15) - HYDROSTATIC PUMP(25) - Models 4355049, 4355066, 4355047, 4355065 | | 1 |
| 26 | 6671512 | BLOCK ASSY | Model 4445050 | | 1 |
| 27 | 6650627 | PLATE | | | 1 |
| 28 | 6669404 | SWASH PLATE | Models 4355049, 4355066, 4355047, 4355065 | | 1 |
| 28 | 6671513 | SWASH PLATE | Model 4445050 | | 1 |
| 29 | | GEAR PUMP | for Pump Models 4355049, 4355066, 4355047 & 4355065 - See Page GEAR PUMP(1) | | 1 |
| 29 | | GEAR PUMP | for Pump Model 4445050 - See Page GEAR PUMP(1) | | 1 |
| 30 | 6666339 | BOLT | | | 2 |

HYDROSTATIC PUMP

| Ref.N° | Part N° | Description | Remarks | Serial N° | Qty. |
|--------|---------|--------------|---|-----------|------|
| 31 | 6645080 | O-RING | Was 6669412 [A] | | 1 |
| 32 | 6650677 | COUPLING | Models 4355049, 4355066, 4355047, 4355065 | | 1 |
| 32 | 6671509 | COUPLER | Model 4445050 - Was 6671519 [B,D] | | 1 |
| 33 | 669863 | SNAP RING | | | 1 |
| 34 | 658128 | SNAP RING | | | 2 |
| 35 | 654299 | BEARING | | | 1 |
| 36 | 6652018 | BOLT | | | 4 |
| 37 | 6669407 | SHAFT | | | 1 |
| 38 | 47K-8 | PLUG | W/Ref. HYDROSTATIC PUMP(51) | | 1 |
| 39 | 6650668 | BOLT | | | 4 |
| 40 | 6657068 | COVER | | | 1 |
| 41 | 6660814 | O-RING | | | 2 |
| 42 | 6669411 | BEARING | | | 2 |
| 43 | 6518460 | PIN | | | 2 |
| 44 | 6669403 | HOUSING | | | 1 |
| 45 | 6576196 | BRACKET | | | 1 |
| 46 | 1CM-820 | BOLT | Models 4355049, 4355066, 4355047, 4355065 | | 4 |
| 46 | 6650668 | BOLT | Model 4445050 | | 4 |
| 47 | 6650635 | BEARING | | | 1 |
| 48 | 6645086 | PLUG | | | 1 |
| 49 | NAP | SPRING | Order Ref. HYDROSTATIC PUMP(52) or HYDROSTATIC PUMP(53) | | 2 |
| 50 | 6673881 | SEAL | | | 1 |
| 51 | 79K-12 | O-RING | | | 1 |
| 52 | 6670684 | CHECK VALVE | | | 1 |
| 53 | 6670685 | RELIEF VALVE | Models 4355049, 4355066, 4355047, 4355065 | | 1 |
| 53 | 6671510 | RELIEF VALVE | Model 4445050 | | 1 |
| 54 | NAP | SEAL KIT | Ref. HYDROSTATIC PUMP(2), HYDROSTATIC PUMP(3), HYDROSTATIC PUMP(12) & HYDROSTATIC PUMP(41) - Also includes HYDROSTATIC PUMP(7), | | 1 |
| 54 | 6671516 | SEAL KIT | Ref. HYDROSTATIC PUMP(2), HYDROSTATIC PUMP(3), HYDROSTATIC PUMP(12) & HYDROSTATIC PUMP(41) - Also includes HYDROSTATIC PUMP(7), | | 1 |

GEAR PUMP



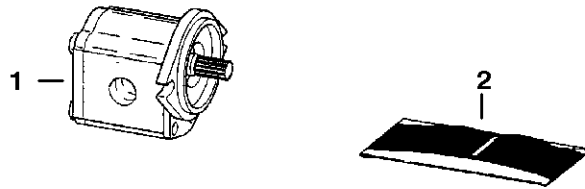
TS-1035

GEAR PUMP

Page : 1

| Ref.N° | Part N° | Description | Remarks | Serial N° | Qty. |
|--------|---------|-------------|---|-----------|------|
| 1 | NAP | PUMP | Model B5501-30574 - For Pump Model M91-35916 - Order 6669385 Pump- Was 6650678 [A] | | 1 |
| 1 | NAP | PUMP | Model B5501-34727 - Mounts to Pump Models 43550 47 & 4355065 - Order 6669385 Pump - Was 6667723 [A] | | 1 |
| 1 | 6669385 | PUMP | Model B5501-36006 - For Pump Models 4355049 & 4355066 | | 1 |
| 2 | NSS | BOLT | | | 4 |
| 3 | 6655415 | COVER | | | 1 |
| 4 | NSS | O-RING | seal | | 2 |
| 5 | NSS | SEAL | | | 2 |
| 6 | NSS | RING | | | 2 |
| 7 | NSS | BODY | | | 1 |
| 8 | NSS | BEARING | | | 2 |
| 9 | NSS | GEAR | idler | | 1 |
| 10 | NSS | GEAR | drive | | 1 |
| 11 | 6655418 | COVER | | | 1 |
| 12 | NSS | DOWEL | | | 2 |
| 13 | NSS | WASHER | | | 4 |
| 14 | 6650679 | BOLT | | | 2 |
| 15 | 6645080 | O-RING | O.D. of pump | | 1 |
| 16 | 6666340 | SEAL KIT | Ref. GEAR PUMP(4)-GEAR PUMP(6) - For Pump Model B5501-30574 - Was 6655421 [A] | | 1 |
| 16 | 6671041 | SEAL KIT | Ref. GEAR PUMP(4)-GEAR PUMP(6) - For Pump Model B5501-34727 | | 1 |
| 16 | 6671042 | SEAL KIT | Ref. GEAR PUMP(4)-GEAR PUMP(6) - For Pump Model B5501-36006 - Was 6666340 [A] | | 1 |

GEAR PUMP

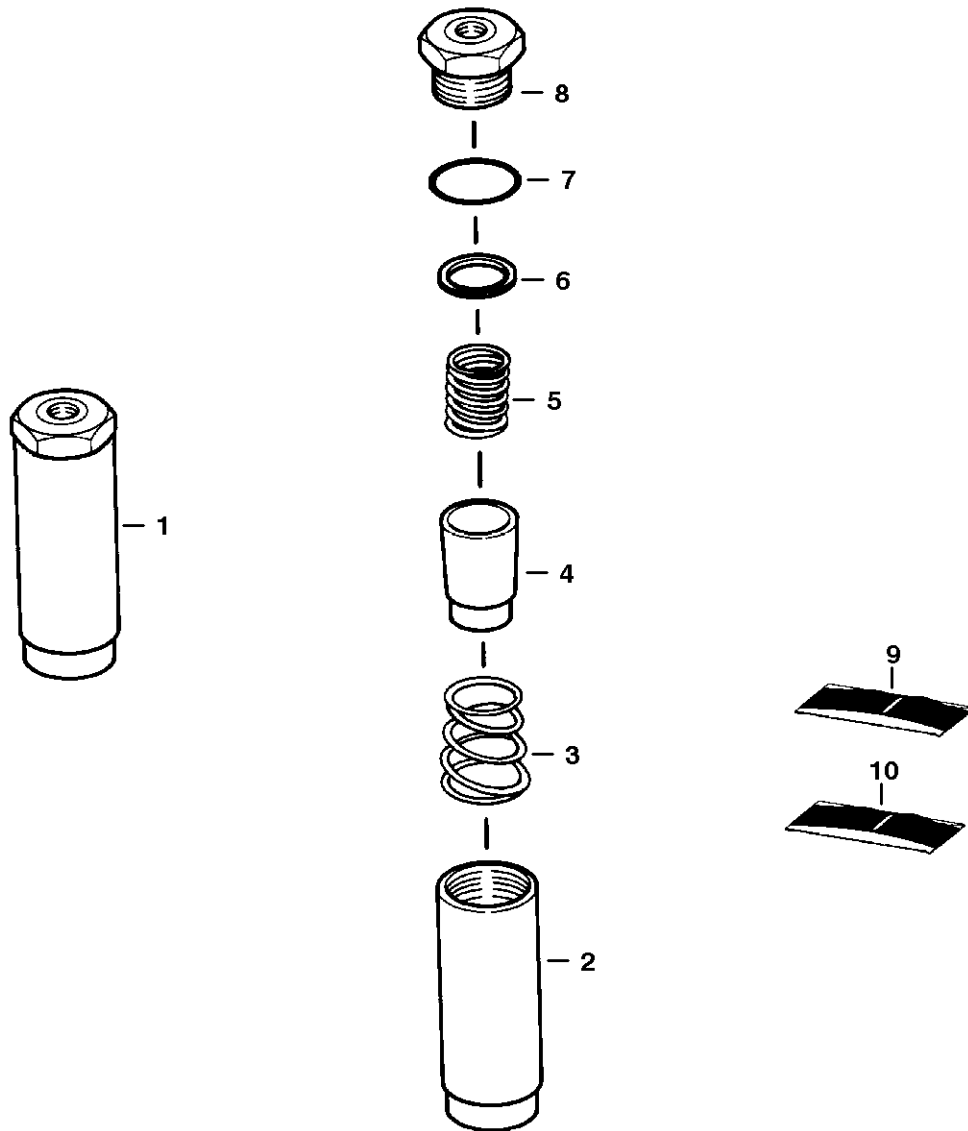


TS-1022

GEAR PUMP

| Ref.N° | Part N° | Description | Remarks | Serial N° | Qty. |
|--------|---------|-------------|--|-----------|------|
| 1 | 6672513 | PUMP | Model B5501-36836 - Mounts to Pump Model 4445050 | | 1 |
| 2 | 6671042 | SEAL KIT | For Model B5501-36836 - Was 6666340 [A] | | 1 |

HYDROSTATIC OIL FILTER
(In-Line)

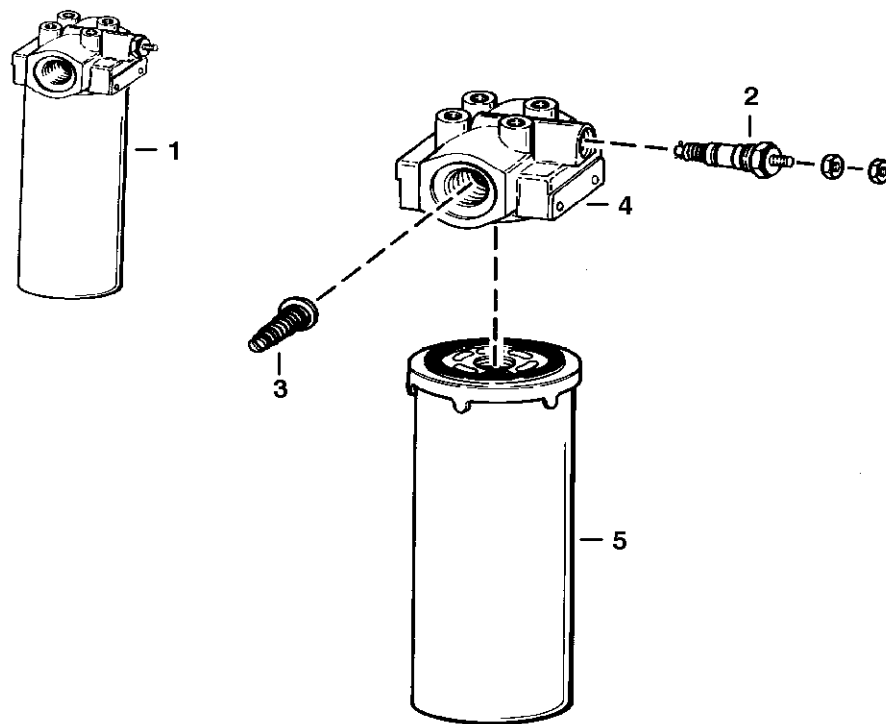


B-13527

HYDROSTATIC OIL FILTER

| Ref.N° | Part N° | Description | Remarks | Serial N° | Qty. |
|--------|---------|-------------|--|-----------|------|
| 1 | 6661022 | FILTER | Ref. HYDROSTATIC OIL FILTER(2) - HYDROSTATIC OIL FILTER(8) | | 1 |
| 2 | NAP | HOUSING | | | 1 |
| 3 | NAP | SPRING | | | 1 |
| 4 | NAP | ELEMENT | | | 1 |
| 5 | NAP | SPRING | | | 1 |
| 6 | NAP | GASKET | | | 1 |
| 7 | NAP | O-RING | | | 1 |
| 8 | NAP | PLUG | | | 1 |
| 9 | 6661807 | KIT | element - Ref. HYDROSTATIC OIL FILTER(4), HYDROSTATIC OIL FILTER(6) & HYDROSTATIC OIL FILTER(7) | | 1 |
| 10 | 6661808 | KIT | spring - Ref. HYDROSTATIC OIL FILTER(3) & HYDROSTATIC OIL FILTER(5) | | 1 |

**HYDROSTATIC OIL FILTER
(W/O B.O.S.S. Option)**

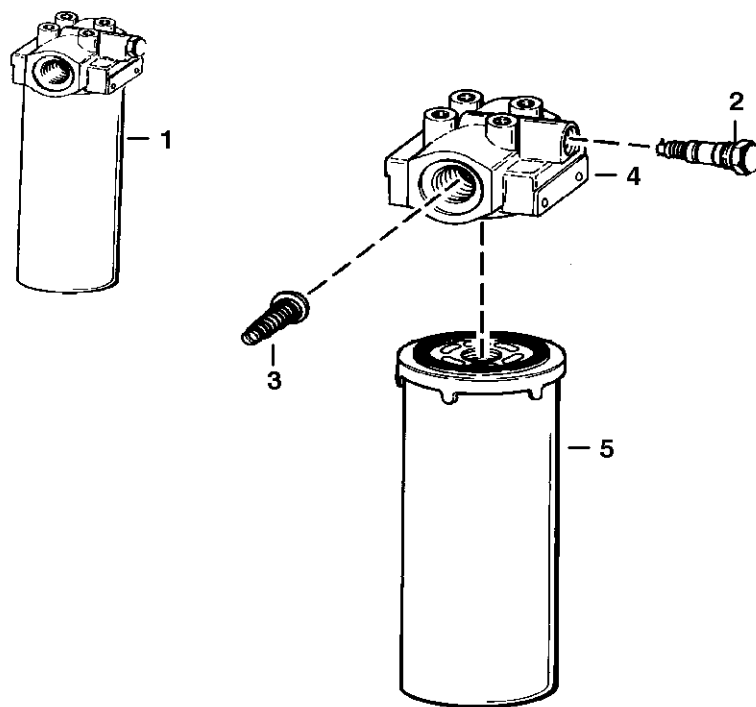


C-2818

HYDROSTATIC OIL FILTER

| Ref.N° | Part N° | Description | Remarks | Serial N° | Qty. |
|--------|---------|-------------|--|-----------|------|
| 1 | 6661334 | FILTER ASSY | W/Ref. HYDROSTATIC OIL FILTER(2) - HYDROSTATIC OIL FILTER(5) (50 PSI by-pass & switch) | | 1 |
| 2 | 6632053 | SWITCH | pressure - normally open | | 1 |
| 2 | 6599365 | KIT | Nut, washer & o-rings for switch | | 1 |
| 3 | NAP | VALVE | by-pass (50 PSI - Order Ref. HYDROSTATIC OIL FILTER(1)) | | 1 |
| 4 | NSS | HEAD | Order Ref. HYDROSTATIC OIL FILTER(1) | | 1 |
| 5 | 6661248 | ELEMENT | | | 1 |

**HYDROSTATIC OIL FILTER
(W/B.O.S.S. Option)**

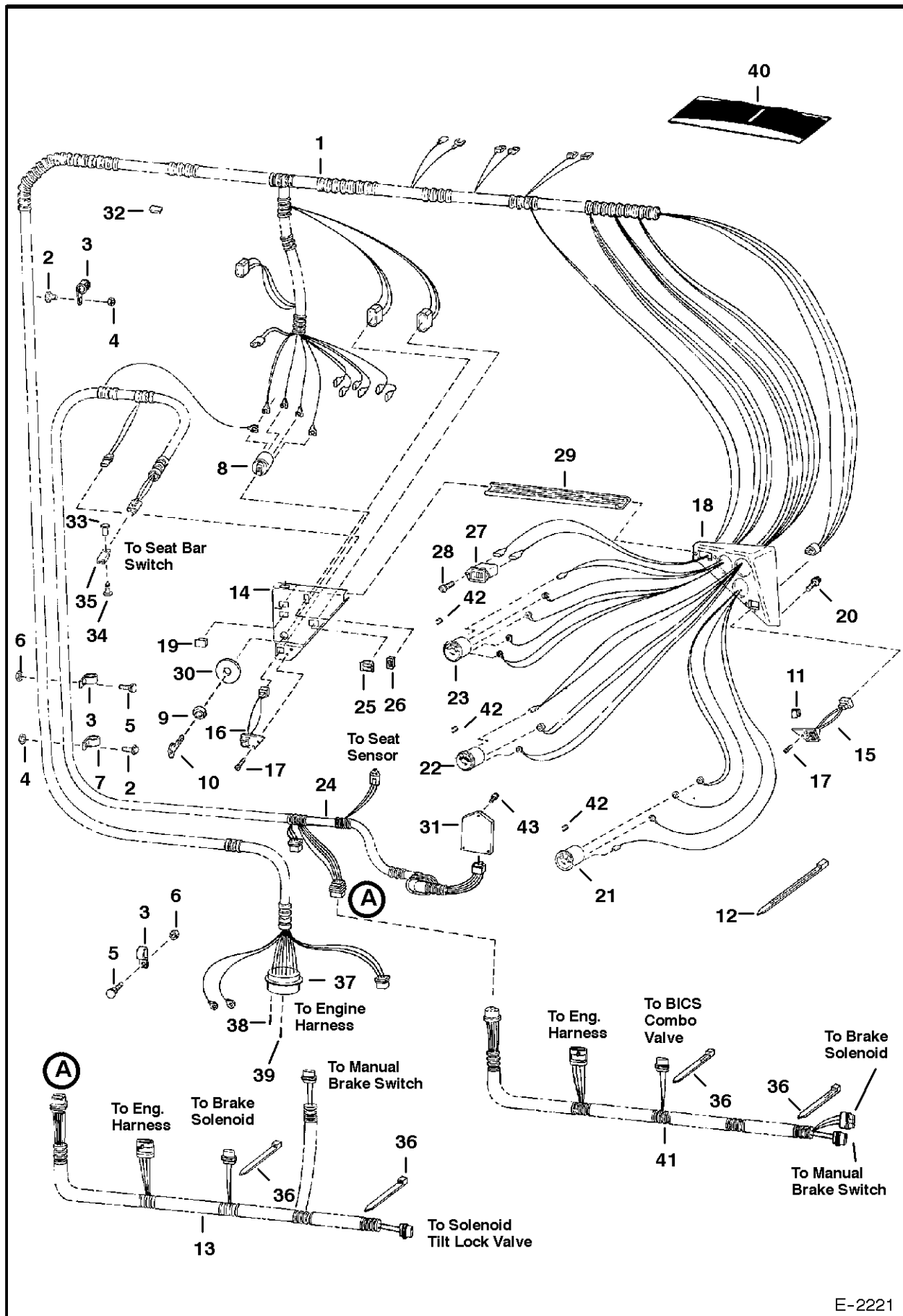


B-16487

HYDROSTATIC OIL FILTER

| Ref.N° | Part N° | Description | Remarks | Serial N° | Qty. |
|--------|---------|--------------|--|-----------|------|
| 1 | 6661247 | FILTER ASSY. | W/Ref. HYDROSTATIC OIL FILTER(2)-HYDROSTATIC OIL FILTER(5) (50 PSI by-pass & switch) | | 1 |
| 2 | 6660260 | SWITCH | pressure - normally closed | | 1 |
| 2 | 6599365 | KIT | Nut, washer & o-rings for 6660260 switch | | 1 |
| 3 | NAP | VALVE | by-pass (50 PSI - Order Ref. HYDROSTATIC OIL FILTER(1)) | | 1 |
| 4 | NSS | HEAD | Order Ref. HYDROSTATIC OIL FILTER(1) | | 1 |
| 5 | 6661248 | ELEMENT | | | 1 |

CAB ELECTRICAL CIRCUITRY (W/O B.O.S.S. Option)



E-2221

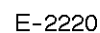
CAB ELECTRICAL CIRCUITRY

| Ref.N° | Part N° | Description | Remarks | Serial N° | Qty. |
|--------|---------|-------------|--|------------------|------|
| 1 | 6707665 | HARNESS | | 5096 35001-40052 | 1 |
| 1 | | | | 5096 16001-16511 | 1 |
| 1 | 6711767 | HARNESS | | 5096 40053 & Abv | 1 |
| 1 | | | | 5096 16512-34999 | 1 |
| 2 | 35C-410 | BOLT | | | 4 |
| 3 | 30H-56 | CLAMP | | | 3 |
| 4 | 83D-4 | NUT | | | 4 |
| 5 | 10C-412 | BOLT | | | 2 |
| 6 | 61D-4 | NUT | | | 2 |
| 7 | 30H-29 | CLAMP | | | 2 |
| 8 | 6665606 | SWITCH | ignition - W/Ref. CAB ELECTRICAL CIRCUITRY(9) & CAB ELECTRICAL CIRCUITRY(10) | | 1 |
| 8 | NAP | SWITCH | ignition - Order Ref. CAB ELECTRICAL CIRCUITRY(40) - SEE BTI 289 - Was 6519592 [A] | | 1 |
| 9 | 6598721 | NUT | For Ref. CAB ELECTRICAL CIRCUITRY(8) (NAP/6519592 Switch) | | 2 |
| 9 | 6674202 | NUT | For Ref. CAB ELECTRICAL CIRCUITRY(8) (6665606 Switch) | | 1 |
| 10 | 6512809 | KEY | ign. - For Ref. CAB ELECTRICAL CIRCUITRY(8) (NAP/6519592 Switch) | | 2 |
| 10 | 6709527 | KEY | ign. - For Ref. CAB ELECTRICAL CIRCUITRY(8) (6665606 Switch) | | 1 |
| 11 | 6660594 | BUTTON | on/off | | 1 |
| 12 | 6610510 | NYLON TIE | | | 3 |
| 13 | 6706876 | HARNESS | Also See Ref. CAB ELECTRICAL CIRCUITRY(41) | 5096 35001-37862 | 1 |
| 13 | | | | 5096 16001-16295 | 1 |
| 13 | 6710313 | HARNESS | Also See Ref. CAB ELECTRICAL CIRCUITRY(41) | 5096 37863-40659 | 1 |
| 13 | | | | 5096 16296-16541 | 1 |
| 14 | 6708425 | PANEL | L.H. - Was 6707658 [A] | 5096 35001-40052 | 1 |
| 14 | 6708426 | PANEL | L.H. - Europe - See Page EUROPEAN ACCESSORIE S(1) | 5096 16001-16511 | 1 |
| 14 | 6712152 | PANEL | L.H. | 5096 40053 & Abv | 1 |
| 14 | | | | 5096 16512-34999 | 1 |
| 15 | 6667903 | SWITCH | aux. controls module - W/Ref. CAB ELECTRICAL CIRCUITRY(11) - W/4 spade connector - Was 6700603 [A] | 5096 35001-40052 | 1 |
| 15 | | | | 5096 16001-16511 | 1 |
| 15 | 6667904 | SWITCH | aux. controls module - W/Ref. CAB ELECTRICAL CIRCUITRY(11) - W/5 pin connector | 5096 40053 & Abv | 1 |
| 15 | | | | 5096 16512-34999 | 1 |
| 16 | 6667905 | SWITCH | trac. override - Was 6706995 [A] | | 1 |
| 16 | NAP | SWITCH | traction/seat sensor override - Order 6674220inD19 Switch - Was 6673005 [A] | | 1 |
| 16 | 6674220 | SWITCH | push to operate | | 1 |
| 17 | 6669225 | SCREW | Was 58G-408 [A] | | 4 |
| 18 | 6706896 | PANEL | R.H. | | 1 |
| 19 | 6719038 | PLUG | Was 6665314 [A] | | 1 |
| 20 | 6702642 | BOLT | | | 6 |
| 21 | 6669663 | GAUGE | eng. temp. - Was 6658817 [A] | | 1 |
| 22 | 6669664 | VOLTMETER | Was 6658819 [A] | | 1 |
| 23 | 6669665 | FUEL GUAGE | Was 6658820 [A] | | 1 |
| 24 | 6706828 | HARNESS | | 5096 35001-37862 | 1 |
| 24 | | | | 5096 16001-16295 | 1 |

CAB ELECTRICAL CIRCUITRY

| Ref.N° | Part N° | Description | Remarks | Serial N° | Qty. |
|--------|---------|-------------|---|------------------|------|
| 24 | 6710312 | HARNESS | | 5096 37863-40052 | 1 |
| 24 | | | | 5096 16296-16511 | 1 |
| 24 | 6712134 | HARNESS | | 5096 40053 & Abv | 1 |
| 24 | | | | 5096 16512-34999 | 1 |
| 25 | 6665318 | SWITCH | glow plug | 5096 35001-40052 | 1 |
| 25 | | | | 5096 16001-16511 | 1 |
| 25 | 6668927 | SWITCH | glow plug | 5096 40053 & Abv | 1 |
| 25 | | | | 5096 16512-34999 | 1 |
| 26 | 6636018 | LIGHT | indicator | | 1 |
| 27 | 6664886 | HOURLMETER | | | 1 |
| 28 | 65G-608 | BOLT | | | 2 |
| 29 | 6578780 | CROSSMEMBER | | | 1 |
| 30 | 6707664 | PLATE | brake start - For Ref. CAB ELECTRICAL CIRCUITRY(8) (NAP/6519592 Switch) | | 1 |
| 30 | 6709027 | PLATE | brake start - For Ref. CAB ELECTRICAL CIRCUITRY(8) (6665606 Switch) | | 1 |
| 31 | NAP | CONTROLLER | Order 6717702inD17 Mechanical Hand Control Push to Operate Kit on Page SEAT SENSOR OVERRIDE(1) or 6717700inD15 Foot Pedals Push | | 1 |
| 31 | NAP | CONTROLLER | Order 6717702inD17 Mechanical Hand Control Push to Operate Kit on Page SEAT SENSOR OVERRIDE(1) or 6717700inD15 Foot Pedals Push | | 1 |
| 31 | 6674222 | CONTROLLER | foot pedals | | 1 |
| 31 | 6674224 | CONTROLLER | AHC | | 1 |
| 32 | 6707674 | PLUG | round - plugs 1.28'(32,5 mm) dia. hole in cab | | 1 |
| 33 | 6665321 | RIVET | plastic male | | 1 |
| 34 | 6665322 | RIVET | plastic female | | 1 |
| 35 | 6665000 | CLIP | | | 1 |
| 36 | 6665527 | NYLON TIE | never modify | | 2 |
| 37 | 6664584 | CONNECTOR | Also Order Ref. CAB ELECTRICAL CIRCUITRY(39) & CAB ELECTRICAL CIRCUITRY(38) - Was 6665683 [A] | | 1 |
| 38 | 6664827 | PIN | | | x |
| 39 | 6664040 | PIN | | | 4 |
| 40 | 6724282 | SWITCH KIT | Ref. CAB ELECTRICAL CIRCUITRY(8), CAB ELECTRICAL CIRCUITRY(10) & CAB ELECTRICAL CIRCUITRY(30) | | 1 |
| 41 | 6712523 | HARNESS | for BICS combo control valve | 5096 40660 & Abv | 1 |
| 41 | | | | 5096 16542-34999 | 1 |
| 42 | 6599696 | SOCKET | assy. | | 3 |
| 42 | 895771 | BULB | | | 3 |
| 43 | 91G-412 | BOLT | cross recess pan head | | 3 |
| 43 | 25G-412 | BOLT | hex socket button head | | 3 |

DealerNation Quality Equipment Manuals - dealernation@aol.com



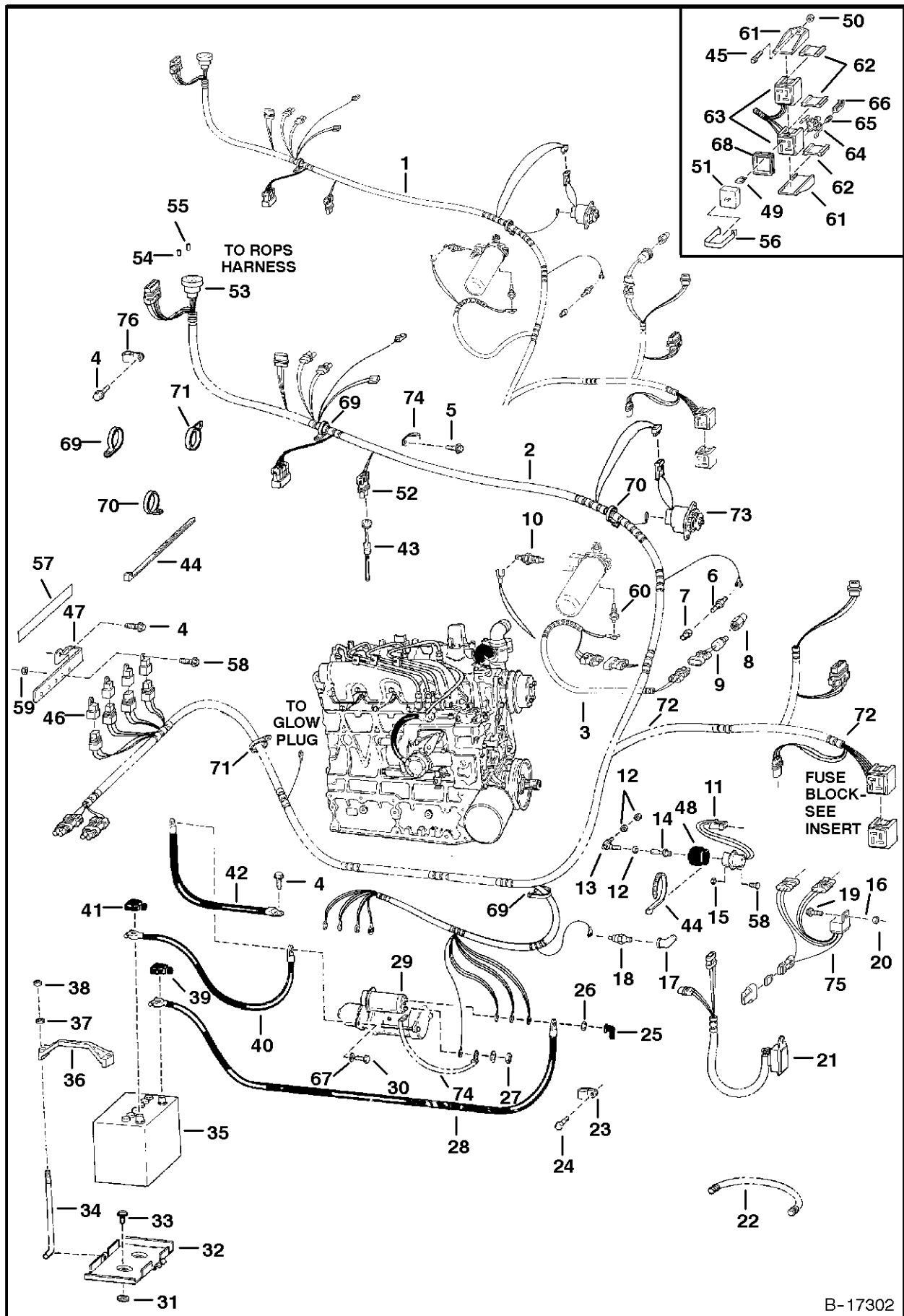
CAB ELECTRICAL CIRCUITRY

| Ref.N° | Part N° | Description | Remarks | Serial N° | Qty. |
|--------|---------|--------------|---|------------------|------|
| 1 | 6578824 | HOUSING | rubber | | 2 |
| 2 | 6649478 | BULB HOUSING | bulb | | 2 |
| 3 | 6707671 | HARNESS | | 5096 35001-40052 | 1 |
| 3 | | | | 5096 16001-16511 | 1 |
| 3 | 6711774 | HARNESS | | 5096 40053 & Abv | 1 |
| 3 | 6710483 | HARNESS | export | 5096 16512-34999 | 1 |
| 4 | NAP | SWITCH | ignition - Order Ref. CAB ELECTRICAL CIRCUITRY(20) - SEE BTI 289 - Was 6519592 [A] | | 1 |
| 4 | 6665606 | SWITCH | ignition - W/Ref. CAB ELECTRICAL CIRCUITRY(5) & CAB ELECTRICAL CIRCUITRY(6) | | 1 |
| 5 | 6512809 | KEY | ign. - For Ref. CAB ELECTRICAL CIRCUITRY(4) (NAP/6519592 Switch) | | x |
| 5 | 6709527 | KEY | ign. - For Ref. CAB ELECTRICAL CIRCUITRY(4) (6665606 Switch) | | 1 |
| 6 | 6598721 | NUT | For Ref. CAB ELECTRICAL CIRCUITRY(4) (NAP/6519592 Switch) | | 2 |
| 6 | 6674202 | NUT | For Ref. CAB ELECTRICAL CIRCUITRY(4) (6665606 Switch) | | 1 |
| 7 | 6667934 | LIGHT BULB | Was 6650111 [A] | | 2 |
| 8 | 6702660 | PANEL | R.H. | | 1 |
| 9 | 6667903 | SWITCH | aux. controls module - W/Ref. CAB ELECTRICAL CIRCUITRY(34) (- W/4 spade connector - Was 6700603 [A] | 5096 35001-40052 | 1 |
| 9 | | | | 5096 16001-16511 | 1 |
| 9 | 6667904 | SWITCH | aux. controls module - W/Ref. CAB ELECTRICAL CIRCUITRY(11) - W/5 pin connector | 5096 40053 & Abv | 1 |
| 9 | | | | 5096 16512-34999 | 1 |
| 10 | 6702678 | PLATE | service codes | | 1 |
| 11 | 6665410 | LIGHT SWITCH | light | | 1 |
| 12 | 6708427 | PANEL | L.H. - Was 6707660 [A] | | 1 |
| 12 | 6708428 | PANEL | L.H. - Europe - See Page EUROPEAN ACCESSORIES(1) - Was 6707661 [A] | | 1 |
| 13 | 17E-8 | WASHER | | | 2 |
| 14 | 6578528 | HARNESS | light | | 2 |
| 15 | 6665923 | DISPLAY | LCD monitor - Was 6708080 [A] | | 1 |
| 16 | 6706876 | HARNESS | Also See Ref. CAB ELECTRICAL CIRCUITRY(48) | 5096 35001-37862 | 1 |
| 16 | | | | 5096 16001-16295 | 1 |
| 16 | 6710313 | HARNESS | Also See Ref. CAB ELECTRICAL CIRCUITRY(48) | 5096 37863-40659 | 1 |
| 16 | | | | 5096 16296-16541 | 1 |
| 17 | 6707664 | PLATE | ignition key - For Ref. CAB ELECTRICAL CIRCUITRY(4) (NAP/6519592 Switch) | | 1 |
| 17 | 6709027 | PLATE | ignition key - For Ref. CAB ELECTRICAL CIRCUITRY(4) (6665606 Switch) | | 1 |
| 18 | 10C-412 | BOLT | | | 5 |
| 19 | 91G-412 | BOLT | cross recess pan head | | 3 |
| 19 | 25G-412 | BOLT | hex socket button head | | 3 |
| 20 | 6724282 | SWITCH KIT | Ref. CAB ELECTRICAL CIRCUITRY(4), CAB ELECTRICAL CIRCUITRY(5) & CAB ELECTRICAL CIRCUITRY(17) | | 1 |
| 21 | 6702642 | BOLT | | | 6 |
| 22 | 61D-4 | NUT | | | 5 |
| 23 | 30H-54 | CLIP | | | 3 |
| 24 | 12D-8 | NUT | | | 2 |
| 25 | 6578357 | BULB | | | 1 |

CAB ELECTRICAL CIRCUITRY

| Ref.N° | Part N° | Description | Remarks | Serial N° | Qty. |
|--------|----------|-------------|---|------------------|------|
| 26 | 6707674 | PLUG | round -plugs 1.28'(32,5 mm) dia. hole in cab | | 1 |
| 27 | 6665000 | CLIP | | | 1 |
| 28 | 6651703 | CAP | | | 1 |
| 29 | 6669225 | SCREW | Was 58G-408 [A] | | 4 |
| 30 | 6519548 | CONNECTOR | | | 2 |
| 31 | 6700487 | SHIELD | snap in place | | 1 |
| 32 | 6704892 | RIVET | | | 5 |
| 33 | 6665321 | RIVET | plastic male | | 1 |
| 34 | 6660594 | BUTTON | on/off | | 1 |
| 35 | 6667905 | SWITCH | trac. override-Was 6706995 [A] | | 1 |
| 35 | NAP | SWITCH | traction/seat sensor override - Order 6674220inD19 Switch - Was 6673005 [A] | | 1 |
| 35 | 6674220 | SWITCH | push to operate | | 1 |
| 36 | 6649331 | SOCKET | light - W/ 6' leads | | 1 |
| 37 | 6577801 | LIGHT ASSY | Ref. CAB ELECTRICAL CIRCUITRY(1), CAB ELECTRICAL CIRCUITRY(2), CAB ELECTRICAL CIRCUITRY(7) & CAB ELECTRICAL CIRCUITRY(14) | | 2 |
| 38 | 6665322 | RIVET | plastic female | | 1 |
| 39 | 6706828 | HARNESS | | 5096 35001-37862 | 1 |
| 39 | | | | 5096 16001-16295 | 1 |
| 39 | 6710312) | HARNESS | | 5096 37863-40052 | 1 |
| 39 | | | | 5096 16296-16511 | 1 |
| 39 | 6712134 | HARNESS | | 5096 40053 & Abv | 1 |
| 39 | | | | 5096 16512-34999 | 1 |
| 40 | 6665527 | NYLON TIE | never modify | | 2 |
| 41 | 6664584 | CONNECTOR | Also Order Ref. CAB ELECTRICAL CIRCUITRY(42) & CAB ELECTRICAL CIRCUITRY(43) - Was 6665683 [A] | | 1 |
| 42 | 6664827 | PIN | | | x |
| 43 | 6664040 | PIN | | | 4 |
| 44 | | | | | 1 |
| 45 | NAP | CONTROLLER | Order 6717702inD17 Mechanical Hand Control Push to Operate Kit on Page SEAT SENSOR OVERRIDE(1) or 6717700inD15 Foot Pedals Push | | 1 |
| 45 | NAP | CONTROLLER | Order 6717702inD17 Mechanical Hand Control Push to Operate Kit on Page SEAT SENSOR OVERRIDE(1) or 6717700inD15 Foot Pedals Push | | 1 |
| 45 | 6674222 | CONTROLLER | foot pedals | | 1 |
| 45 | 6674224 | CONTROLLER | AHC | | 1 |
| 46 | 35C-410 | BOLT | | | 5 |
| 47 | 6610510 | NYLON TIE | | | 3 |
| 48 | 6712523 | HARNESS | for BICS combo control valve | 5096 40660 & Abv | 1 |
| 48 | | | | 5096 16542-34999 | 1 |

ENGINE ELECTRICAL CIRCUITRY (W/O BOSS Option)



ENGINE ELECTRICAL CIRCUITRY

| Ref.N° | Part N° | Description | Remarks | Serial N° | Qty. |
|--------|----------|-------------|---|------------------|------|
| 1 | NAP | HARNESS | engine - W/Ref. ENGINE ELECTRICAL CIRCUITRY(53)-ENGINE ELECTRICAL CIRCUITRY(55) - W/2 pin connector for rear wiper - Order Ref. | 5096 35001-40052 | 1 |
| 1 | | | | 5096 16001-16511 | 1 |
| 1 | NAP | HARNESS | engine - W/Ref. ENGINE ELECTRICAL CIRCUITRY(53)-ENGINE ELECTRICAL CIRCUITRY(55) & ENGINE ELECTRICAL CIRCUITRY(68)-ENGINE ELECTRIC | 5096 40053-46093 | 1 |
| 1 | | | | 5096 16512-16913 | 1 |
| 1 | 6610510 | NYLON TIE | black | | 19 |
| 2 | 6715892 | HARNESS | engine - W/Ref. ENGINE ELECTRICAL CIRCUITRY(53)-ENGINE ELECTRICAL CIRCUITRY(55) & ENGINE ELECTRICAL CIRCUITRY(68)-ENGINE ELECTRIC | 5096 46094 & Abv | 1 |
| 3 | 6715880 | HARNESS | filter - Was 6715580 [A] | 5096 16914-34999 | 1 |
| 4 | 84G-3712 | BOLT | | | 4 |
| 5 | 35C-608 | BOLT | | | 1 |
| 6 | 6658818 | SENDER | eng. temp. | | 1 |
| 7 | 19F-4 | ADAPTER | sender | | 1 |
| 8 | 6563922 | SNUBBER | W/Filter | | 1 |
| 8 | 6563920 | FILTER | | | 1 |
| 9 | 6670705 | SWITCH | (hyd. chg. press. - 3-pin molded connector - Was 6665372 [A] | | 1 |
| 10 | 6632633 | SWITCH | hyd. temp. | | 1 |
| 11 | 6667993 | SOLENOID | fuel shut off - Was 6662993 [A] | | 1 |
| 12 | 62D-4 | NUT | | | 4 |
| 13 | 6578363 | ROD END | swivel | | 1 |
| 14 | 6578366 | BALL JOINT | | | 1 |
| 15 | 61D-4 | NUT | | | 2 |
| 16 | 25E-13 | WASHER | | | 1 |
| 17 | 6707040 | ELBOW | | | 1 |
| 18 | 6631010 | SWITCH | eng. oil press. | | 1 |
| 19 | 35C-416 | BOLT | Was 35C-516 [B] | | 1 |
| 20 | 83D-4 | NUT | Was 83D-5 [B] | | 2 |
| 21 | NAP | TIMER | solenoid - Order Ref. ENGINE ELECTRICAL CIRCUITRY(75) - Was 6665522 [A]com3VC }H~10{M | | x |
| 22 | 6563505 | CONDUIT | bulk - Sold Per Foot | | x |
| 23 | 30H-48 | CLAMP | | | 1 |
| 24 | 1CM-1220 | BOLT | | | 1 |
| 25 | 6560172 | COVER | | | 1 |
| 26 | 4DM-10 | NUT | | | 1 |
| 27 | 4DM-5 | NUT | | | 1 |
| 28 | 6564991 | CABLE | pos. - W/30" (762 mm) of Ref. ENGINE ELECTRICAL CIRCUITRY(22) | | 1 |
| 29 | | STARTER | See Page STARTER(1) & STARTER(1) | | 1 |
| 30 | 35C-620 | BOLT | | | 3 |
| 31 | 6555455 | WASHER | | | 2 |
| 32 | 6712536 | MOUNT | Was 6577809 [A] | | 1 |
| 33 | 84G-3716 | BOLT | | | 2 |
| 34 | 6576280 | BOLT | | | 2 |
| 35 | 6665031 | BATTERY | | | 1 |
| 35 | 6630153 | BATTERY CAP | | | 2 |
| 36 | 6569203 | CLAMP | | | 1 |
| 37 | 25E-15 | WASHER | | | 2 |
| 38 | 59D-5 | NUT | | | 2 |

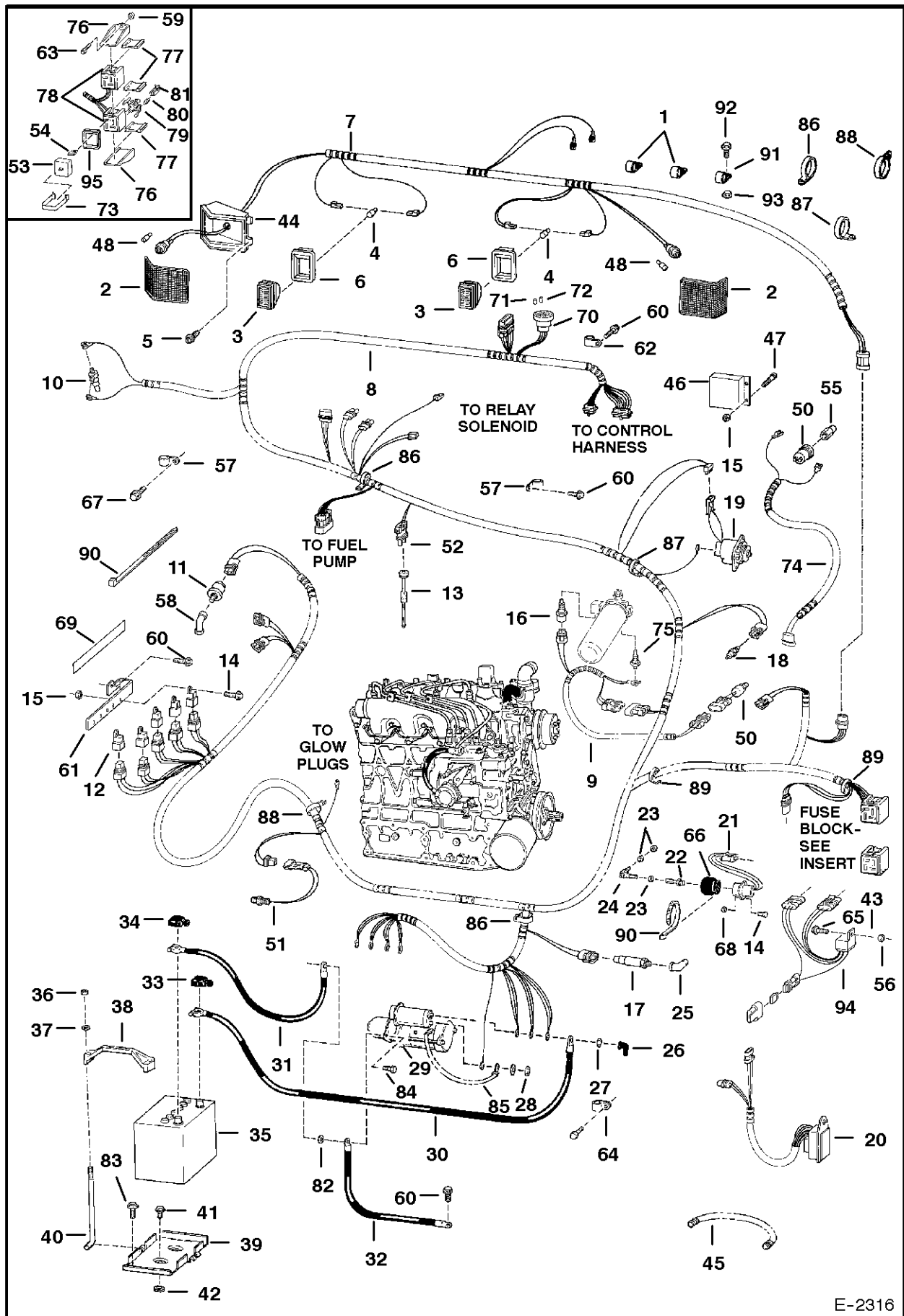
ENGINE ELECTRICAL CIRCUITRY

| Ref.N° | Part N° | Description | Remarks | Serial N° | Qty. |
|--------|----------|-------------|---|-----------|------|
| 39 | 2356058 | BOOT | | | 1 |
| 40 | 6562905 | CABLE | ground | | 1 |
| 41 | 6599652 | BOOT | | | 1 |
| 42 | 6565170 | CABLE | ground | | 1 |
| 43 | NAP | SENDER | fuel - W/ O-ring - Order 6674209inD1}f Sender - Was 6669642 [A] | | 1 |
| 43 | 79K-14 | O-RING | Was 25K-40102 [B] | | 1 |
| 43 | 6674209 | SENSOR | W/Gasket | | 1 |
| 43 | 6717579 | GASKET | | | 1 |
| 44 | 6610510 | NYLON TIE | | | 4 |
| 45 | 45G-1212 | BOLT | | | 2 |
| 46 | 6670312 | SOLENOID | relay - Was 6665005 [A] | | 4 |
| 47 | 6707649 | MOUNT | | | 1 |
| 48 | 6664286 | BOOT | Also Order Ref. ENGINE ELECTRICAL CIRCUITRY(4 4) | | 1 |
| 49 | 6707620 | FUSE | 10 amp - Was 6706720 [B, D] | | x |
| 49 | 6707621 | FUSE | 15 amp - Was 6706721 [D] | | x |
| 49 | 6707622 | FUSE | 20 amp - Was 6706722 [B, D] | | x |
| 49 | 6707623 | FUSE | 25 amp - Was 6706723 [D] | | x |
| 49 | 6674099 | BREAKER | 25 amp | | x |
| 50 | 50D-12 | NUT | | | 2 |
| 51 | 6665358 | COVER | fuses | | 2 |
| 52 | 6646383 | CONNECTOR | fuel sender | | 1 |
| 52 | 6632946 | TERMINAL | female | | 2 |
| 53 | 6664585 | CONNECTOR | Also Order Ref. ENGINE ELECTRICAL CIRCUITRY(5 4) (20) & ENGINE ELECTRICAL CIRCUITRY(55) (4) - Was 6665682 [A] | | 1 |
| 54 | 6664828 | SOCKET | | | x |
| 55 | 6664041 | SOCKET | | | 4 |
| 56 | 6708437 | CLIP | spring | | 2 |
| 57 | 6707787 | DECAL | relay | | 1 |
| 58 | 17C-410 | BOLT | | | 6 |
| 59 | 85D-4 | NUT | | | 4 |
| 60 | 6632053 | SWITCH | filter - See Page HYDROSTATIC OIL FILTER(1) | | 1 |
| 61 | 6665369 | MOUNT | fuse | | 2 |
| 62 | 6665411 | WEDGE | red | | 3 |
| 63 | 6665356 | BLOCK | fuse - W/Ref. ENGINE ELECTRICAL CIRCUITRY(68) | | 2 |
| 64 | 6665357 | LOCK | yellow | | 2 |
| 65 | 6650107 | SEAL | | | 16 |
| 66 | NAP | PIN | female - Was 6648311 [A] | | 16 |
| 66 | 6668719 | PIN | female - for 14 gauge wire | | x |
| 66 | 6668720 | PIN | female - for 16 gauge wire | | x |
| 67 | 6E-6 | WASHER | | | 1 |
| 68 | 6671528 | SEAL | green square | | 2 |
| 69 | 6669722 | CLAMP | | | 2 |
| 70 | 6669723 | CLAMP | | | 1 |
| 71 | 6669724 | CLAMP | | | 1 |
| 72 | 6717814 | TIE | | | 2 |
| 73 | | ALTERNATOR | See Page ALTERNATOR(1) | | 1 |
| 74 | 6713821 | CABLE | (See Page STARTER KIT(1) - Was 6713794 [B,D] | | 1 |
| 75 | 6669415 | TIMER | solenoid | | 1 |

ENGINE ELECTRICAL CIRCUITRY

| Ref.N° | Part N° | Description | Remarks | Serial N° | Qty. |
|--------|---------|-------------|---------|-----------|------|
| 75 | 6670808 | FUSE | 25 amp | | 1 |
| 76 | 30H-60 | CLIP | | | 2 |

ENGINE ELECTRICAL CIRCUITRY (W/B.O.S.S. Option)



ENGINE ELECTRICAL CIRCUITRY

| Ref.N° | Part N° | Description | Remarks | Serial N° | Qty. |
|--------|---------|-------------|--|------------------|------|
| 1 | 30H-35 | CLIP | | | 2 |
| 2 | 6703797 | LENS | | | 2 |
| 3 | 6665922 | LAMP | W/Ref. ENGINE ELECTRICAL CIRCUITRY(4) - Was 6661353 [B] | | 2 |
| 3 | 6665431 | SOCKET | threaded bulb | | 2 |
| 4 | 898731 | LIGHT BULB | | | 2 |
| 5 | 6706517 | SCREW | self tapping - Was 6704400 [A] | | 8 |
| 6 | 6703796 | MOUNT | light | | 2 |
| 7 | 6707669 | HARNESS | lights | | 1 |
| 7 | 6709048 | HARNESS | lights - Europe - See Page EUROPEAN ACCESSORI ES(1) - Was 6707670 [A] | | 1 |
| 8 | 6707668 | HARNESS | engine - W/Ref. ENGINE ELECTRICAL CIRCUITRY(70) - ENGINE ELECTRICAL CIRCUITRY(72) | 5096 35001-38239 | 1 |
| 8 | | | | 5096 16001-16306 | 1 |
| 8 | NAP | HARNESS | engine - W/Ref. ENGINE ELECTRICAL CIRCUITRY(70)-ENGINE ELECTRICAL CIRCUITRY(72) - W/2 pin connector for rear wiper - Order 67158 | 5096 38240-40052 | 1 |
| 8 | | | | 5096 16307-16511 | 1 |
| 8 | NAP | HARNESS | engine - W/Ref. ENGINE ELECTRICAL CIRCUITRY(70)-ENGINE ELECTRICAL CIRCUITRY(72) & ENGINE ELECTRICAL CIRCUITRY(86)-ENGINE ELECTRI | 5096 40053-46093 | 1 |
| 8 | | | | 5096 16512-16913 | 1 |
| 8 | 6715893 | HARNESS | engine - W/Ref. ENGINE ELECTRICAL CIRCUITRY(70)-ENGINE ELECTRICAL CIRCUITRY(72) & ENGINE ELECTRICAL CIRCUITRY(86)-ENGINE ELECTRI | 5096 46094 & Abv | 1 |
| 8 | | | | 5096 16914-34999 | 1 |
| 8 | 6610510 | NYLON TIE | black | | 21 |
| 9 | 6715881 | HARNESS | filter | 5096 46094 & Abv | 1 |
| 9 | | | | 5096 16914-34999 | 1 |
| 10 | 6648326 | SWITCH | coolant level | | 1 |
| 11 | 6665371 | SWITCH | vacuum - See Page AIR CLEANER(1) | | 1 |
| 12 | 6670312 | SOLENOID | relay - Was 6665005 [A] | | 5 |
| 13 | 6658958 | SENSOR | fuel | 5096 35001-41446 | 1 |
| 13 | | | | 5096 16001-16602 | 1 |
| 13 | 79K-14 | O-RING | Was 25K-40102 [B] | | 1 |
| 13 | NAP | SENDER | fuel - W/ O-ring - Order 6674209inD1}f Sender - Was 6669642 [A] | 5096 41441 & Abv | 1 |
| 13 | | | | 5096 16603-34999 | 1 |
| 13 | 79K-14 | O-RING | Was 25K-40102 [B] | | 1 |
| 13 | 6674209 | SENSOR | W/Gasket | | 1 |
| 13 | 6717579 | GASKET | | | 1 |
| 14 | 17C-410 | BOLT | | | 7 |
| 15 | 85D-4 | NUT | | | 5 |
| 16 | 6654200 | SENSOR | hydro. temp | | 1 |
| 17 | 6660204 | SENSOR | eng. oil pressure | | 1 |
| 18 | 6654201 | SENSOR | eng. temp. | | 1 |
| 19 | | ALTERNATOR | See Page ALTERNATOR(1) | | 1 |
| 20 | NAP | TIMER | solenoid - Order Ref. ENGINE ELECTRICAL CIRCUITRY(94) - Was 6665522 [A] | | 1 |
| 21 | 6667993 | SOLENOID | fuel shut off - Was 6662993 [A] | | 1 |
| 22 | 6578366 | BALL JOINT | | | 1 |
| 23 | 62D-4 | NUT | | | 4 |
| 24 | 6578363 | ROD END | swivel | | 1 |

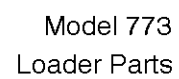
ENGINE ELECTRICAL CIRCUITRY

| Ref.N° | Part N° | Description | Remarks | Serial N° | Qty. |
|--------|----------|-------------|---|------------------|------|
| 25 | 6707040 | ELBOW | | | 1 |
| 26 | 6560172 | COVER | | | 1 |
| 27 | 4DM-10 | NUT | | | 1 |
| 28 | 4DM-5 | NUT | | | 1 |
| 29 | | STARTER | See Page STARTER(1) & STARTER(1) | | 1 |
| 30 | 6564991 | CABLE | pos. - W/30" (762 mm) of Ref. ENGINE ELECTRICAL CIRCUITRY(45) | | 1 |
| 31 | 6562905 | CABLE | ground - W/Ref. ENGINE ELECTRICAL CIRCUITRY(34) | | 1 |
| 32 | 6565170 | CABLE | ground | | 1 |
| 33 | 2356058 | BOOT | | | 1 |
| 34 | 6599652 | BOOT | | | 1 |
| 35 | 6665031 | BATTERY | | | 1 |
| 35 | 6630153 | BATTERY CAP | | | 2 |
| 36 | 59D-5 | NUT | | | 2 |
| 37 | 25E-15 | WASHER | | | 2 |
| 38 | 6569203 | CLAMP | | | 1 |
| 39 | 6712536 | MOUNT | Was 6577809 [A] | | 1 |
| 40 | 6576280 | BOLT | | | 2 |
| 41 | 84G-3716 | BOLT | | | 2 |
| 42 | 6555455 | WASHER | | | 2 |
| 43 | 25E-13 | WASHER | | | 1 |
| 44 | 6704362 | HOUSING | light | | 2 |
| 45 | 6563505 | CONDUIT | bulk - Sold Per Foot | | x |
| 46 | 6667828 | BOSS | initialized | 5096 35001-38239 | 1 |
| 46 | | | | 5096 16001-16306 | 1 |
| 46 | 6669686 | BOSS | initialized - SEE BTlinD1}? 304 - Was 6669167 [A] | 5096 38240 & Abv | 1 |
| 46 | | | | 5096 16307-34999 | 1 |
| 46 | 6666916 | BOSS | not initialized - Was 6665924 [D] | 5096 35001-38239 | 1 |
| 46 | | | | 5096 16001-16306 | 1 |
| 46 | 6669685 | BOSS | not initialized - SEE BTI 304 - Was 6669166 [A] | 5096 38240 & Abv | 1 |
| 46 | | | | 5096 16307-34999 | 1 |
| 46 | 6666918 | BOSS | backup | 5096 35001-38239 | 1 |
| 46 | | | | 5096 16001-16306 | 1 |
| 46 | NAP | BOSS | backup - Was 6669687 [A] | 5096 38240 & Abv | 1 |
| 46 | | | | 5096 16307-34999 | 1 |
| 47 | 10C-412 | BOLT | | | 4 |
| 48 | 6649481 | BULB | | | 2 |
| 49 | 1CM-1220 | BOLT | | | 1 |
| 50 | 6661518 | SENDER | hyd. chg. press. - W/ 2-pin threaded terminal | | 1 |
| 50 | 6665033 | SENDER | hyd. chg. press. - W/Molded terminal | | 1 |
| 51 | 6658260 | SENSOR | r.p.m. | | 1 |
| 52 | 6646383 | CONNECTOR | fuel sender | | 1 |
| 52 | 6632946 | TERMINAL | female | | 2 |
| 53 | 6665358 | COVER | fuses | | 2 |
| 53 | | | | | x |
| 54 | 6707620 | FUSE | 10 amp - Was 6706720 [B, D] | | x |
| 54 | 6707621 | FUSE | 15 amp - Was 6706721 [D] | | x |
| 54 | 6707622 | FUSE | 20 amp - Was 6706722 [B, D] | | x |
| 54 | 6707623 | FUSE | 25 amp - Was 6706723 [D] | | x |

ENGINE ELECTRICAL CIRCUITRY

| Ref.N° | Part N° | Description | Remarks | Serial N° | Qty. |
|--------|----------|-------------|---|------------------|------|
| 54 | 6674099 | BREAKER | 25 amp | | x |
| 55 | 6563922 | SNUBBER | W/Filter | | 1 |
| 55 | 6563920 | FILTER | | | 1 |
| 56 | 83D-4 | NUT | Was 83D-5 [B] | | 2 |
| 57 | 30H-60 | CLIP | | | 2 |
| 58 | 23F-1 | ELBOW | | | 1 |
| 59 | 50D-12 | NUT | | | 2 |
| 60 | 84G-3712 | BOLT | | | 3 |
| 61 | 6707649 | MOUNT | | | 1 |
| 62 | 30H-50 | CLAMP | | | 1 |
| 63 | 45G-1212 | BOLT | | | 2 |
| 64 | 30H-48 | CLAMP | | | 1 |
| 65 | 35C-416 | BOLT | Was 35C-516 [B] | | 1 |
| 66 | 6664286 | BOOT | Also Order Ref. ENGINE ELECTRICAL CIRCUITRY(9) | | 1 |
| 67 | 35C-608 | BOLT | | | 1 |
| 68 | 61D-4 | NUT | | | 2 |
| 69 | 6707787 | DECAL | relay | | 1 |
| 70 | 6664585 | CONNECTOR | Also Order Ref. ENGINE ELECTRICAL CIRCUITRY(7 1) (20) & ENGINE ELECTRICAL CIRCUITRY(72) (4) - Was 6665682 [A] | | 1 |
| 71 | 6664828 | SOCKET | | | x |
| 72 | 6664041 | SOCKET | | | 4 |
| 73 | 6708437 | CLIP | spring | | 2 |
| 74 | 6704931 | HARNESS | transducer -only used W/Ref. ENGINE ELECTRICAL CIRCUITRY(50) 6661518inD1)0 Sender | | 1 |
| 75 | 6660260, | SWITCH | filter - See Page HYDROSTATIC OIL FILTER(1) | | 1 |
| 76 | 6665369 | MOUNT | fuse | | 2 |
| 77 | 6665411 | WEDGE | red | | 3 |
| 78 | 6665356 | BLOCK | fuse - W/Ref. ENGINE ELECTRICAL CIRCUITRY(95) | | 2 |
| 79 | 6665357 | LOCK | yellow | | 2 |
| 80 | 6650107 | SEAL | | | 16 |
| 81 | NAP | PIN | female - Was 6648311 [A] | | 16 |
| 81 | 6668719 | PIN | female - for 14 gauge wire | | x |
| 81 | 6668720 | PIN | female - for 16 gauge wire | | x |
| 82 | 6E-6 | WASHER | | | 1 |
| 83 | 84G-3110 | BOLT | | | 2 |
| 84 | 35C-620 | BOLT | | | 3 |
| 85 | 6713821 | CABLE | See Page STARTER KIT(1) - Was 6713794 [B,D] | 5096 35001-41849 | 1 |
| 85 | | | | 5096 16001-16636 | 1 |
| 86 | 6669722 | CLAMP | | | 2 |
| 87 | 6669723 | CLAMP | | | 1 |
| 88 | 6669724 | CLAMP | | | 1 |
| 89 | 6717814 | TIE | | | 2 |
| 90 | 6610510 | NYLON TIE | | | 3 |
| 91 | 30H-42 | CLAMP | | | 1 |
| 92 | 37C-512 | BOLT | | | 1 |
| 93 | 85D-5 | NUT | | | 1 |
| 94 | 6669415 | TIMER | solenoid | | 1 |
| 94 | 6670808 | FUSE | 25 amp | | 1 |
| 95 | 6671528 | SEAL | green square | | 2 |


DealerNation Quality Equipment Manuals - dealernation@aol.com



CONTROLS ELECTRICAL

| Ref.N° | Part N° | Description | Remarks | Serial N° | Qty. |
|--------|----------|--------------|---|------------------|------|
| 1 | 6706565 | KIT | blank handle - Ref. CONTROLS ELECTRICAL(2) & CONTROLS ELECTRICAL(21) | | 2 |
| 2 | 6705920 | HANDLE | L.H. - blank | | 2 |
| 3 | 6706566 | KIT | two-switch handle - Ref. CONTROLS ELECTRICAL(4) , CONTROLS ELECTRICAL(9), CONTROLS ELECTRICAL(10) & CONTROLS ELECTRICAL(21) | | 1 |
| 4 | 6705921 | HANDLE ASSY. | two-switch - Also Order Ref. CONTROLS ELECTRICAL(9) & CONTROLS ELECTRICAL(10) | | 2 |
| 4 | 6640690 | PIN | | | 5 |
| 4 | 6641176 | SEAL | | | 5 |
| 5 | 6706567 | KIT | R.H. deluxe handle -Ref. CONTROLS ELECTRICAL(6) , CONTROLS ELECTRICAL(9), CONTROLS ELECTRICAL(10), CONTROLS ELECTRICAL(14), CONTR | | 1 |
| 6 | 6706340 | HANDLE ASSY. | R.H.-(Also Order Ref. CONTROLS ELECTRICAL(9), CONTROLS ELECTRICAL(10), CONTROLS ELECTRICAL(14) &CONTROLS ELECTRICAL(15) | | 1 |
| 6 | 6640690 | PIN | | | 9 |
| 6 | 6641176 | SEAL | | | 9 |
| 7 | 6706568 | KIT | L.H. deluxe handle - Ref. CONTROLS ELECTRICAL(8)) - CONTROLS ELECTRICAL(13) & CONTROLS ELECTRICAL(21) | | 1 |
| 8 | 6707976 | HANDLE ASSY | L.H.-Also Order Ref. CONTROLS ELECTRICAL(9) - CONTROLS ELECTRICAL(13) - Was 6705923 [A] | | 1 |
| 8 | 6640690 | PIN | | | 5 |
| 8 | 6640691 | PIN | | | 2 |
| 8 | 6662257 | PIN | | | 3 |
| 8 | 6677370 | DECAL | | | 1 |
| 9 | 6641180 | LOCK | 2 - pin | | 3 |
| 9 | 6640700 | LOCK | 3 - pin | | 2 |
| 10 | 6641179 | CONNECTOR | 2 - pin | | 2 |
| 10 | 6640699 | CONNECTOR | 3 - pin | | 2 |
| 11 | 6664599 | CONNECTOR | 3 - pin triangle -Was 6664184 [B] | | 1 |
| 12 | 6664800 | LOCK | 3 - pin triangle -Was 6664186 [B] | | 1 |
| 13 | 6641178 | CONNECTOR | 2 - pin | | 1 |
| 14 | 6641173 | CONNECTOR | 6 - pin | | 1 |
| 15 | 6641181 | LOCK | 6 - pin | | 1 |
| 16 | 6671669 | MODULE | aux. control - Was 6669529 [C] | | 1 |
| 17 | 85D-4 | NUT | | | 2 |
| 18 | 6710365, | HARNESS | Was 6707676 [A] | 5096 35001-40659 | 1 |
| 18 | | | | 5096 16001-16541 | 1 |
| 18 | 6719149 | HARNESS | Was 6712136 [A] | 5096 40660 & Abv | 1 |
| 18 | | | | 5096 16542-34999 | 1 |
| 19 | | VALVE | See Page HYDRAULIC CONTROL VALVE(1) | | 1 |
| 20 | 6702621 | GRIP | | | 2 |
| 21 | 6722759 | INSTRUCTIONS | for Ref. CONTROLS ELECTRICAL(1), CONTROLS ELECTRICAL(3), CONTROLS ELECTRICAL(5) & CONTROLS ELECTRICAL(7) | | 1 |

DealerNation Quality Equipment Manuals - dealernation@aol.com



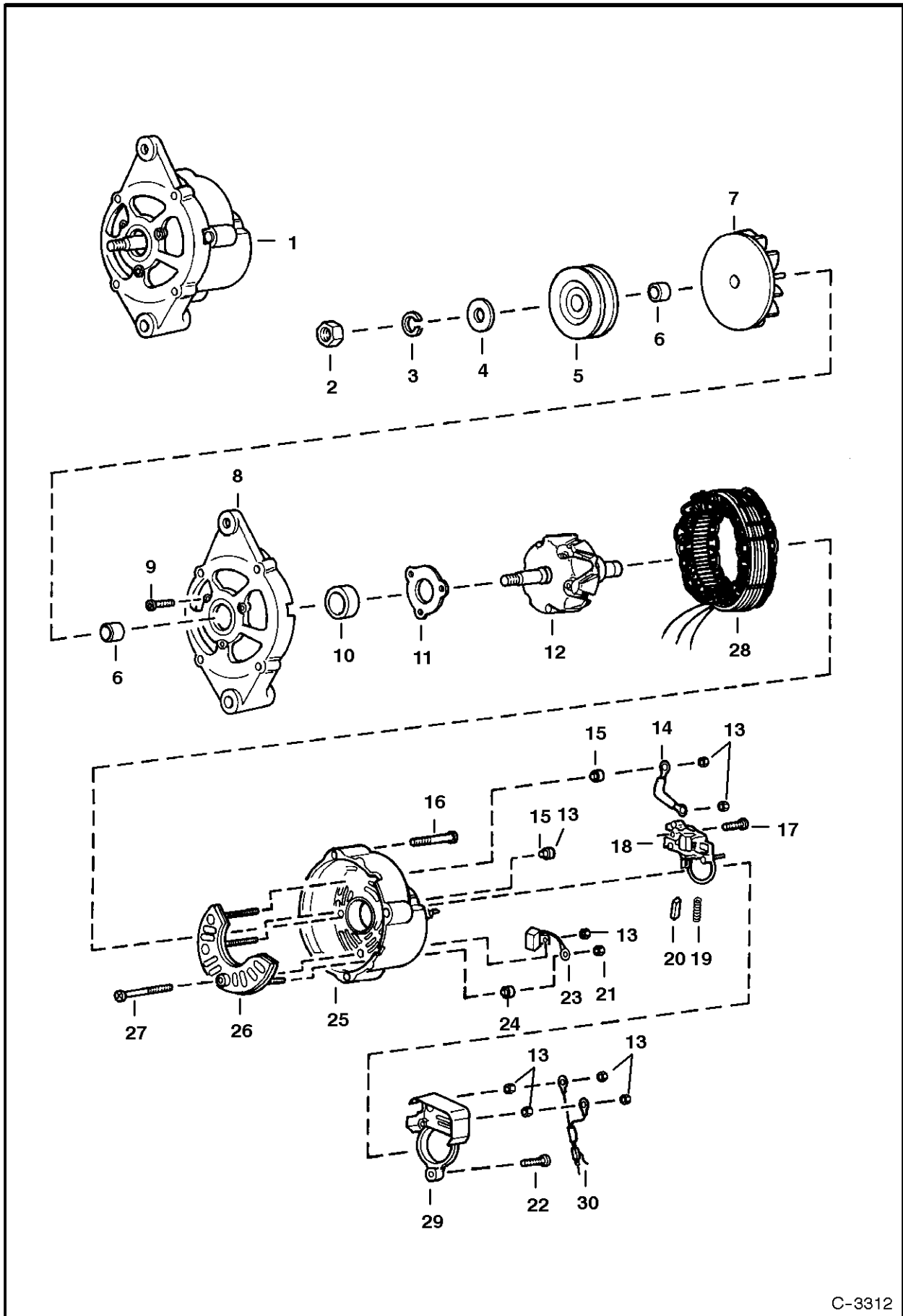
CONTROLS ELECTRICAL

| Ref.N° | Part N° | Description | Remarks | Serial N° | Qty. |
|--------|----------|-------------|---|-----------|------|
| 1 | 6674224 | CONTROLLER | | | 1 |
| 2 | 6675129 | CONTROLLER | Was 6674211 [A] | | 1 |
| 3 | 6715940 | DECAL | operation | | 1 |
| 4 | 6715941 | DECAL | warning | | 1 |
| 5 | | PUMP | | | 1 |
| 6 | 6712365 | STEP | | | 2 |
| 7 | | VALVE | AHC - See Page HYDRAULIC CONTROL VALVE(1) | | 1 |
| 8 | NAP | HANDLE | R.H. - Order Ref. CONTROLS ELECTRICAL(58)- CONTROLS ELECTRICAL(60) - Was 6597774 [A] | & Bel | 1 |
| 8 | NAP | HANDLE | L.H. - Order Ref. CONTROLS ELECTRICAL(58)- CONTROLS ELECTRICAL(60) - Was 6717163 [A] | & Bel | 1 |
| 9 | 6717055 | LEVER | R.H. | | 1 |
| 9 | 6717056 | LEVER | L.H. | | 1 |
| 10 | 6717378 | BOLT | | | 2 |
| 11 | 6640696 | CONNECTOR | 8 pin | | 2 |
| 12 | 6641173 | CONNECTOR | | | 1 |
| 13 | 6641181 | LOCK | | | 1 |
| 14 | 6661183 | LOCK | | | 2 |
| 15 | 6665000 | CLIP | | | 2 |
| 16 | 6665321 | RIVET | male | | 2 |
| 17 | 6665322 | RIVET | female | | 2 |
| 18 | 6670706 | CONNECTOR | 3 pin | | 2 |
| 19 | 6702990 | BUSHING | | | 4 |
| 20 | 6712398 | CONTROL | tilt - R.H. | | 4 |
| 21 | 6713043 | SPACER | | | 4 |
| 22 | 6675515 | HANDLE ASSY | R.H. - Was 6713261 [A] | | 1 |
| 22 | 6640690 | PIN | | | 12 |
| 22 | 6670715 | SOCKET | | | 3 |
| 22 | 6641176 | SEAL | | | 12 |
| 23 | 6713262 | HANDLE ASSY | L.H. | | 1 |
| 23 | 6640690 | PIN | | | 11 |
| 23 | 6640691 | PIN | | | 2 |
| 23 | 6641176 | SEAL | | | 13 |
| 23 | 6677370 | DECAL | | | 1 |
| 24 | NAP | GRIP | Order 6702621inD1} Grip & cut to 2.8' ((71,1 mm) long - Was 6703349 [A] | | 2 |
| 24 | 6702621 | GRIP | | | 2 |
| 25 | 6713898 | COVER | | | 2 |
| 26 | 12D-10 | NUT | | & Bel | 2 |
| 27 | 6716826 | BOLT | | & Bel | 2 |
| 28 | 25GT-410 | BOLT | | | 8 |
| 29 | 6715957 | COVER | | | 2 |
| 30 | 6532127 | BOOT | | | 2 |
| 31 | 6640699 | CONNECTOR | | | 1 |
| 32 | 6640700 | LOCK | | | 1 |
| 33 | 6641178 | CONNECTOR | | | 1 |
| 34 | 6641180 | LOCK | | | 1 |
| 35 | 6670710 | LOCK | | | 2 |
| 36 | 6712397 | CONTROL | lift - L.H. | | 1 |
| 37 | 6641179 | CONNECTOR | | | 1 |
| 38 | 6714726 | PLUG | | | 1 |

CONTROLS ELECTRICAL

| Ref.N° | Part N° | Description | Remarks | Serial N° | Qty. |
|--------|---------|-------------|-----------------------------|-----------|------|
| 39 | 6672285 | ACTUATOR | | | 2 |
| 40 | 6717567 | MOUNT | actuator | | 1 |
| 41 | 6715991 | DECAL | fuse - AHC | | 1 |
| 42 | 6716052 | PIN | | | 2 |
| 43 | 17C-412 | BOLT | | | 3 |
| 44 | 38C-606 | BOLT | | | 2 |
| 45 | 61D-4 | NUT | | | 4 |
| 46 | 6715944 | DECAL | | | 1 |
| 47 | 6708158 | HANDBOOK | AHC | | 1 |
| 48 | 6704436 | PAD | | | 2 |
| 49 | 6716902 | MOUNT | | | 1 |
| 50 | 6717043 | DECAL | operation - W/seat sensor | | 1 |
| 50 | 6717639 | DECAL | operation - W/O seat sensor | | 1 |
| 51 | 4E-4 | WASHER | | | 1 |
| 52 | 6718889 | HARNESS | AHC - Was 6717177 [A] | | 1 |
| 52 | 6717569 | DIODE | 6 amp | | 1 |
| 53 | 17C-408 | BOLT | | | 1 |
| 54 | 6670707 | CONNECTOR | | | 2 |
| 55 | 6670711 | LOCK | | | 2 |
| 56 | 6669224 | BOLT | | | 4 |
| 57 | 6664286 | BOOT | Was 6675280 [A] | | 2 |
| 58 | 6729594 | HANDLE | | | 1 |
| 58 | 6729595 | HANDLE | | | 1 |
| 59 | 6729600 | SPACER | | | 1 |
| 60 | 6727065 | BOLT | | | 2 |

ALTERNATOR (Bobcat)



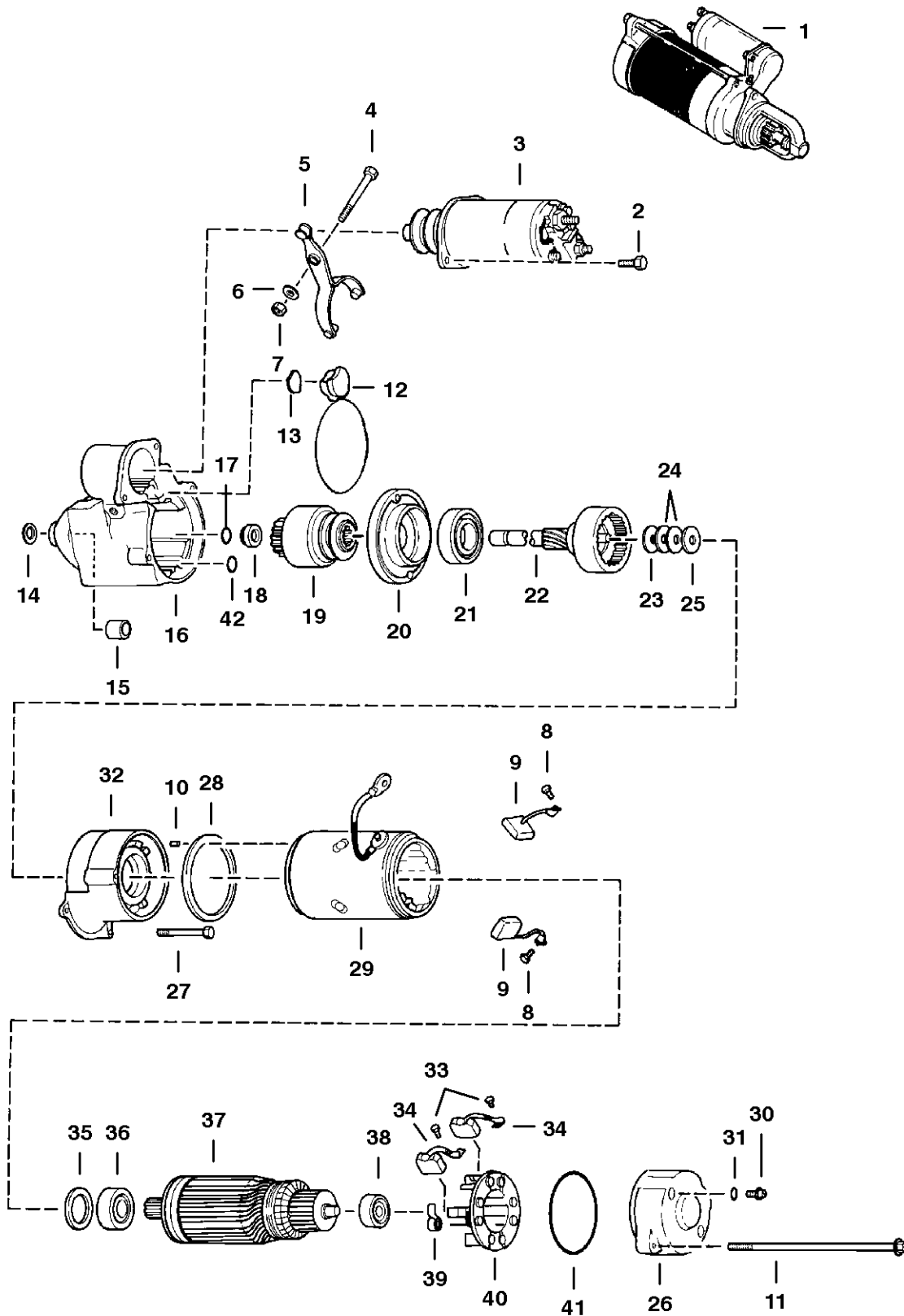
C-3312

ALTERNATOR

Page : 1

| Ref.N° | Part N° | Description | Remarks | Serial N° | Qty. |
|--------|---------|-------------|---|-----------|------|
| 1 | 6661611 | ALTERNATOR | Less Fan & Pulley | | 1 |
| 2 | 6659371 | NUT | | | 1 |
| 3 | 6659372 | WASHER | | | 1 |
| 4 | 6632323 | WASHER | | | 1 |
| 5 | 6571536 | PULLEY | | | 1 |
| 6 | 6659374 | SPACER | | | 2 |
| 7 | 6659375 | FAN | | | 1 |
| 8 | 6659376 | BRACKET | W/Ref. ALTERNATOR(9) - ALTERNATOR(11) | | 1 |
| 9 | 6659378 | BOLT | | | 3 |
| 10 | 6659379 | BEARING | | | 1 |
| 11 | 6632228 | RETAINER | | | 1 |
| 12 | 6659380 | ROTOR | | | 1 |
| 13 | 6659387 | NUT | | | 7 |
| 14 | 6659397 | TERMINAL | | | 1 |
| 15 | 6659386 | HOLDER | | | 2 |
| 16 | 6659392 | BOLT | | | 3 |
| 17 | 6659396 | SCREW | | | 2 |
| 18 | 6659393 | REGULATOR | W.Ref. ALTERNATOR(19) & ALTERNATOR(20) | | 1 |
| 19 | 6659395 | SPRING | | | 2 |
| 20 | 6659394 | BRUSH | | | 2 |
| 21 | 6659391 | NUT | | | 1 |
| 22 | 6659399 | SCREW | | | 1 |
| 23 | 6659388 | CONDENSER | | | 1 |
| 24 | 6659390 | HOLDER | | | 1 |
| 25 | 6659382 | BRACKET | rear - W/Ref. ALTERNATOR(13), ALTERNATOR(15), ALTERNATOR(21) & ALTERNATOR(23) - ALTERNA TOR(27) | | 1 |
| 26 | 6659384 | RECTIFIER | | | 1 |
| 27 | 6659385 | SCREW | | | 1 |
| 28 | 6659381 | STATOR | | | 1 |
| 29 | 6659398 | COVER | | | 1 |
| 30 | 6659400 | CONNECTOR | assy. | | 1 |

STARTER (1113273 or 10479613)



D-2119

STARTER

| Ref.N° | Part N° | Description | Remarks | Serial N° | Qty. |
|--------|----------|-------------|--|-----------|------|
| 1 | NAP | STARTER | Order 6714082inD1} Starter Kit - See Page STARTER KIT(1) - Was 6660797 [A] | | 1 |
| 1 | 6660797 | STARTER | Remanufactured | | 1 |
| 2 | NSS | SCREW | | | 2 |
| 3 | 6658582 | SOLENOID | | | 1 |
| 4 | 1CM-650 | BOLT | | | 1 |
| 5 | 6658572 | LEVER | | | 1 |
| 6 | 1EM-60 | WASHER | | | 1 |
| 7 | 7DM-6 | NUT | | | 1 |
| 8 | 13GM-404 | SCREW | | | 2 |
| 9 | 6658566 | BRUSH | | | 2 |
| 10 | NSS | PIN | | | 1 |
| 11 | NSS | BOLT | | | 2 |
| 12 | NSS | PLUG | | | 1 |
| 13 | NSS | WASHER | | | 1 |
| 14 | NSS | WASHER | | | 1 |
| 15 | 6658567 | BUSHING | | | 1 |
| 16 | 6658579 | HOUSING | drive | | 1 |
| 17 | NSS | RING | | | 1 |
| 18 | 6658573 | STOP | | | 1 |
| 19 | 6661688 | DRIVE | | | 1 |
| 20 | 6661686 | SUPPORT | drive - W/Seal | | 1 |
| 21 | 6658571 | SUPPORT | center | | 1 |
| 22 | 6658576 | SHAFT | drive | | 1 |
| 23 | NSS | WASHER | | | 1 |
| 24 | NSS | WASHER | | | 2 |
| 25 | NSS | WASHER | | | 1 |
| 26 | 6658577 | SUPPORT | armature | | 1 |
| 27 | NSS | BOLT | | | 2 |
| 28 | NSS | GASKET | | | 1 |
| 29 | 6658580 | FRAME | assy. | | 1 |
| 30 | NSS | SCREW | | | 2 |
| 31 | NSS | WASHER | | | 2 |
| 32 | 6658575 | FRAME | | | 1 |
| 33 | 13GM-408 | SCREW | | | 2 |
| 34 | 6658565 | BRUSH | | | 2 |
| 35 | NSS | SPACER | | | 1 |
| 36 | 6658569 | BEARING | | | 1 |
| 37 | 6658574 | ARMATURE | | | 1 |
| 38 | 6658570 | BEARING | | | 1 |
| 39 | 6658568 | SPRING | | | 4 |
| 40 | 6658564 | HOLDER | brush assy. | | 1 |
| 41 | 6658581 | O-RING | | | 1 |
| 42 | NSS | O-RING | For 10479613 | | 1 |

This exploded view diagram illustrates the assembly of a mechanical component, likely a pump or motor. The parts are numbered 1 through 44. The diagram shows the following components and their assembly sequence:

- Motor/Actuator (1):** The main drive unit at the top left.
- Shaft and Coupling (2, 3, 4, 5, 6, 7, 8, 9, 10, 11, 12, 13, 14, 15, 16, 17, 18, 19, 20, 21, 22, 23, 24, 25, 26, 27, 28, 29, 30, 31, 32, 33, 34, 35, 36, 37, 38, 39, 40, 41, 42, 43, 44):** The central shaft assembly, including various couplings, bearings, and seals.
- Mounting and Fasteners (10, 12, 14, 16, 18, 20, 22, 24, 26, 28, 30, 32, 34, 36, 38, 40, 42, 44):** Various bolts, nuts, and washers used to secure the assembly.
- Seals and O-rings (13, 15, 17, 19, 21, 23, 25, 27, 29, 31, 33, 35, 37, 39, 41, 43):** Components used to prevent leakage and ensure proper sealing.

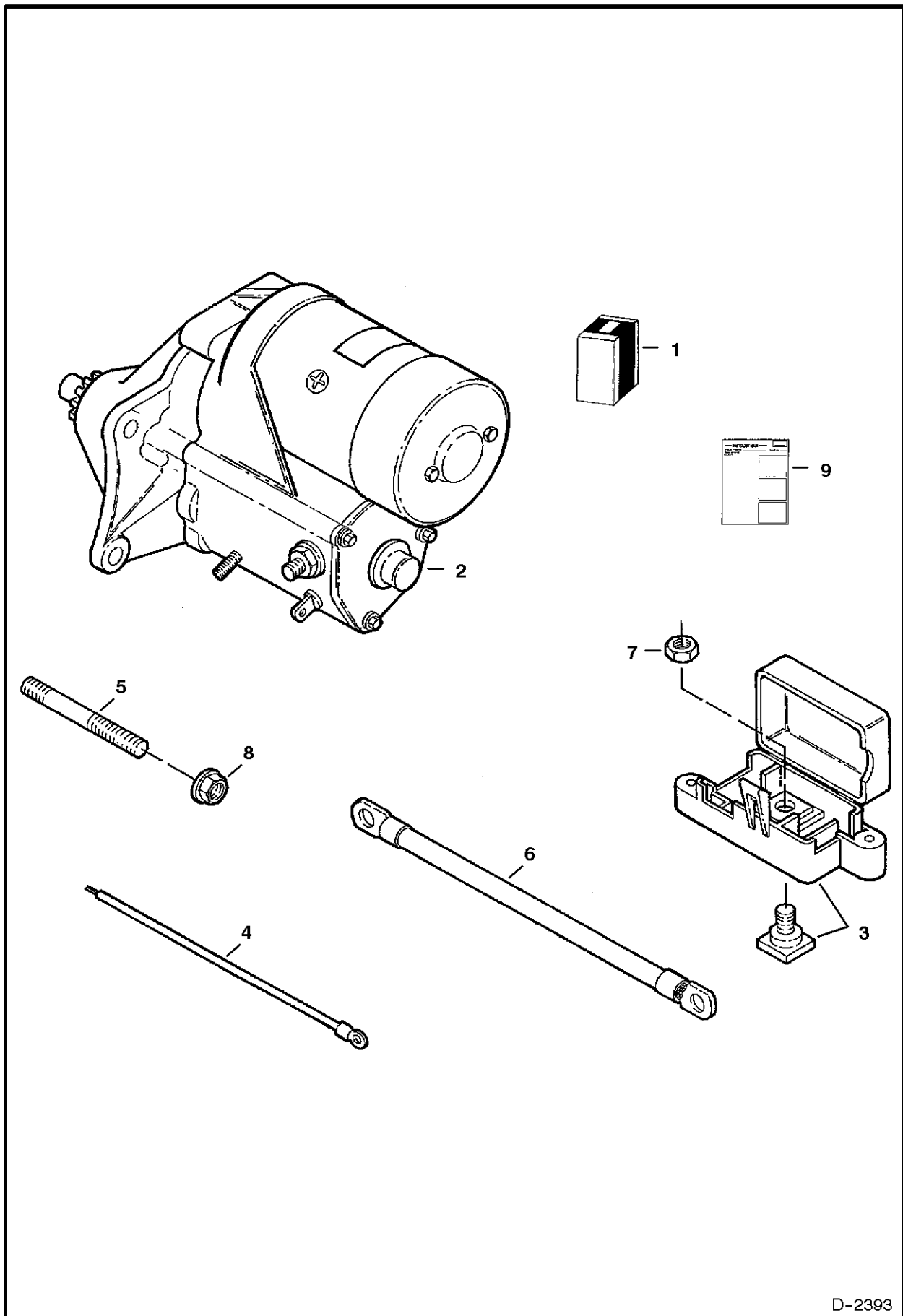
The diagram uses dashed lines to indicate the assembly path and the relative positions of the parts. The parts are arranged in a logical sequence from top to bottom, showing the flow of assembly.

Model 773 Loader Parts

STARTER

| Ref.N° | Part N° | Description | Remarks | Serial N° | Qty. |
|--------|---------|---------------|--|-----------|------|
| 1 | 6667587 | STARTER | | | 1 |
| 2 | 6666621 | ARMATURE | W/Ref. STARTER(3) & STARTER(4) | | 1 |
| 3 | 6632417 | BEARING | | | 1 |
| 4 | 6632418 | BEARING | | | 1 |
| 4 | 6671128 | BEARING | | | 1 |
| 4 | 6671129 | BEARING | | | 1 |
| 5 | 6632419 | HOUSING ASSY. | | | 1 |
| 6 | 6632421 | SPRING | | | 4 |
| 7 | 6632420 | BRUSH HOLDER | W/Ref. STARTER(6) | | 1 |
| 8 | 6666634 | BOLT | 5mm x 9,4 mm | | 2 |
| 9 | 6666637 | NUT | | | 1 |
| 10 | 6666636 | BOLT | 6mm x 181mm | | 2 |
| 11 | 6671121 | COVER | | | 1 |
| 12 | 6666635 | BOLT | 5mm x 8mm | | 1 |
| 13 | 6666632 | O-RING | | | 1 |
| 14 | 6666630 | WASHER | 10mm | | 1 |
| 15 | 6666629 | WASHER | | | 3 |
| 16 | 6666631 | O-RING | | | 3 |
| 17 | 6632430 | ROLLER | | | 5 |
| 18 | 6632429 | RETAINER | | | 1 |
| 19 | 6632428 | PINION | | | 1 |
| 20 | 6666633 | BOLT | 6mm x 50mm | | 3 |
| 21 | 6671122 | BALL | | | 3 |
| 22 | 6632436 | SPRING | | | 1 |
| 23 | 6662437 | WASHER | | | 1 |
| 24 | 6666628 | NUT | 10mm | | 1 |
| 25 | 6671117 | TERMINALS | | | 1 |
| 26 | 6666622 | DRIVE | | | 1 |
| 27 | 6671124 | HOUSING | | | 1 |
| 28 | 6669365 | BOOT | | | 1 |
| 29 | 6671119 | CLUTCH ASSY. | Ref. STARTER(26) & STARTER(30) - STARTER(33) | | 1 |
| 30 | 6671118 | PINION | | | 1 |
| 31 | 6671127 | BEARING | | | 1 |
| 32 | 6632441 | SPRING | | | 1 |
| 33 | 6669354 | SHAFT | | | 1 |
| 34 | 6671123 | HOUSING | | | 1 |
| 35 | 6671116 | TERMINALS | | | 1 |
| 36 | 6632432 | PLUNGER | | | 1 |
| 37 | 6632433 | GASKET | | | 1 |
| 38 | 6632434 | COVER | | | 1 |
| 39 | 6669359 | TERMINAL | | | 1 |
| 40 | 6671120 | TERMINAL | | | 1 |
| 41 | 6669360 | BUSHING | | | 1 |
| 42 | 6669372 | COVER | | | 1 |
| 43 | 6671126 | SCREW | | | 1 |
| 44 | 6671125 | WASHER | | | 1 |

STARTER KIT
(Nippondenso to service Delco)

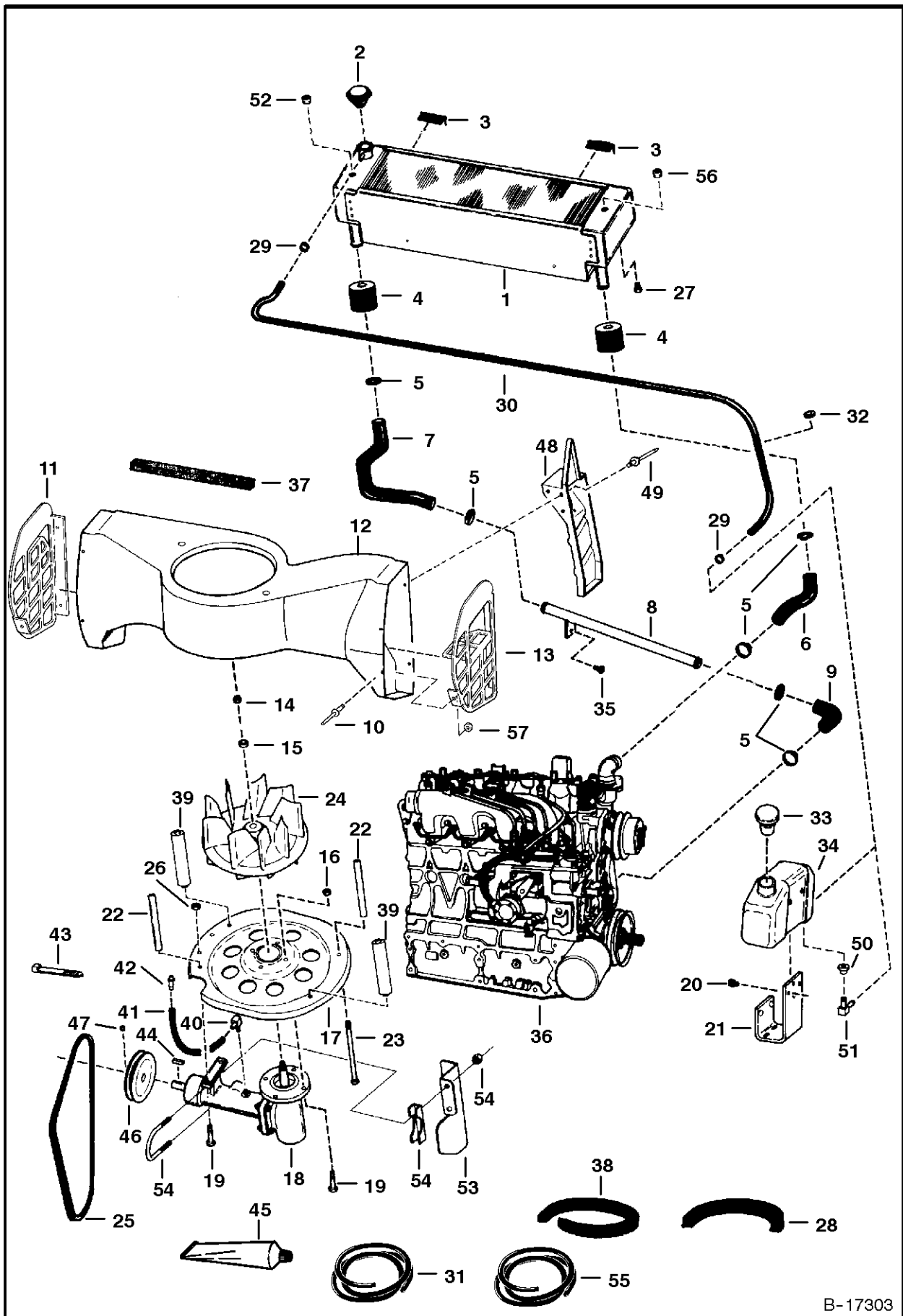


D-2393

STARTER KIT

| Ref.N° | Part N° | Description | Remarks | Serial N° | Qty. |
|--------|---------|--------------|--------------------------------------|-----------|------|
| 1 | 6714082 | STARTER KIT | Ref. STARTER KIT(2) - STARTER KIT(9) | | 1 |
| 2 | 6667587 | STARTER | See Page STARTER(1) | | 1 |
| 3 | 6670558 | TERMINAL | | | 1 |
| 4 | 6713488 | WIRE | | | 1 |
| 5 | 6713780 | ROD | threaded | | 1 |
| 6 | 6713821 | CABLE | | | 1 |
| 7 | 32DM-10 | NUT | | | 1 |
| 8 | 57D-6 | NUT | | | 1 |
| 9 | 6724979 | INSTRUCTIONS | | | 1 |

COOLING SYSTEM



B-17303

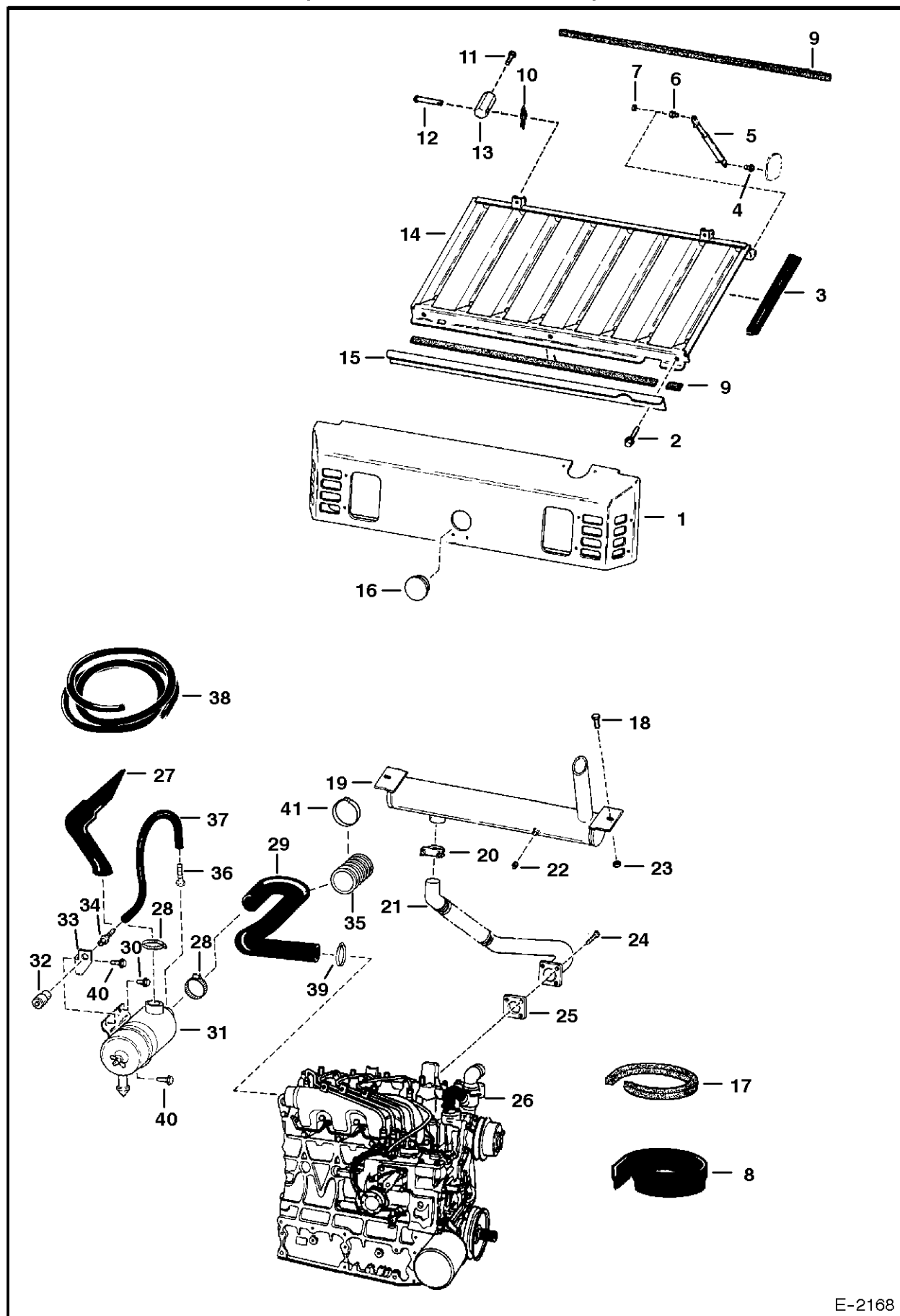
COOLING SYSTEM

| Ref.N° | Part N° | Description | Remarks | Serial N° | Qty. |
|--------|----------|---------------|--|-----------|------|
| 1 | NAP | RADIATOR | \$Order 6666384 Radiator & Ref. COOLING SYSTEM(56) - Was 6659460 [A] | | 1 |
| 1 | 6666384 | RADIATOR | | | 1 |
| 2 | 6646678 | CAP | 14 PSI | | 1 |
| 3 | NAP | MOULDING | 3" (76,2 mm) long - Order Ref. COOLING SYSTEM(28) | | 2 |
| 4 | 6726433 | SPACER | Was 6704829 [A] | | 2 |
| 5 | 6518820 | CLAMP | worm gear | | 6 |
| 5 | 5HM-42 | CLAMP | constant tension | | 6 |
| 6 | 6578280 | HOSE | | | 1 |
| 7 | 6578279 | HOSE | | | 1 |
| 8 | 6576029 | TUBE ASSY | | | 1 |
| 9 | 6576028 | HOSE | | | 1 |
| 10 | 6706517 | SCREW | plastic louvers - Was 6579119 [A] | | 8 |
| 10 | 6661209 | RIVET | steel louvers | | 6 |
| 11 | NAP | LOUVER | L.H. - plastic - Order 6716571inD1} Louver & (4) of 6706517inD1}! Screw & drill (4) new holes in Ref. COOLING SYSTEM(12) - Was 6 | | 1 |
| 11 | NAP | LOUVER | L.H. - steel - Order 6716571inD1} Louver & (4) of 6706517inD1}! Screw & drill (4) new holes in Ref. COOLING SYSTEM(12) - Was 671 | | 1 |
| 11 | 6716571 | LOUVER | L.H. - plastic | | 1 |
| 12 | 6702977 | HOUSING | | | 1 |
| 13 | NAP | LOUVER | R.H. - plastic - Order 6716573inD1} Louver & (4) of 6706517inD1}! Screw & drill (4) new holes in Ref. COOLING SYSTEM(12) - Was 6 | | 1 |
| 13 | NAP | LOUVER | R.H. - steel - Order 6716573inD1} Louver & (4) of 6706517inD1}! Screw & drill (4) new holes in Ref. COOLING SYSTEM(12) - Was 671 | | 1 |
| 13 | 6716573 | LOUVER | R.H. - plastic | | 1 |
| 14 | 96D-8 | NUT | Was 86D-8 [B] | | 1 |
| 15 | 6701097 | WASHER | Was 6803867 [A] | | 1 |
| 16 | 7D-6 | NUT | | | 4 |
| 17 | 6577227 | INLET | 8-hole | | 1 |
| 17 | 6717478 | INLET | 4-slot | | 1 |
| 18 | 6702138 | HOUSING ASSY. | See Page COOLING FAN DRIVE ASSY.(1) | | 1 |
| 19 | 17C-616 | BOLT | | | 6 |
| 20 | 84G-3708 | BOLT | | | 2 |
| 21 | 6709415 | MOUNT | Was 6571814 [A] | | 1 |
| 22 | 6577382 | SPACER | | | 2 |
| 23 | 17C-6116 | BOLT | | | 4 |
| 24 | 6715142 | FAN | Was 6700334 [A] | | 1 |
| 25 | 6704607 | BELT | fan - 40.25' (1022,4 mm) long | | 1 |
| 25 | 6715478 | BELT | fan - 40'(1016 mm) long | | 1 |
| 26 | 61D-6 | NUT | | | 6 |
| 27 | 35C-508 | BOLT | | | 2 |
| 28 | 6649402 | MOULDING | bulk - Sold Per Foot | | x |
| 29 | 6515575 | CLAMP | | | 4 |
| 30 | NAP | HOSE | 62" (1574,8 mm) long - Order Ref. COOLING SYSTE M(55) | | 1 |
| 31 | 6577822 | HOSE | bulk - Sold Per Foot | | x |
| 32 | 1303932 | GROMMET | | | 1 |
| 33 | 6702797 | CAP | | | 1 |

COOLING SYSTEM

| Ref.N° | Part N° | Description | Remarks | Serial N° | Qty. |
|--------|---------|-------------|--|-----------|------|
| 34 | 6576660 | TANK | | | 1 |
| 35 | 17C-612 | BOLT | | | 1 |
| 36 | 6704441 | ENGINE | See Page ENGINE & GASKET KITS(1) | | 1 |
| 37 | NAP | MOULDING | 42" (1066,8 mm) long - Order Ref . COOLING SYSTE M(38) | | 1 |
| 38 | 6511855 | FOAM STRIP | bulk - Sold Per Foot - adhesive | | x |
| 39 | 6704907 | SPACER | | | 2 |
| 40 | 6657376 | ELBOW | | | 1 |
| 41 | NAP | HOSE | 19-1/2" (495,3 mm) long - Order Ref. COOLING SYSTEM(31) | | 1 |
| 42 | 6670627 | BREATHER | Was 6646626 [A] | | 1 |
| 43 | 6610510 | NYLON TIE | | | 1 |
| 44 | 7J-2108 | KEY | | | 1 |
| 45 | 6650407 | ADHESIVE | 1oz. tube | | x |
| 46 | 6703483 | PULLEY | 5.25'(133,3 mm) O.D. | | 1 |
| 46 | 6715924 | PULLEY | 4.5'(114,3 mm) O.D. | | 1 |
| 47 | 6715143 | SET SCREW | \$bond W/Ref. COOLING SYSTEM(45) - Was 6712006 \$ [A] | | 2 |
| 48 | 6704929 | INLET | fuel fill | | 1 |
| 49 | 6661209 | RIVET | Was 6630207 [A] | | 5 |
| 50 | 6553411 | BUSHING | alternate design | | 1 |
| 51 | 6553412 | ELBOW | alternate design | | 1 |
| 52 | 6704753 | PLUG | brass - .25' - Used W/O B.O.S.S. Option | | 1 |
| 53 | 6719851 | SHIELD | belt - Was 6707797 [A] | | 1 |
| 54 | 6626631 | CLAMP | | | 1 |
| 55 | 6667189 | HOSE | bulk - Sold Per Foot | | x |
| 56 | 6704753 | PLUG | brass - .25' | | 1 |
| 57 | 25E-10 | WASHER | | | 6 |

ENGINE & ATTACHING PARTS (Air Cleaner, Muffler & Grill)

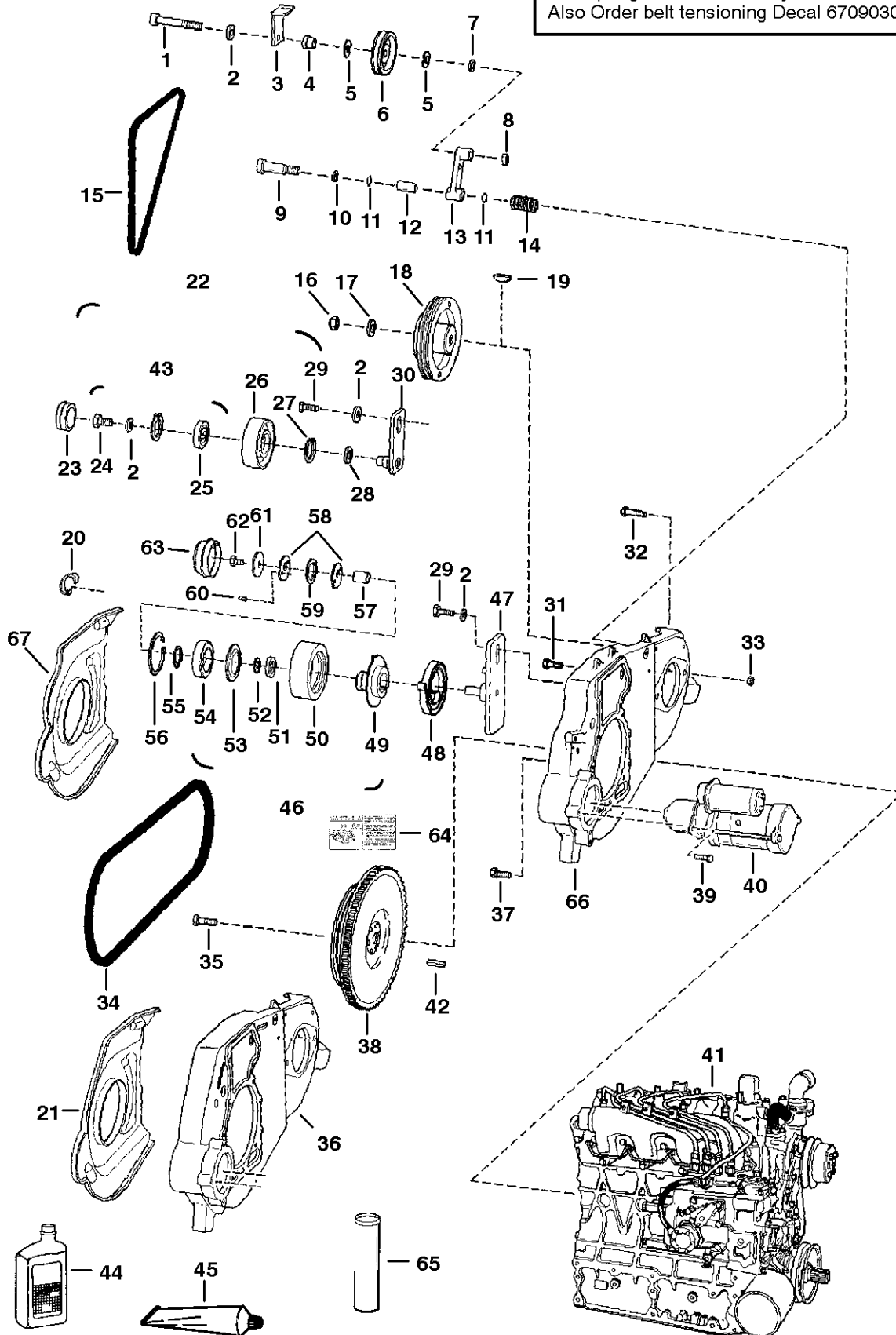


ENGINE & ATTACHING PARTS

| Ref.N° | Part N° | Description | Remarks | Serial N° | Qty. |
|--------|----------|-------------|--|------------------|------|
| 1 | 6703868 | HOOD | steel | 5096 35001-43760 | 1 |
| 1 | | | | 5096 16001-16767 | 1 |
| 2 | 84G-3112 | BOLT | | | 3 |
| 3 | NAP | MOULDING | 14.65" (372,1 mm) long - Order Ref. ENGINE & ATTACHING PARTS(8) | | 2 |
| 4 | 6705052 | BALL STUD | weld on | | 1 |
| 5 | 6674285 | GAS SPRING | Was 6673758 [A] | | 1 |
| 6 | 6649244 | BALL STUD | | | 1 |
| 7 | 61D-5 | NUT | | | 1 |
| 8 | 6646705 | MOULDING | bulk - Sold Per Foot | | x |
| 9 | NAP | FOAM STRIP | 34.5" (876,3 mm) long - Order Ref. ENGINE & ATTACHING PARTS(17) | | 2 |
| 10 | 6631418 | PIN | ring | | 2 |
| 11 | 17C-608 | BOLT | | | 2 |
| 12 | 6567743 | PIN | | | 2 |
| 13 | 6579326 | MOUNT | | | 2 |
| 14 | 6718291 | GRILL | Was 6705131 [A] | | 1 |
| 15 | 6708981 | BRACKET | Was 6703471 [A] | | 1 |
| 16 | 6718796 | PLUG | Was 6660646 [A] | | 1 |
| 17 | 6511855 | FOAM STRIP | bulk - Sold Per Foot - self adhesive | | x |
| 18 | 35C-612 | BOLT | | | 2 |
| 19 | 6671667 | MUFFLER | Was 6661768 [A] | | 1 |
| 20 | 6677363 | CLAMP | Was 657904 [A] | | 1 |
| 21 | 6701151 | PIPE | | | 1 |
| 22 | 6661062 | PLUG | brass 3/8" (9,5 mm) | | 1 |
| 23 | 61D-6 | NUT | | | 2 |
| 24 | 6701123 | BOLT | | | 4 |
| 25 | 6575580 | GASKET | | | 1 |
| 26 | | ENGINE | See Page ENGINE & GASKET KITS(1) | | 1 |
| 27 | 6718237 | HOSE | Was 6703332 [A] | | 1 |
| 28 | 6598799 | CLAMP | | | 2 |
| 28 | 42H-52 | CLAMP | | | 2 |
| 29 | 6705281 | HOSE | W/Ref. ENGINE & ATTACHING PARTS(41) & ENGINE & ATTACHING PARTS(35) | 5096 35001-43760 | 1 |
| 29 | | | | 509616001-16767 | 1 |
| 29 | 6714889 | HOSE | W/Ref. ENGINE & ATTACHING PARTS(41) & ENGINE & ATTACHING PARTS(35) | 5096 43761 & Abv | 1 |
| 29 | | | | 5096 16768-34999 | 1 |
| 30 | 84G-3708 | BOLT | | | 2 |
| 31 | | AIR CLEANER | See Page AIR CLEANER(1) | | 1 |
| 32 | 6515007 | INDICATOR | dust - W/O BOSS Option | | 1 |
| 33 | 6704823 | BRACKET | W/O BOSS Option | | 1 |
| 34 | 6505813 | ADAPTER | barbed - W/O BOSS Option - Was 6705813 [A] | | 1 |
| 35 | 6706393 | SHIELD | 5'(127mm) long-W/O BOSS Opt. | | 1 |
| 36 | 6563452 | ADAPTER | barbed - W/O BOSS Option | | 1 |
| 37 | NAP | HOSE | 12'(304,8 mm) long - \$Order Ref. ENGINE & ATTACHING PARTS(38) - W/O BOSS Option | | 1 |
| 38 | 6557720 | HOSE | bulk - Sold Per Foot | | x |
| 39 | 42H-32 | CLAMP | Was 42H-24 [B] | | 1 |
| 40 | 84G-3712 | BOLT | | | 1 |
| 41 | 6664004 | CLAMP | | | 1 |

ENGINE & ATTACHING PARTS (Belt Drive System)

NOTE: When converting from a fixed idler assy. to a spring loaded idler assy. it is necessary to Also Order belt tensioning Decal 6709030.



B-17304

ENGINE & ATTACHING PARTS

| Ref.N° | Part N° | Description | Remarks | Serial N° | Qty. |
|--------|----------|-------------|--|------------------|------|
| 1 | 73G-656 | BOLT | | | 1 |
| 2 | 6704484 | WASHER | thrust | | 3 |
| 3 | 6702474 | RETAINER | fan drive idler belt | | 1 |
| 4 | 6704443 | BUSHING | spacer | | 1 |
| 5 | 6660995 | RING | grease | | 2 |
| 6 | 6662997 | PULLEY | fan drive idler | | 1 |
| 7 | 6704444 | WASHER | | | 1 |
| 8 | 61D-6 | NUT | | | 1 |
| 9 | 38C-820 | BOLT | shoulder | | 1 |
| 10 | 6655781 | BEARING | | | 1 |
| 11 | 6704820 | O-RING | | | 2 |
| 12 | NAP | BEARING | bronze - Was 6655780 [A] | | 1 |
| 12 | 6670682 | BEARING | nylon | | 1 |
| 13 | 6725212 | IDLER ARM | W/Ref. ENGINE & ATTACHING PARTS(12) - Was 6703507 [A] | | 1 |
| 14 | 6700115 | SPRING | | | 1 |
| 15 | | BELT | fan drive - See Page COOLING SYSTEM(1) | | 1 |
| 16 | 92D-12 | NUT | | | 1 |
| 17 | 6576033 | WASHER | | | 1 |
| 18 | 6704424 | PULLEY | to hyd. pump - 3 groove | | 1 |
| 19 | 6J-807 | KEY | | | 1 |
| 20 | 6703022 | CLIP | | | 3 |
| 21 | 6704450 | SHIELD | | | 1 |
| 22 | NAP | IDLER ASSY. | fixed - Ref. ENGINE & ATTACHING PARTS(2) & ENGINE & ATTACHING PARTS(23) - ENGINE & ATTACHING PARTS(28) & ENGINE & ATTACHING PART | 5096 35001-39558 | 1 |
| 22 | | | | 5096 16001-16495 | 1 |
| 23 | 6660967 | CAP | grease | 5096 35001-39558 | 1 |
| 23 | | | | 5096 16001-16495 | 1 |
| 24 | 35C-612 | BOLT | | 5096 35001-39558 | 1 |
| 24 | | | | 5096 16001-16495 | 1 |
| 25 | NAP | BEARING | Order Ref. ENGINE & ATTACHING PARTS(43) | 5096 35001-39558 | 1 |
| 25 | | | | 5096 16001-16495 | 1 |
| 26 | 6704416 | PULLEY | idler - Also Order Ref. ENGINE & ATTACHING PARTS(43) | 5096 35001-39558 | 1 |
| 26 | | | | 5096 16001-16495 | 1 |
| 27 | 6661066 | SEAL | Also Order Ref. ENGINE & ATTACHING PARTS(28) | 5096 35001-39558 | 1 |
| 27 | | | | 5096 16001-16495 | 1 |
| 28 | 6661070 | SLEEVE | wear- Also Order Ref. ENGINE & ATTACHING PARTS(27) | 5096 35001-39558 | 1 |
| 28 | | | | 5096 16001-16495 | 1 |
| 29 | 17C-620 | BOLT | | | 1 |
| 30 | 6708625 | BRACKET | Was 6705447 [A] | 5096 35001-39558 | 1 |
| 30 | | | | 5096 16001-16495 | 1 |
| 31 | 6CM-1230 | SCREW | | | 2 |
| 32 | 17C-828 | BOLT | hyd. pump mount | | 2 |
| 33 | 85D-8 | NUT | | | 2 |
| 34 | 6660994 | BELT | pump drive - 3 groove | 5096 35001-45812 | 1 |
| 34 | | | | 5096 16790 & Bel | 1 |
| 34 | 6672021 | BELT | pump drive | 5096 45813 & Abv | 1 |
| 34 | | | | 5096 16791-34999 | 1 |

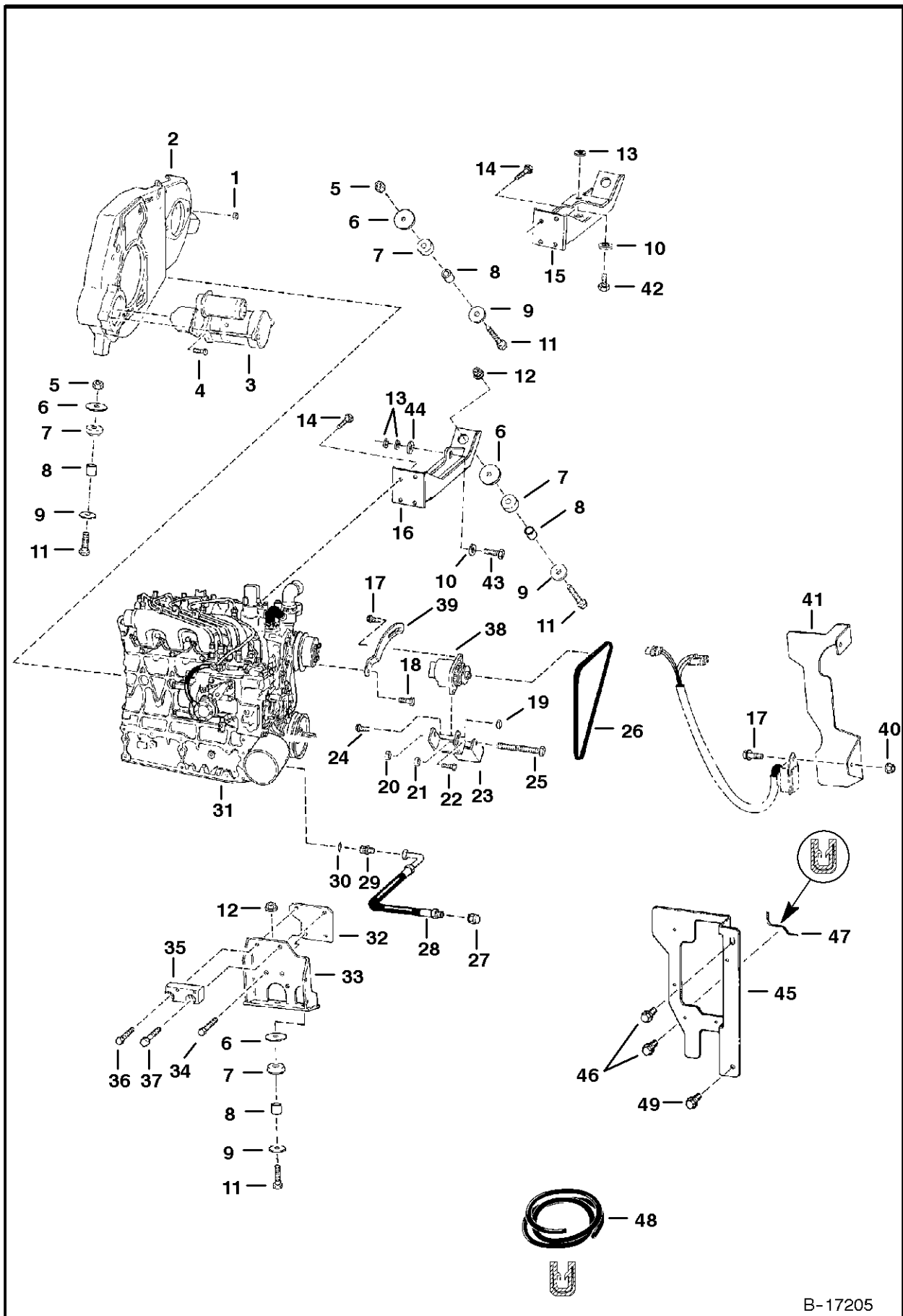
ENGINE & ATTACHING PARTS

| Ref.N° | Part N° | Description | Remarks | Serial N° | Qty. |
|--------|----------|----------------|--|------------------|------|
| 35 | 6652487 | BOLT | | | 6 |
| 36 | NAP | MOUNT | Order Ref. ENGINE & ATTACHING PARTS(66) & ENGINE & ATTACHING PARTS(67) - Was 6700541 [A] | | 1 |
| 37 | 5CM-1025 | BOLT | | | 7 |
| 38 | 6704874 | FLYWHEEL ASSY. | W/Ring Gear & Ref. ENGINE & ATTACHING PARTS(42) -3 groove | 5096 35001-45812 | 1 |
| 38 | | | | 5096 16790 & Bel | 1 |
| 38 | 6715165 | FLYWHEEL | W/Ring Gear | 5096 16791-34999 | 1 |
| 38 | | | | 5096 45813 & Abv | 1 |
| 38 | 6510470 | RING GEAR | | | 1 |
| 39 | 35C-620 | BOLT | | | 3 |
| 40 | | STARTER | See Page STARTER(1) & STARTER(1) | | 1 |
| 41 | | ENGINE | See Page ENGINE & GASKET KITS(1) | | 1 |
| 42 | 14J-1808 | PIN | | | 1 |
| 43 | 6722248 | REPAIR KIT | bearing - Ref. ENGINE & ATTACHING PARTS(23), ENGINE & ATTACHING PARTS(25), ENGINE & ATTACHING PARTS(27) & ENGINE & ATTACHING PAR | 5096 35001-39558 | 1 |
| 43 | | | | 5096 16001-16495 | 1 |
| 44 | 6661405 | OIL | Use W/Ref. ENGINE & ATTACHING PARTS(22) & ENGINE & ATTACHING PARTS(43) | | x |
| 45 | 6633583 | SEALANT | Use W/Ref. ENGINE & ATTACHING PARTS(23) & ENGINE & ATTACHING PARTS(26) and ENGINE & ATTACHING PARTS(28) & ENGINE & ATTACHING PAR | | x |
| 46 | 6711698 | IDLER ASSY. | spring loaded - Ref. ENGINE & ATTACHING PARTS(47) - ENGINE & ATTACHING PARTS(63) - Also Order Ref. ENGINE & ATTACHING PARTS(64) | 5096 39559 & Abv | 1 |
| 46 | | | | 5096 16496-34999 | 1 |
| 46 | 6714212 | PULLEY ASSY. | Ref. ENGINE & ATTACHING PARTS(49) - ENGINE & ATTACHING PARTS(57) | 5096 39559 & Abv | 1 |
| 46 | | | | 5096 16496-34999 | 1 |
| 47 | 6708767 | BRACKET | | 5096 39559 & Abv | 1 |
| 47 | | | | 5096 16496-34999 | 1 |
| 48 | 6705491 | SPRING | torsion | 5096 39559 & Abv | 1 |
| 48 | | | | 5096 16496-34999 | 1 |
| 49 | 6711699 | HUB ASSY. | Was 6708815 [A] | 5096 39559 & Abv | 1 |
| 49 | | | | 5096 16496-34999 | 1 |
| 50 | 6704391 | PULLEY | idler | 5096 39559 & Abv | 1 |
| 50 | | | | 5096 16496-34999 | 1 |
| 51 | 6661112 | SEAL | | 5096 39559 & Abv | 1 |
| 51 | | | | 5096 16496-34999 | 1 |
| 52 | 6703168 | BEARING | thrust | 5096 39559 & Abv | 1 |
| 52 | | | | 5096 16496-34999 | 1 |
| 53 | 6664209 | SEAL | | 5096 39559 & Abv | 1 |
| 53 | | | | 5096 16496-34999 | 1 |
| 54 | 6668114 | BEARING | ball - Was 6662899 [A] | 5096 39559 & Abv | 1 |
| 54 | | | | 5096 16496-34999 | 1 |
| 55 | 6658536 | SNAP RING | | 5096 39559 & Abv | 1 |
| 55 | | | | 5096 16496-34999 | 1 |
| 56 | 6658847 | SNAP RING | | 5096 39559 & Abv | 1 |
| 56 | | | | 5096 16496-34999 | 1 |
| 57 | 6704393 | BEARING | bronze sleeve | 5096 39559 & Abv | 1 |

ENGINE & ATTACHING PARTS

| Ref.N° | Part N° | Description | Remarks | Serial N° | Qty. |
|--------|----------|-------------|---|------------------|------|
| 57 | | | | 5096 16496-34999 | 1 |
| 58 | 6705231 | WASHER | | 5096 39559 & Abv | 2 |
| 58 | | | | 5096 16496-34999 | 2 |
| 59 | 6710585 | WASHER | wave spring - Was 6709008 [A] | 5096 39559 & Abv | 1 |
| 59 | | | | 5096 16496-34999 | 1 |
| 60 | 6713370 | PIN | Was 14J-1808 [B] | 5096 39559 & Abv | 2 |
| 60 | | | | 5096 16496-34999 | 2 |
| 61 | 6705232% | WASHER | | 5096 39559 & Abv | 1 |
| 61 | | | | 5096 16496-34999 | 1 |
| 62 | 17C-610 | BOLT | | 5096 39559 & Abv | 1 |
| 62 | | | | 5096 16496-34999 | 1 |
| 63 | 6708770 | CAP | dust | 5096 39559 & Abv | 1 |
| 63 | | | | 5096 16496-34999 | 1 |
| 64 | 6709030 | DECAL | SEE NOTE - belt tension for spring loaded idler | 5096 39559 & Abv | 1 |
| 64 | | | | 5096 16496-34999 | 1 |
| 65 | 6599719 | GREASE | Use W/Ref. ENGINE & ATTACHING PARTS(46) | | x |
| 66 | 6728062 | MOUNT | | | 1 |
| 67 | 6726938 | SHIELD | | | 1 |

ENGINE & ATTACHING PARTS (Engine Mounts)



B-17205

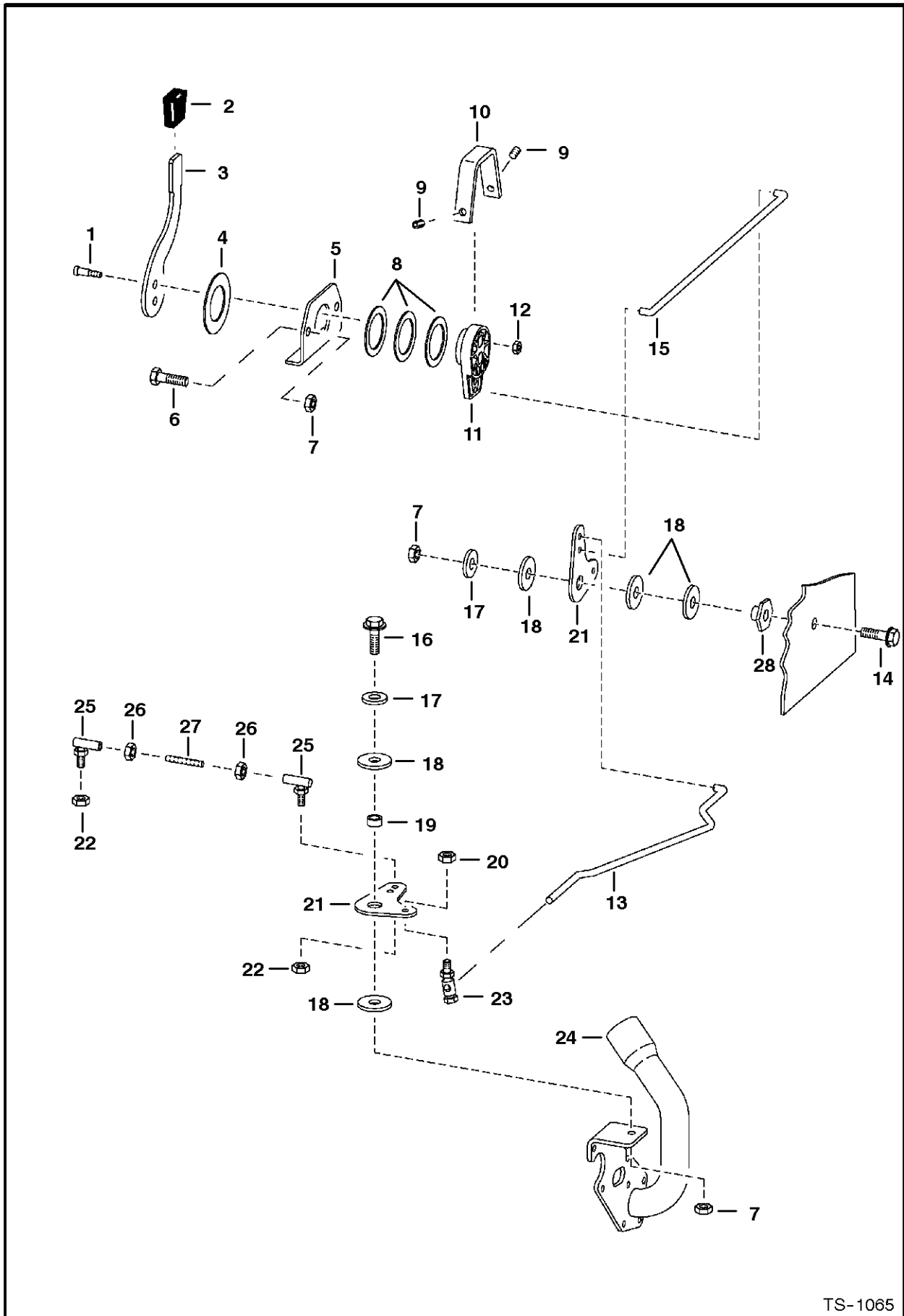
ENGINE & ATTACHING PARTS

| Ref.N° | Part N° | Description | Remarks | Serial N° | Qty. |
|--------|----------|-------------|---|-----------|------|
| 1 | 85D-8 | NUT | | | 2 |
| 2 | 6700541 | MOUNT | | | 1 |
| 3 | | STARTER | See Page STARTER(1) & STARTER(1) | | 1 |
| 4 | 35C-620 | BOLT | | | 3 |
| 5 | 6652918 | NUT | | | 2 |
| 6 | 6705106 | WASHER | | | 4 |
| 7 | 6661785 | MOUNT | | | 4 |
| 8 | 6706043 | BUSHING | | | 4 |
| 9 | 6661787 | WASHER | | | 4 |
| 10 | 742640 | WASHER | | | 1 |
| 11 | 17C-848 | BOLT | Was 17C-848 [B] | | 4 |
| 12 | 83D-8 | NUT | | | 2 |
| 13 | 25E-21 | WASHER | use 3 max. for vertical mount | | x |
| 13 | 25E-21 | WASHER | use 2 max. for horizontal mount | | x |
| 14 | 6CM-1225 | BOLT | | | 4 |
| 15 | 6703585 | MOUNT | engine & hyd. pump for vertical mount | | 1 |
| 16 | 6712161 | MOUNT | engine & hyd. pump for horizontal mount | | 1 |
| 17 | 35C-516 | BOLT | | | 3 |
| 18 | 1CM-870 | BOLT | | | 1 |
| 19 | 57D-5 | NUT | | | 1 |
| 20 | 85D-6 | NUT | Was 83D-6 [B] | | 1 |
| 21 | 6568877 | WASHER | | | 1 |
| 22 | 1CM-890 | BOLT | | | 1 |
| 23 | 6562257 | MOUNT | | | 1 |
| 24 | 17C-556 | BOLT | | | 1 |
| 25 | 17C-648 | BOLT | | | 1 |
| 26 | 6704720 | BELT | alternator | | 1 |
| 27 | 36K-6 | CAP | | | 1 |
| 28 | 6704012 | HOSE | | | 1 |
| 29 | 15K-6 | CONNECTOR | W/Ref. ENGINE & ATTACHING PARTS(30) - flat boss face | | 1 |
| 29 | 15KN-6 | ADAPTER | W/Ref. ENGINE & ATTACHING PARTS(30) - tapered boss face | | 1 |
| 29 | 97K-8 | O-RING | flared end | | 1 |
| 30 | 79K-8 | O-RING | flat boss face | | 1 |
| 30 | 99K-8 | O-RING | tapered boss face | | x |
| 31 | | ENGINE | See Page ENGINE & GASKET KITS(1) | | 1 |
| 32 | 6700535 | SPACER | | | 1 |
| 33 | 6703981 | MOUNT | | | 1 |
| 34 | 6CM-1230 | SCREW | | | 2 |
| 35 | 6704322 | MOUNT | fuel filter | | 1 |
| 36 | 5CM-1035 | BOLT | | | 1 |
| 37 | 6CM-1235 | BOLT | | | 1 |
| 38 | | ALTERNATOR | See Page ALTERNATOR(1) | | 1 |
| 39 | 6705711 | BRACKET | | | 1 |
| 40 | 83D-5 | NUT | | | 2 |
| 41 | 6704918 | SHIELD | two piece rear door - bolts to hinge | | 1 |
| 42 | 17C-820 | BOLT | hyd. pump mount - vertical | | 1 |
| 43 | 17C-830 | BOLT | hyd. pump mount - horizontal | | 1 |
| 44 | 6703140 | WASHER | | | 1 |

ENGINE & ATTACHING PARTS

| Ref.N° | Part N° | Description | Remarks | Serial N° | Qty. |
|--------|----------|-------------|---|-------------|------|
| 45 | NAP | SHIELD | one piece rear door - bolts to upright - Order 6717812inD1}N Shield & relocate timer solenoid - Was 6714890 [A] | 5096 35001- | 1 |
| 45 | 6717812 | SHIELD | bolt to upright | 5096 & Abv | 1 |
| 46 | 84G-3712 | BOLT | | | 2 |
| 47 | NAP | MOULDING | 5.5'(139,7 mm) long - Order Ref. ENGINE & ATTACHING PARTS(48) | | 1 |
| 48 | 6654139 | MOULDING | bulk - Sold Per Foot | | x |
| 49 | 84G-3716 | BOLT | | | 2 |

THROTTLE

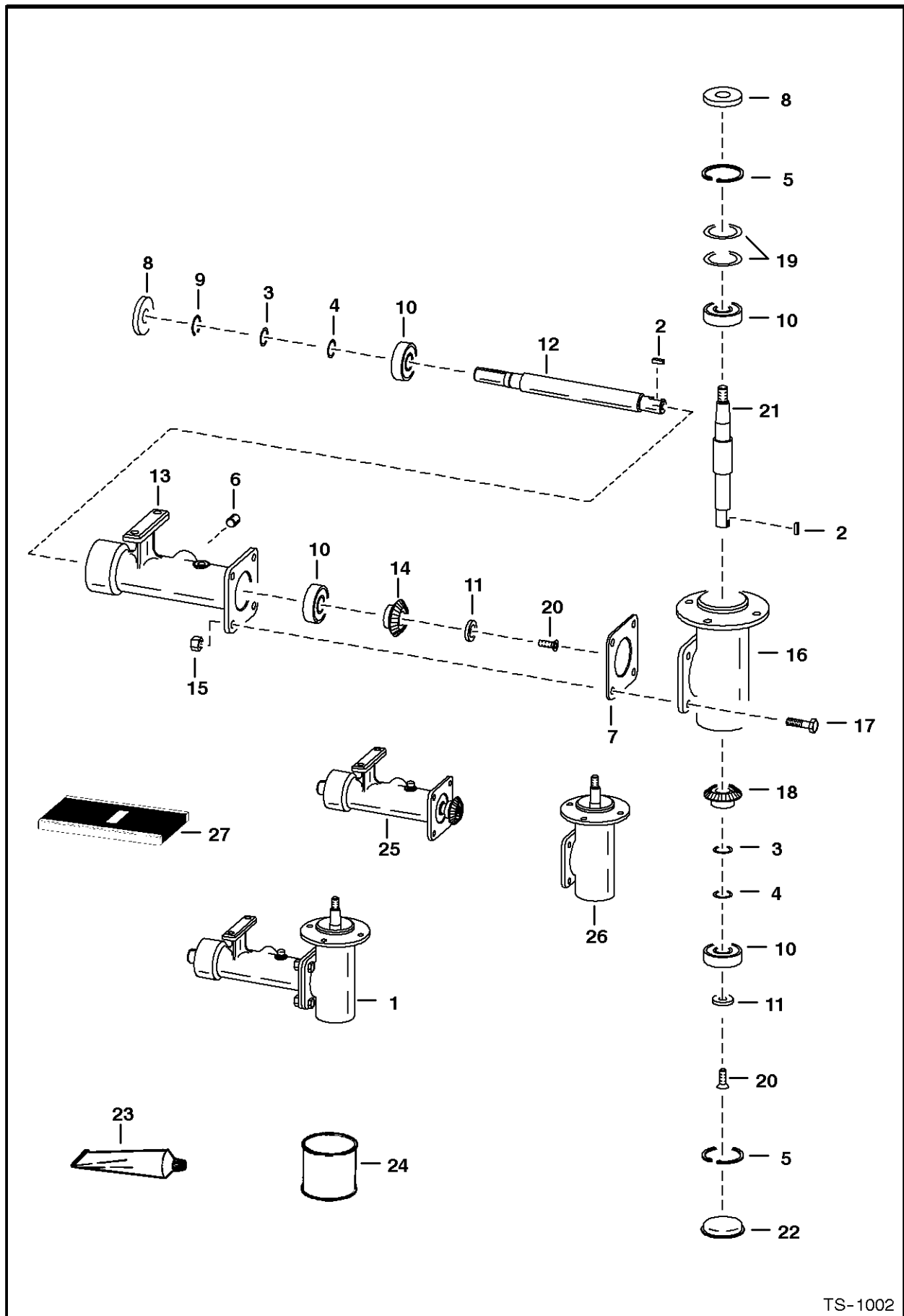


TS-1065

THROTTLE

| Ref.N° | Part N° | Description | Remarks | Serial N° | Qty. |
|--------|----------|-------------|--|-----------|------|
| 1 | 38C-610 | BOLT | shoulder | | 2 |
| 2 | 6564452 | GRIP | | | 1 |
| 3 | 6705452 | LEVER | | | 1 |
| 4 | 6567962 | WASHER | | | 1 |
| 5 | 6576262 | MOUNT | | | 1 |
| 6 | 17C-626 | BOLT | | | 2 |
| 7 | 95D-6 | NUT | Was 91D-6 [A] | | 3 |
| 8 | 6630945 | WASHER | | | 3 |
| 9 | 6706572 | SET SCREW | | | 2 |
| 10 | 6576261 | COVER | | | 1 |
| 11 | 6709022 | LEVER | Was 6705225 [A] | | 1 |
| 12 | 85D-5 | NUT | | | 2 |
| 13 | 6703465 | ROD | | | 1 |
| 14 | 84G-3724 | BOLT | | | 1 |
| 15 | 6703466 | ROD | | | 1 |
| 16 | 84G-3716 | BOLT | | | 1 |
| 17 | 25E-18 | WASHER | | | 2 |
| 18 | 6700170 | WASHER | plastic | | 5 |
| 19 | 6564343 | BUSHING | | | 1 |
| 20 | 85D-4 | NUT | | | 1 |
| 21 | 6578268 | BELLCRANK | | | 2 |
| 22 | 86D-4 | NUT | | | 2 |
| 23 | 6557291 | BALL JOINT | | | 1 |
| 24 | 6719048 | MOUNT | fuel shutoff solenoid & oil fill - Was 6703738 [A] | | 1 |
| 25 | 6554858 | BALL JOINT | | | 2 |
| 26 | 62D-4 | NUT | | | 2 |
| 27 | 6576252 | ROD | | | 1 |
| 28 | 6559479 | NUT | | | 1 |

COOLING FAN DRIVE ASSY.

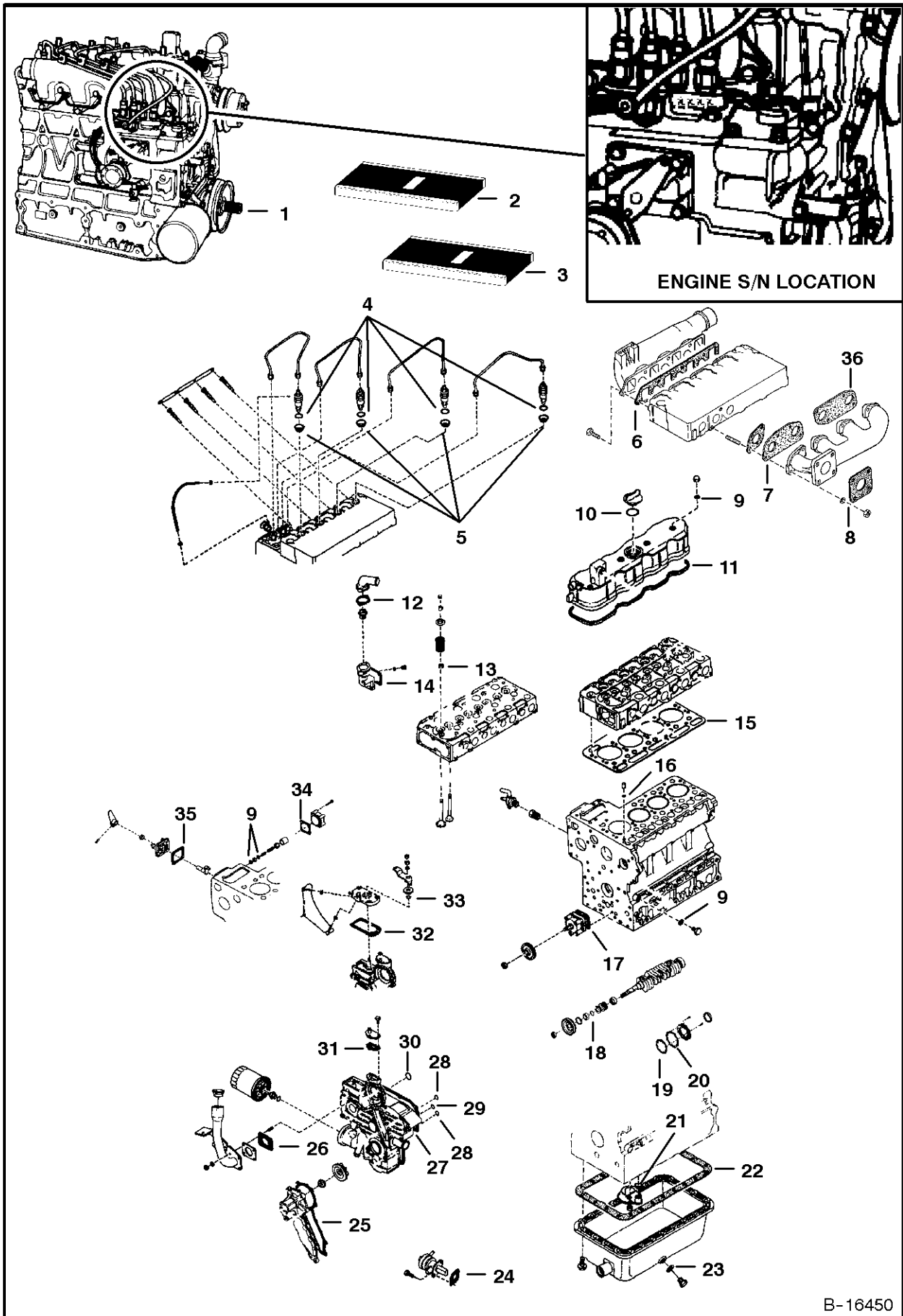


TS-1002

COOLING FAN DRIVE ASSY.

| Ref.N° | Part N° | Description | Remarks | Serial N° | Qty. |
|--------|----------|---------------|--|-----------|------|
| 1 | 6702138 | HOUSING ASSY. | Ref. COOLING FAN DRIVE ASSY.(2) - COOLING FAN DRIVE ASSY.(22) | | 1 |
| 2 | 7J-2010 | KEY | | | 2 |
| 3 | 6702165 | SHIM | .002"(0,05 mm) thickness - 1'(25,4 mm) O.D. | | x |
| 4 | 6701159 | SHIM | .005"(0,13 mm) thickness - 1'(25,4 mm) O.D. | | x |
| 5 | 6653758 | SNAP RING | | | 2 |
| 6 | 16F-8 | PLUG | | | 1 |
| 7 | 6578284 | SHIM | .003" (0,08 mm) thickness | | x |
| 8 | 6653702 | SEAL | | | 2 |
| 9 | 6653757 | SNAP RING | | | 1 |
| 10 | 6646627% | BEARING | | | 4 |
| 11 | 6702140 | WASHER | countersink | | 2 |
| 12 | 6702137 | SHAFT | keyed | | 1 |
| 13 | 6579641 | HOUSING | | | 1 |
| 14 | 6702103 | GEAR | keyed | | 1 |
| 15 | 95D-6 | NUT | Was 61D-6 [B] | | 4 |
| 16 | NSS | HOUSING | \$Order 6702138 Housing or Ref. COOLING FAN DRIVE ASSY.(26) | | 1 |
| 17 | 17C-620 | BOLT | | | 4 |
| 18 | 6702102 | GEAR | keyed | | 1 |
| 19 | 6702166 | SHIM | .002" (0,05 mm) thickness - 2'(50,8 mm) O.D. | | x |
| 19 | 6702144 | SHIM | .005" (0,13 mm) thickness - 2'(50,8 mm) O.D. | | x |
| 20 | 9G-512 | SCREW | | | 2 |
| 21 | 6702135 | SHAFT | keyed | | 1 |
| 22 | 6700782 | CAP | grease | | 1 |
| 23 | 6672486 | SEALANT | polyurethane - Use W/Ref. COOLING FAN DRIVE ASSY.(7) & COOLING FAN DRIVE ASSY.(22) - Was 6633583 [A] | | x |
| 24 | 6634393 | LUBRICANT | gear - 1 pint | | x |
| 25 | 6707078 | HOUSING ASSY. | half | | 1 |
| 26 | 6707077 | HOUSING ASSY. | half | | 1 |
| 27 | 6669384 | SPEEDY SLEEVE | repair kit | | 1 |

ENGINE & GASKET KITS (Kubota - V2203)




B-16450

ENGINE & GASKET KITS

| Ref.N° | Part N° | Description | Remarks | Serial N° | Qty. |
|--------|---------|-------------|---|-----------|------|
| 1 | 6704441 | ENGINE | Does not include starter, alternator, flywheel, & flywheel housing | | 1 |
| 1 | NAP | SHORT BLOCK | | | 1 |
| 2 | 6657401 | GASKET KIT | Upper - Ref. ENGINE & GASKET KITS(6)-ENGINE & GASKET KITS(16) & ENGINE & GASKET KITS(36) | | 1 |
| 3 | 6657402 | GASKET KIT | Lower - Does not include rear oil seal - Ref. ENGINE & GASKET KITS(17)-ENGINE & GASKET KITS(35) | | 1 |
| 4 | 6655218 | GASKET | See Page INJECTOR NOZZLES(1) | | 4 |
| 5 | 6655872 | SHIELD | See Page INJECTOR NOZZLES(1) | | 4 |
| 6 | 6666811 | GASKET | See Page MANIFOLDS(1) - Was 6655172 [A] | | 1 |
| 7 | 6666781 | GASKET | See Page MANIFOLDS(1) - Was 3974915 [A] | | 1 |
| 8 | 6575580 | GASKET | muffler - See Page MANIFOLDS(1) | | 1 |
| 9 | 3974095 | GASKET | See Page CRANKCASE(1) , ROCKER ARM COVER(1) & ENGINE STOP LEVER(1) | | 7 |
| 10 | 3966602 | O-RING | See Page ROCKER ARM COVER(1) | | 1 |
| 11 | 6598136 | GASKET | See Page ROCKER ARM COVER(1) - Was 3975419 [A] | | 1 |
| 12 | 6666790 | GASKET | thermostat cover - See Page WATER FLANGE & THERMOSTAT(1) - Was 3974693 [A] | | 1 |
| 13 | 6653830 | SEAL | valve stem - See Page VALVE ROCKER ARM(1) | | 8 |
| 14 | 6666802 | GASKET | water flange - See Page WATER FLANGE & THERMOSTAT(1) - Was 3974987 [A] | | 1 |
| 15 | 6655159 | GASKET | cylinder head - See Page CYLINDER HEAD(1) | | 1 |
| 16 | 3974038 | O-RING | See Page CRANKCASE(1) | | 1 |
| 17 | 3974456 | GASKET | See Page CRANKCASE(1) | | 1 |
| 18 | 3974577 | O-RING | See Page PISTON & CRANKSHAFT(1) | | 1 |
| 19 | 6655165 | GASKET | See Page PISTON & CRANKSHAFT(1) | | 1 |
| 20 | 6655167 | GASKET | See Page PISTON & CRANKSHAFT(1) | | 1 |
| 21 | 3966516 | O-RING | See Page OIL PAN(1) | | 1 |
| 22 | 3975449 | GASKET | oil pan - See Page OIL PAN(1) | | 1 |
| 23 | 3974403 | GASKET | See Page OIL PAN(1) | | 1 |
| 24 | 3974502 | GASKET | fuel pump - See Page INJECTION PUMP(1) | | 1 |
| 25 | 3974995 | GASKET | See Page WATER PUMP(1) | | 1 |
| 26 | 6714543 | GASKET | See Page GEARCASE(1) - Was 3974461 [A] | | 1 |
| 27 | 6653806 | GASKET | gearcase - See Page GEARCASE(1) - Was 6655481 [A] | | 1 |
| 28 | 3966515 | O-RING | See Page GEARCASE(1) | | 2 |
| 29 | 6655162 | O-RING | See Page GEARCASE(1) | | 1 |
| 30 | 3966530 | O-RING | See Page GEARCASE(1) | | 1 |
| 31 | 3974895 | GASKET | water return flange - See Page GEARCASE(1) | | 1 |
| 32 | 6635392 | GASKET | See Page SPEED CONTROL PLATE(1) | | 1 |
| 33 | 3966512 | O-RING | See Page SPEED CONTROL PLATE(1) | | 1 |
| 34 | 3974630 | GASKET | See Page NO PAGE | | 1 |
| 35 | 3974601 | GASKET | pump cover - See Page ENGINE STOP LEVER(1) | | 1 |
| 36 | 6666791 | GASKET | See Page MANIFOLDS(1) | | 1 |

DealerNation Quality Equipment Manuals - dealernation@aol.com

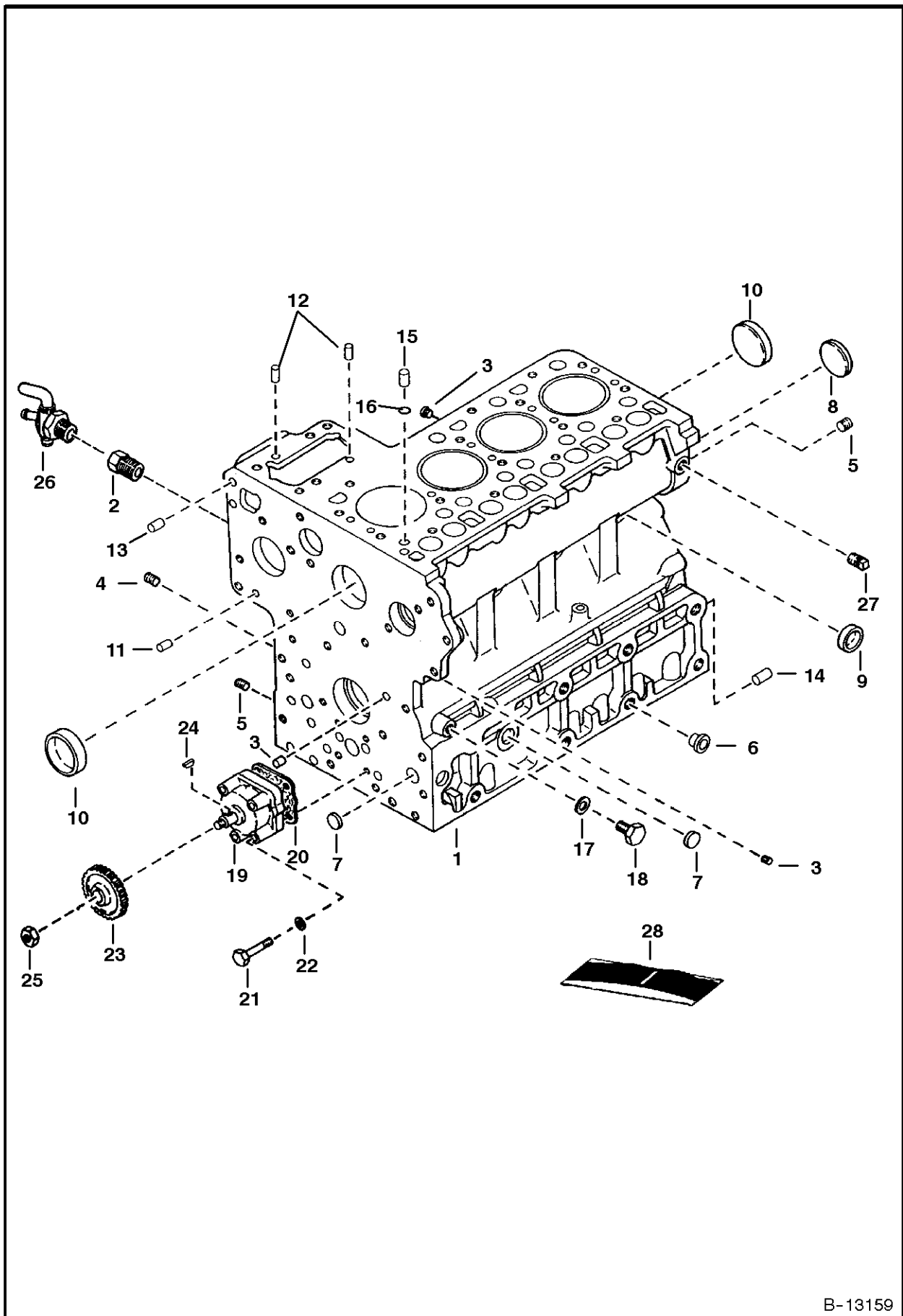


GEARCASE

Page : 1

| Ref.N° | Part N° | Description | Remarks | Serial N° | Qty. |
|--------|----------|-------------|-----------------------------------|-----------|------|
| 1 | 6674164 | CASE ASSY. | Was 6655479 [A] | | 1 |
| 2 | 6675517 | FILTER | oil filter-6 Pack-Was 3974896 [A] | | 1 |
| 3 | 6667425 | PLUG | pin - Was 6652591 [A] | | 2 |
| 4 | 3966515 | O-RING | | | 2 |
| 5 | 3966530 | O-RING | | | 1 |
| 6 | 6652592 | PIN | start spring | | 1 |
| 7 | 3974395 | PIN | straight | | 2 |
| 8 | 6653806 | GASKET | gearcase | | 1 |
| 9 | 3974888 | BOLT | | | 2 |
| 10 | 1CM-870 | BOLT | | | 5 |
| 11 | 2EM-8 | WASHER | | | 1 |
| 12 | 1CM-880 | BOLT | | | 2 |
| 13 | 6653808 | BOLT | | | 3 |
| 14 | 1CM-895 | BOLT | | | 2 |
| 15 | 6EM-80 | WASHER | | | 9 |
| 16 | 6653809 | ADAPTER | | | 1 |
| 17 | 15EM-180 | WASHER | | | 1 |
| 18 | 6652652 | SPRING | | | 1 |
| 19 | 3974893 | SEAT | valve | | 1 |
| 20 | 10J-13 | BALL | | | 1 |
| 21 | 3974894 | FLANGE | water return | | 1 |
| 22 | 3974895 | GASKET | water return flange | | 1 |
| 23 | 4CM-620 | BOLT | | | 3 |
| 24 | 6714543 | GASKET | Was 3974461 [A] | | 1 |
| 25 | 6652764 | STUD | | | 4 |
| 26 | 1DM-6 | NUT | | | 4 |
| 27 | 6EM-60 | WASHER | spring | | 4 |
| 28 | 6653807 | BOLT | | | 1 |
| 29 | 6655162 | O-RING | | | 1 |
| 30 | 6703736 | CAP | | | 1 |
| 31 | 6719048 | MOUNT | Was 6703738 [A] | | 1 |

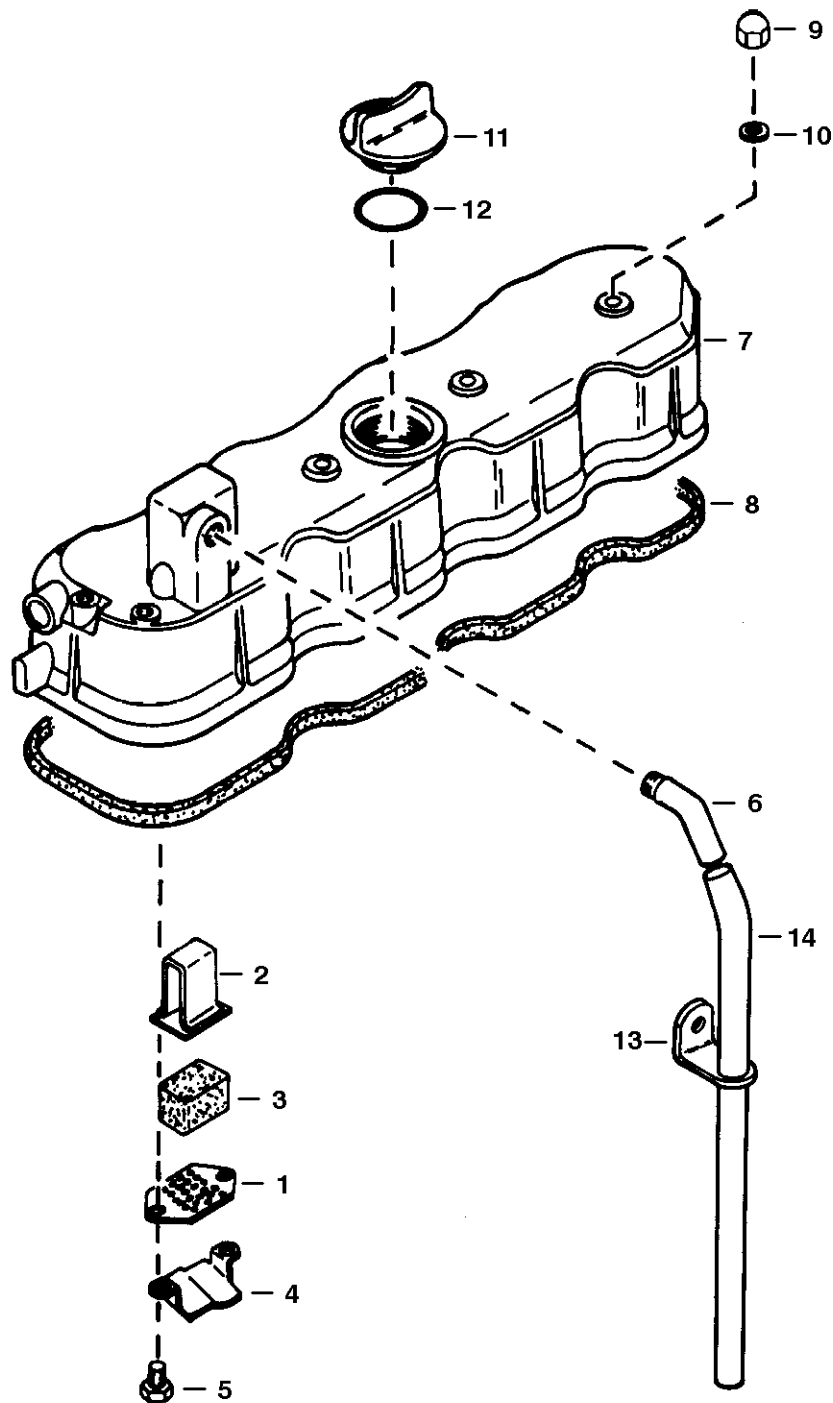
CRANKCASE



CRANKCASE

| Ref.N° | Part N° | Description | Remarks | Serial N° | Qty. |
|--------|----------|-------------|---|-----------|------|
| 1 | 6655149 | CRANKCASE | assy. - W/Ref. CRANKCASE(2)-CRANKCASE(15) | | 1 |
| 2 | 3974871 | ADAPTER | | | 1 |
| 3 | 6652574 | PLUG | | | 6 |
| 4 | 6655869 | PLUG | | | 12 |
| 5 | 6652575 | PLUG | | | 2 |
| 6 | 6598187 | PLUG | | | 21 |
| 7 | 4FM-18 | PLUG | expansion | | 3 |
| 8 | 4FM-45 | PLUG | expansion | | 1 |
| 9 | 3974389 | CAP | sealing | | 6 |
| 10 | 3974390 | CAP | sealing | | 2 |
| 11 | 3974393 | PIN | straight | | 2 |
| 12 | 3974394 | PIN | straight | | 2 |
| 13 | 3974395 | PIN | straight | | 2 |
| 14 | 3974868 | PIN | straight | | 1 |
| 15 | 3974037 | PIN | pipe | | 1 |
| 16 | 3974038 | O-RING | | | 1 |
| 17 | 3974095 | GASKET | | | 1 |
| 18 | 6655884 | PLUG | Was 3974051 [A] | | 1 |
| 19 | 3975426 | OIL PUMP | | | 1 |
| 20 | 3974456 | GASKET | | | 1 |
| 21 | 6655195 | BOLT | | | 4 |
| 22 | 6EM-60 | WASHER | | | 4 |
| 23 | 3975441 | GEAR | | | 1 |
| 24 | 15JM-410 | KEY | | | 1 |
| 25 | 3DM-12 | NUT | | | 1 |
| 26 | 6672190 | GEAR | Was 3975447 [A] | | 1 |
| 27 | 16F-2 | PLUG | | | 1 |
| 28 | 6657402 | GASKET KIT | Lower - Does not include rear oil seal | | 1 |

ROCKER ARM COVER

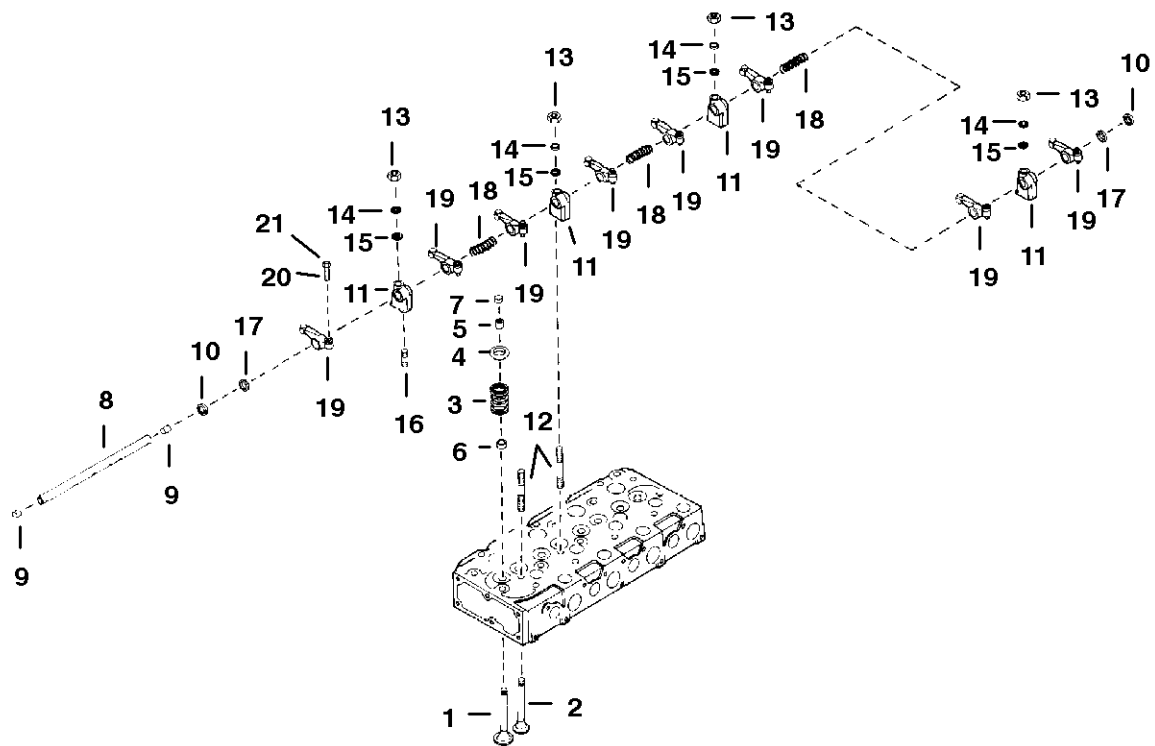


B-13158

ROCKER ARM COVER

| Ref.N° | Part N° | Description | Remarks | Serial N° | Qty. |
|--------|---------|-------------|-----------------|-----------|------|
| 1 | 3974924 | PLATE | element | | 1 |
| 2 | 3974925 | PLATE | element | | 1 |
| 3 | 3974926 | ELEMENT | breather | | 1 |
| 4 | 3974927 | SHIELD | breather | | 1 |
| 5 | 3975436 | SCREW | W/Washer | | 2 |
| 6 | 6652624 | JOINT | breather pipe | | 1 |
| 7 | 6655175 | COVER | valve | | 1 |
| 8 | 6598136 | GASKET | Was 3975419 [A] | | 1 |
| 9 | 3974923 | NUT | cap | | 4 |
| 10 | 3974095 | GASKET | | | 4 |
| 11 | 6652653 | PLUG | oil filter | | 1 |
| 12 | 3966602 | O-RING | | | 1 |
| 13 | 3974931 | CLAMP | pipe | | 1 |
| 14 | 3974930 | PIPE | breather | | 1 |

VALVE ROCKER ARM

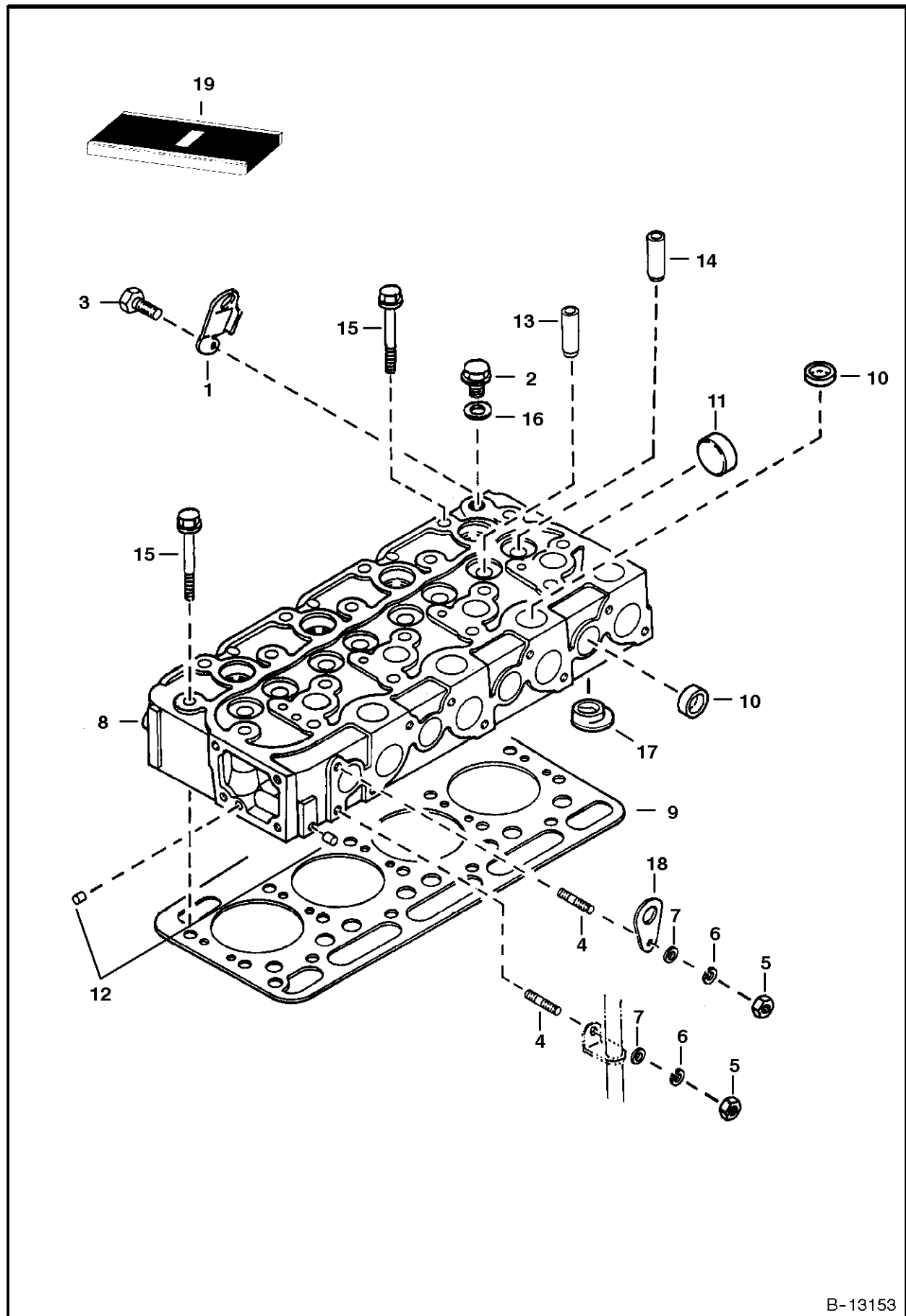


B-17305

VALVE ROCKER ARM

| Ref.N° | Part N° | Description | Remarks | Serial N° | Qty. |
|--------|-----------|-------------|---|-----------|------|
| 1 | 6655173 | VALVE | inlet | | 4 |
| 2 | 6655174 | VALVE | exhaust | | 4 |
| 3 | 3974514 | SPRING | valve | | 8 |
| 4 | 3974515 | RETAINER | valve spring | | 8 |
| 5 | 3974516 | COLLET | valve spring - complete set | | 1 |
| 6 | 6653830 | SEAL | valve stem | | 8 |
| 7 | 3974518 | CAP | valve | | 8 |
| 8 | 3974519 | SHAFT | rocker arm - W/Ref. VALVE ROCKER ARM(9) | | 1 |
| 9 | 25GM-8010 | SET SCREW | | | 2 |
| 10 | 5JM-14 | CIR-CLIP | external | | 2 |
| 11 | 3974521 | BRACKET | rocker arm | | 4 |
| 12 | 6653832 | STUD | | | 4 |
| 13 | 6652792 | NUT | | | 4 |
| 14 | 6EM-80 | WASHER | spring | | 4 |
| 15 | 2EM-8 | WASHER | plain | | 4 |
| 16 | 3974523 | ORIFICE | | | 1 |
| 17 | 3974524 | WASHER | | | 2 |
| 18 | 6653833 | SPRING | rocker arm - Was 3974525 [A] | | 3 |
| 19 | 6655870 | ARM | rocker - W/Ref. VALVE ROCKER ARM(20) & VALVE ROCKER ARM(21) | | 8 |
| 20 | 3974920 | SCREW | adjusting | | 8 |
| 21 | 2DM-8 | NUT | | | 8 |

CYLINDER HEAD



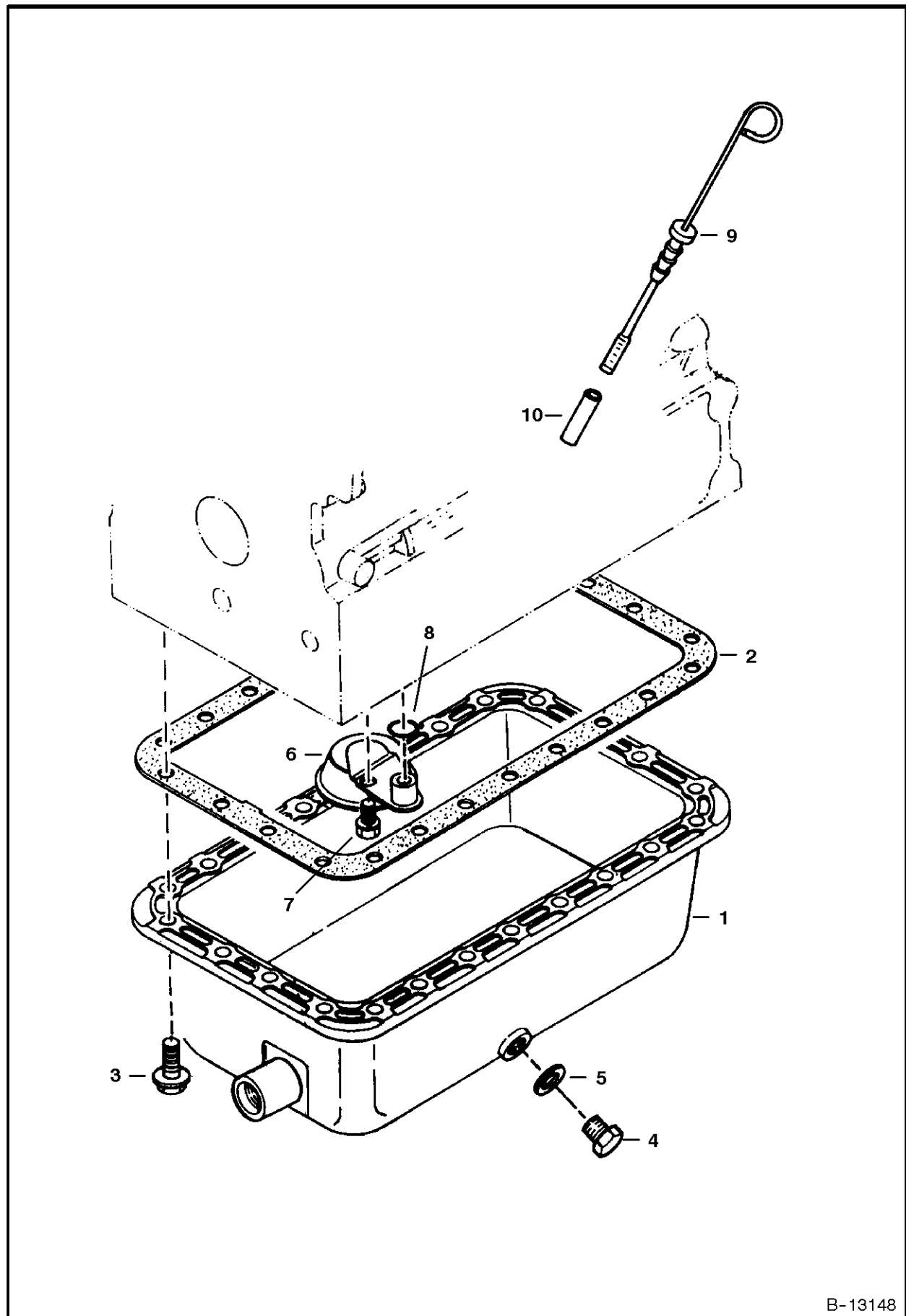
B-13153

CYLINDER HEAD

Page : 1

| Ref.N° | Part N° | Description | Remarks | Serial N° | Qty. |
|--------|---------|-------------|---|-----------|------|
| 1 | 6655152 | HOOK | engine | | 1 |
| 2 | 6655160 | PLUG | | | 1 |
| 3 | 4CM-816 | BOLT | | | 1 |
| 4 | 6652670 | STUD | | | 2 |
| 5 | 6652792 | NUT | | | 2 |
| 6 | 6EM-80 | WASHER | spring | | 2 |
| 7 | 2EM-8 | WASHER | plain | | 2 |
| 8 | 6655153 | HEAD | cylinder - W/Ref. CYLINDER HEAD(10)-CYLINDER HEAD(14) | | 1 |
| 9 | 6655159 | GASKET | cylinder head | | 1 |
| 10 | 3974432 | CAP | sealing | | 12 |
| 11 | 3974433 | CAP | sealing | | 1 |
| 12 | 6652797 | PLUG | | | 2 |
| 13 | 6655154 | GUIDE | intake valve | | 4 |
| 14 | 6653803 | GUIDE | exhaust valve | | 4 |
| 15 | 6655158 | BOLT | | | 18 |
| 16 | 6655161 | WASHER | | | 1 |
| 17 | 6667480 | CHAMBER | combustion - Was 6655157 [A] | | 4 |
| 18 | 3974882 | HOOK | | | 1 |
| 19 | 6657401 | GASKET KIT | upper | | 1 |

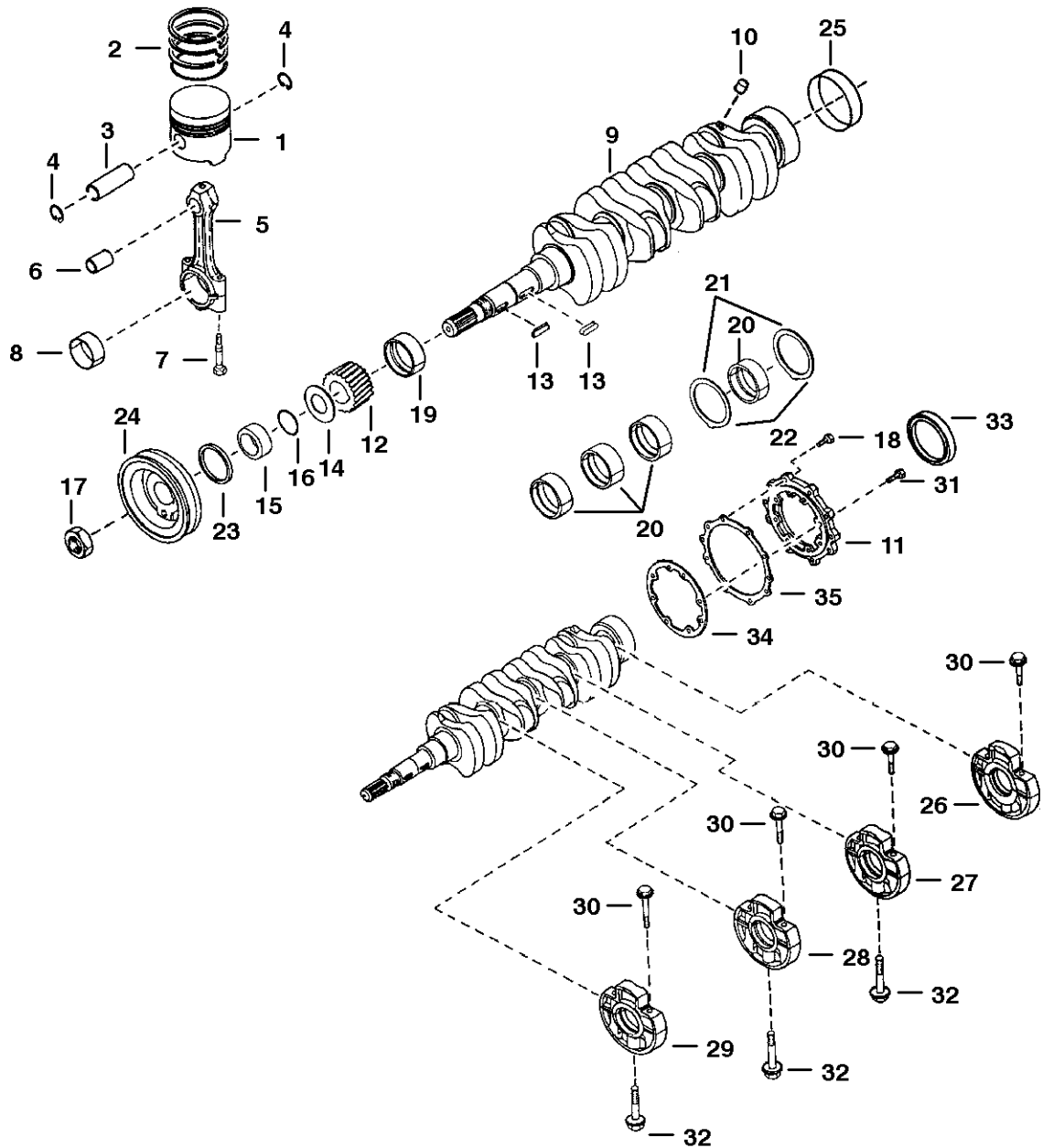
OIL PAN



OIL PAN

| Ref.N° | Part N° | Description | Remarks | Serial N° | Qty. |
|--------|---------|-------------|---|-----------|------|
| 1 | 6655151 | OIL PAN | | | 1 |
| 2 | 3975449 | GASKET | oil pan | | 1 |
| 3 | 6653798 | BOLT | | | 24 |
| 4 | 3974402 | PLUG | drain - Was 6652583 [A] | | 1 |
| 5 | 3974403 | GASKET | | | 1 |
| 6 | 6655194 | OIL FILTER | | | 1 |
| 7 | 4CM-816 | BOLT | | | 1 |
| 8 | 3966516 | O-RING | | | 1 |
| 9 | NAP | DIPSTICK | oil - Order 6677202inD1 Dipstick & Ref. OIL PAN(10) - Was 6658245 [A] | | 1 |
| 9 | 6677202 | DIPSTICK | oil - long | | 1 |
| 10 | 6677203 | TUBE | for long dipstick | | 1 |

PISTON & CRANKSHAFT



B-13145

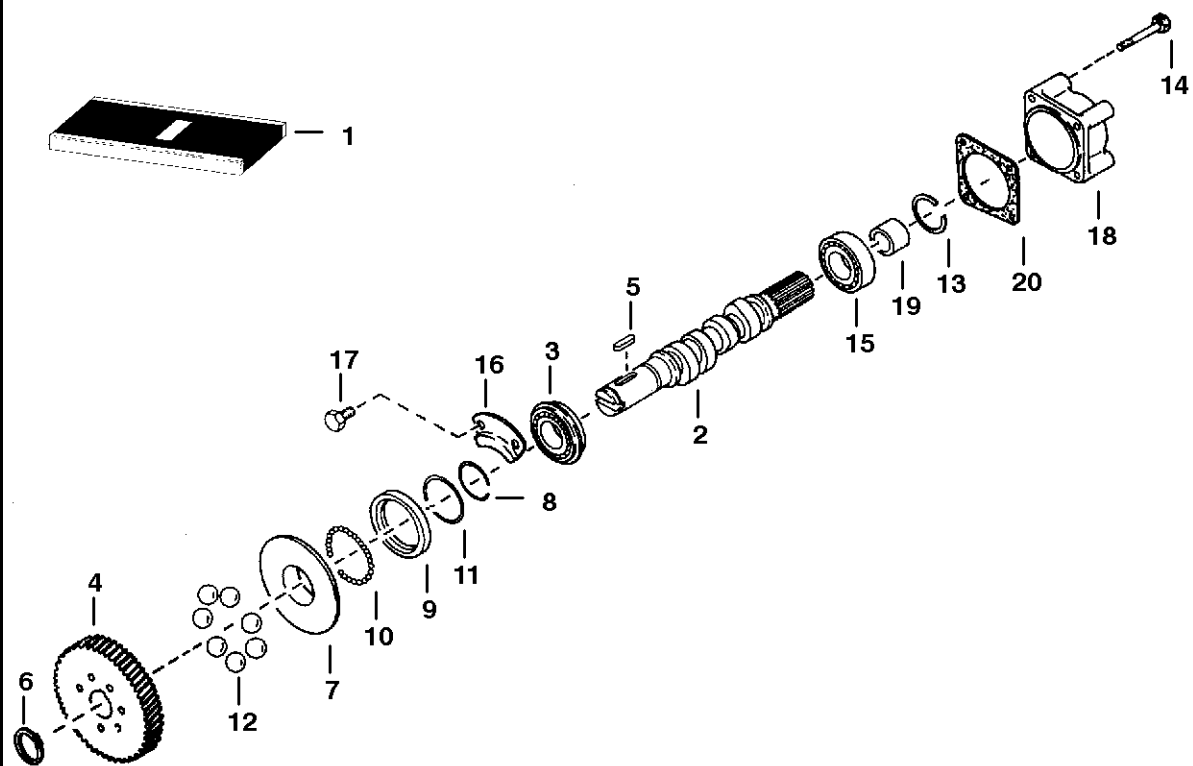
PISTON & CRANKSHAFT

| Ref.N° | Part N° | Description | Remarks | Serial N° | Qty. |
|--------|---------|-------------|---|-----------|------|
| 1 | 6655177 | PISTON | Std. | | 4 |
| 1 | 6657695 | PISTON | (0,5 mm - .0197) | | 4 |
| 2 | 6678075 | RINGS | piston - Std. - Was 6655178 [A] | | 4 |
| 2 | 6657696 | RINGS | piston - (0,5 mm - .0197) | | 4 |
| 3 | 6655179 | PIN | | | 4 |
| 4 | 6655180 | CIR-CLIP | | | 8 |
| 5 | 6655181 | ROD | connecting - W/Ref. PISTON & CRANKSHAFT(6), PISTON & CRANKSHAFT(7) & PISTON & CRANKSH AFT(8) | | 4 |
| 6 | 6655243 | BUSHING | | | 4 |
| 7 | 6655498 | BOLT | | | 8 |
| 8 | 6655183 | BEARING | rod - Std. | | 4 |
| 8 | 6655236 | BEARING | rod (0,2 mm-.0079) | | 4 |
| 8 | 6655237 | BEARING | rod (0,4 mm-.0157) | | 4 |
| 9 | 6655184 | CRANKSHAFT | Ref. PISTON & CRANKSHAFT(10) & PISTON & CRANKSHAFT(25) - Ref. PISTON & CRANKSHAFT(1 0) must be installed before using | | 1 |
| 10 | 6652633 | PLUG | Must be installed before using Ref. PISTON & CRANK SHAFT(9) crankshaft - See S/L dated 3 Jan 85 | | 4 |
| 11 | 6655166 | COVER | | | 1 |
| 12 | 6598142 | GEAR | | | 1 |
| 13 | 3974546 | KEY | | | 1 |
| 14 | 6653861 | SLINGER | oil - Was 6598141 [A] | | 1 |
| 15 | 3975337 | COLLAR | | | 1 |
| 16 | 3974577 | O-RING | | | 1 |
| 17 | 3974671 | NUT | | | 1 |
| 18 | 4CM-825 | BOLT | | | 8 |
| 19 | 6655185 | BEARING | main - Std. | | 1 |
| 19 | 6655238 | BEARING | main (0,2 mm-.0079) | | 1 |
| 19 | 6655239 | BEARING | main (0,4 mm-.0157) | | 1 |
| 20 | 6655186 | BEARING | main - Std. | | 4 |
| 20 | 6655240 | BEARING | main (0,2 mm-.0079) | | 4 |
| 20 | 6655241 | BEARING | main (0,4 mm-.0157) | | 4 |
| 21 | 3974945 | WASHER | thrust - Std. | | 2 |
| 21 | 3975021 | WASHER | thrust (0,2 mm-.0079) | | 2 |
| 21 | 3975022 | WASHER | thrust (0,4 mm-.0157) | | 2 |
| 22 | 6653865 | WASHER | thrust - Std. | | 2 |
| 22 | 6654002 | WASHER | thrust (0,2 mm-.0079) | | 2 |
| 22 | 6654003 | WASHER | thrust (0,4 mm-.0157) | | 2 |
| 23 | 6631664 | SEAL | oil | | 1 |
| 24 | 6655235 | PULLEY | | | 1 |
| 25 | 6653859 | SLEEVE | Was 3975334 [A] | | 1 |
| 26 | 6655163 | CASE | main bearing - W/Ref. PISTON & CRANKSHAFT(30) | | 1 |
| 27 | 6655170 | CASE | main bearing - W/Ref. PISTON & CRANKSHAFT(30) | | 1 |
| 28 | 6655169 | CASE | main bearing - W/Ref. PISTON & CRANKSHAFT(30) | | 1 |
| 29 | 6655168 | CASE | main bearing - W/Ref. PISTON & CRANKSHAFT(30) | | 1 |
| 30 | 6655164 | BOLT | | | 8 |
| 31 | 4CM-828 | BOLT | | | 8 |
| 32 | 6653821 | BOLT | | | 3 |
| 33 | 6649300 | SEAL | oil | | 1 |
| 34 | 6655165 | GASKET | | | 1 |

PISTON & CRANKSHAFT

| Ref.N° | Part N° | Description | Remarks | Serial N° | Qty. |
|--------|---------|-------------|-----------------|-----------|------|
| 35 | 6666814 | GASKET | Was 6655167 [A] | | 1 |

FUEL CAMSHAFT



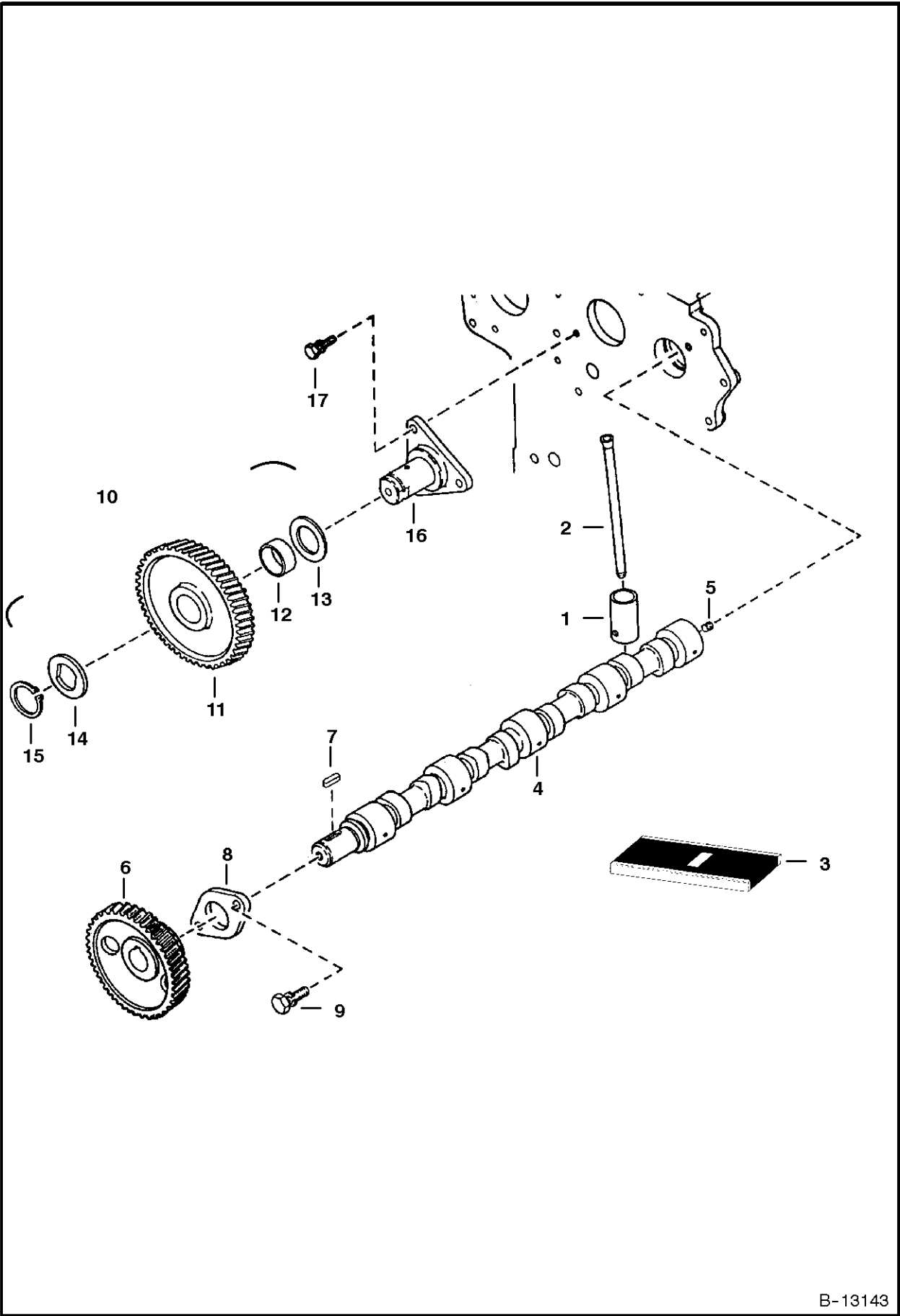
B-13144

FUEL CAMSHAFT

Page : 1

| Ref.N° | Part N° | Description | Remarks | Serial N° | Qty. |
|--------|---------|--------------|---|-----------|------|
| 1 | 6655211 | CAMSHAFT | assy. - Ref. FUEL CAMSHAFT(2)-FUEL CAMSHAFT(14) | | 1 |
| 2 | 6655875 | CAMSHAFT | fuel | | 1 |
| 3 | 851242 | BEARING | | | 1 |
| 4 | 6655212 | GEAR | injection pump | | 1 |
| 5 | 6598099 | KEY | | | 1 |
| 6 | 5JM-24 | CIR-CLIP | external | | 1 |
| 7 | 6655213 | SLEEVE | governor | | 1 |
| 8 | 3974618 | CIR-CLIP | sleeve | | 1 |
| 9 | 6655214 | CASE | governor ball | | 1 |
| 10 | 10J-5 | BALL | | | 39 |
| 11 | 3974620 | CIR-CLIP | ball case | | 1 |
| 12 | 6655215 | BALL | | | 7 |
| 13 | 3975432 | CIR-CLIP | governor ball | | 1 |
| 14 | 6651934 | RIVET | | | 7 |
| 15 | 6598101 | BALL BEARING | | | 1 |
| 16 | 3974624 | STOPPER | | | 1 |
| 17 | 4CM-814 | BOLT | | | 2 |
| 18 | 3974996 | COVER | fuel camshaft | | 1 |
| 19 | 6655523 | COLLAR | Was 3975442 [A] | | 1 |
| 20 | 3974630 | GASKET | | | 1 |

CAMSHAFT



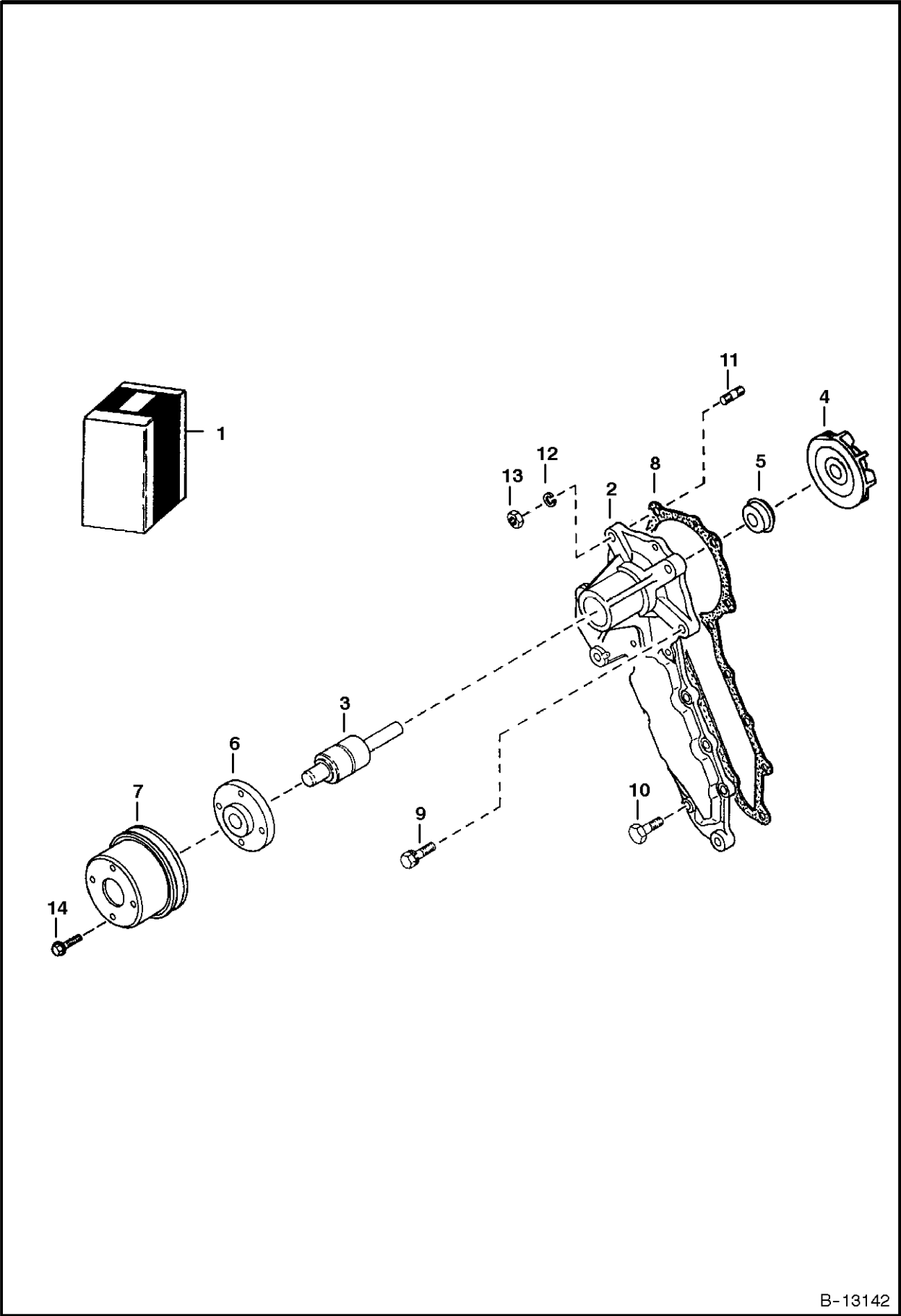
B-13143

CAMSHAFT

Page : 1

| Ref.N° | Part N° | Description | Remarks | Serial N° | Qty. |
|--------|---------|-------------|---|-----------|------|
| 1 | 6667428 | TAPPET | Was 3974540 [A] | | 8 |
| 2 | 6655176 | PUSH ROD | | | 8 |
| 3 | 6655427 | CAMSHAFT | assy. - Ref. CAMSHAFT(4)-CAMSHAFT(8) | | 1 |
| 4 | 6655384 | CAMSHAFT | | | 1 |
| 5 | 6653839 | PLUG | seat | | 1 |
| 6 | 6653840 | GEAR | camshaft | | 1 |
| 7 | 3974546 | KEY | | | 1 |
| 8 | 6653843 | STOPPER | camshaft | | 1 |
| 9 | 4CM-818 | BOLT | | | 2 |
| 10 | 6655187 | GEAR ASSY. | idle - W/Ref. CAMSHAFT(11) & CAMSHAFT(12) | | 1 |
| 11 | NSS | GEAR | idle - Order Ref. CAMSHAFT(10) | | 2 |
| 12 | 6655242 | BUSHING | idle gear | | 1 |
| 13 | 6655190 | COLLAR | | | 1 |
| 14 | 6655191 | COLLAR | | | 1 |
| 15 | 6655192 | CIR-CLIP | external | | 1 |
| 16 | 6655193 | SHAFT | idle gear | | 1 |
| 17 | 4CM-816 | BOLT | | | 3 |

WATER PUMP

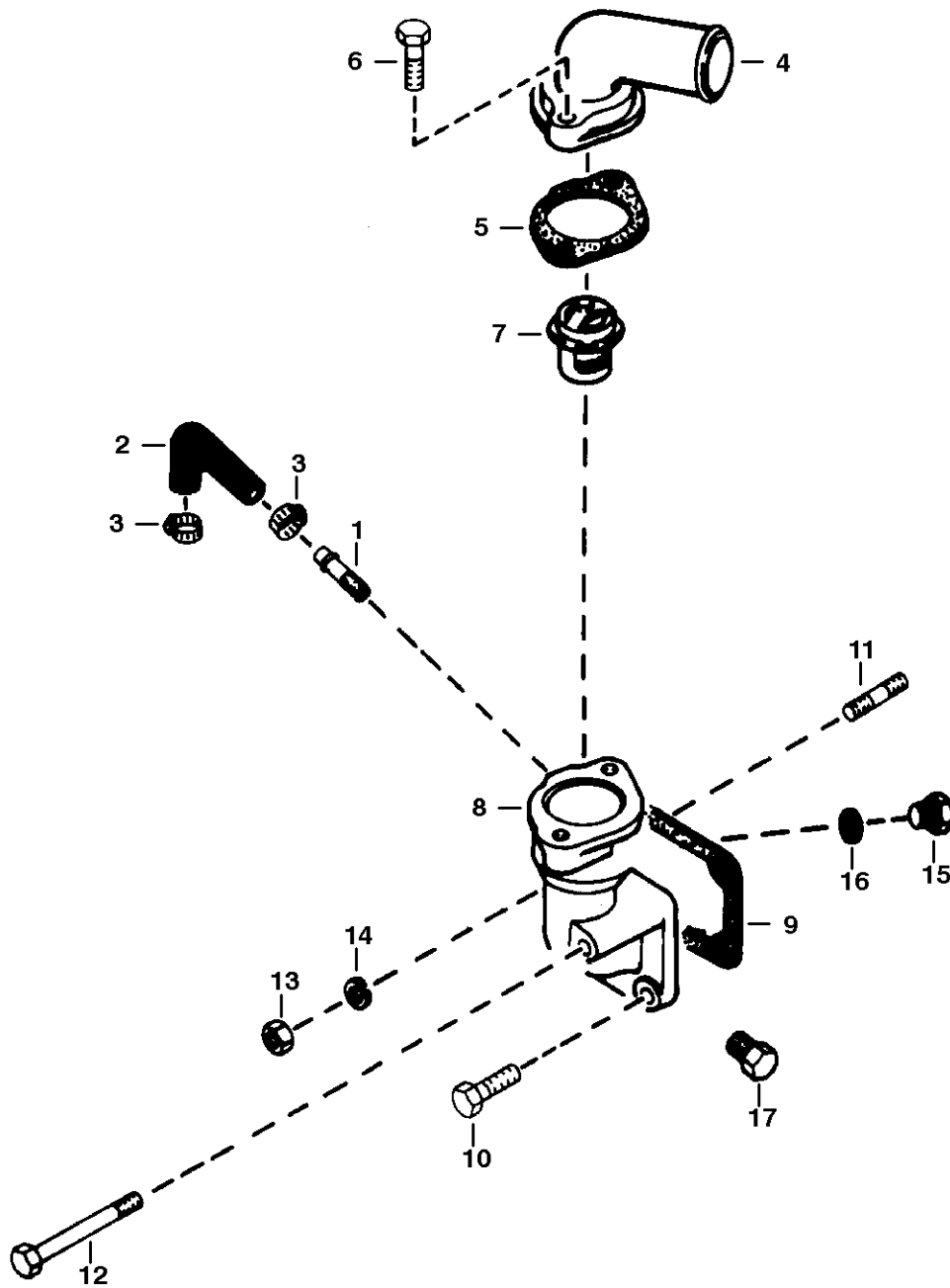


DealerNation Quality Equipment Manuals - dealernation@aol.com

WATER PUMP

| Ref.N° | Part N° | Description | Remarks | Serial N° | Qty. |
|--------|---------|-------------|--|-----------|------|
| 1 | 6653941 | WATER PUMP | Ref. WATER PUMP(2)-WATER PUMP(6) - Was 3974989 [A] | | 1 |
| 2 | NAP | BODY | | | 1 |
| 3 | 3974991 | BEARING | | | 1 |
| 4 | 6653944 | IMPELLER | | | 1 |
| 4 | 6667460 | IMPELLER | for one piece seal Ref. WATER PUMP(5) | | 1 |
| 5 | 6653945 | SET SEAL | | | 1 |
| 5 | 6667465 | SEAL | one piece | | 1 |
| 6 | 3974992 | FLANGE | | | 1 |
| 7 | 6598155 | PULLEY | fan - Was 6651487 [A] | | 1 |
| 8 | 3974995 | GASKET | | | 1 |
| 9 | 4CM-828 | BOLT | | | 2 |
| 10 | 6652580 | BOLT | | | 6 |
| 11 | 6653946 | STUD | | | 2 |
| 12 | 6EM-80 | WASHER | spring | | 2 |
| 13 | 6652792 | NUT | | | 2 |
| 14 | 6652762 | BOLT | | | 4 |

WATER FLANGE & THERMOSTAT

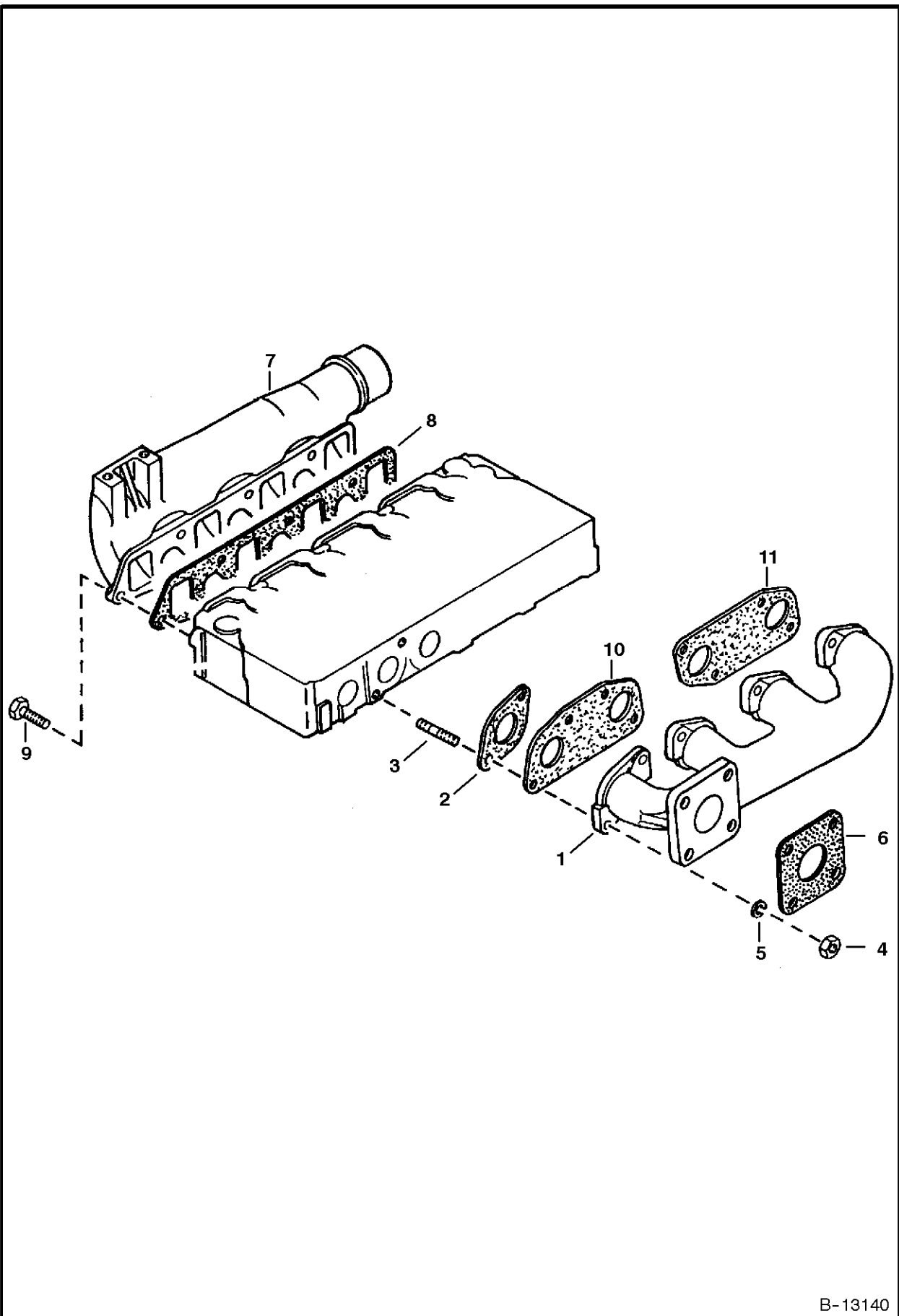


B-13141

WATER FLANGE & THERMOSTAT

| Ref.N° | Part N° | Description | Remarks | Serial N° | Qty. |
|--------|---------|-------------|---|-----------|------|
| 1 | 6655880 | PIPE | water return | | 1 |
| 2 | 3974988 | PIPE | water return | | 1 |
| 3 | 3974679 | BAND | pipe | | 2 |
| 4 | 6651489 | COVER | thermostat | | 1 |
| 5 | 6666790 | GASKET | \$thermostat cover-Was 3974693 [A] | | 1 |
| 6 | 1CM-835 | BOLT | | | 2 |
| 7 | 6653948 | THERMOSTAT | | | 1 |
| 7 | 6630184 | THERMOSTAT | \$203&_ \$ F-cab heater - See Page HEATER PLUMBING KIT(1) | | 1 |
| 8 | 6674167 | FLANGE | W/Ref. WATER FLANGE & THERMOSTAT(1) - Was 6655966 [A] | | 1 |
| 9 | 6666802 | GASKET | water flange - Was 3974987 [A] | | 1 |
| 10 | 4CM-822 | BOLT | | | 2 |
| 11 | 3974627 | STUD | | | 1 |
| 12 | 1CM-865 | BOLT | | | 1 |
| 13 | 6652792 | NUT | | | 1 |
| 14 | 6EM-80 | WASHER | | | 1 |
| 15 | 6649536 | PLUG | | | 1 |
| 16 | 6653562 | GASKET | | | 1 |
| 17 | 40K-2 | PLUG | | | 1 |

MANIFOLDS

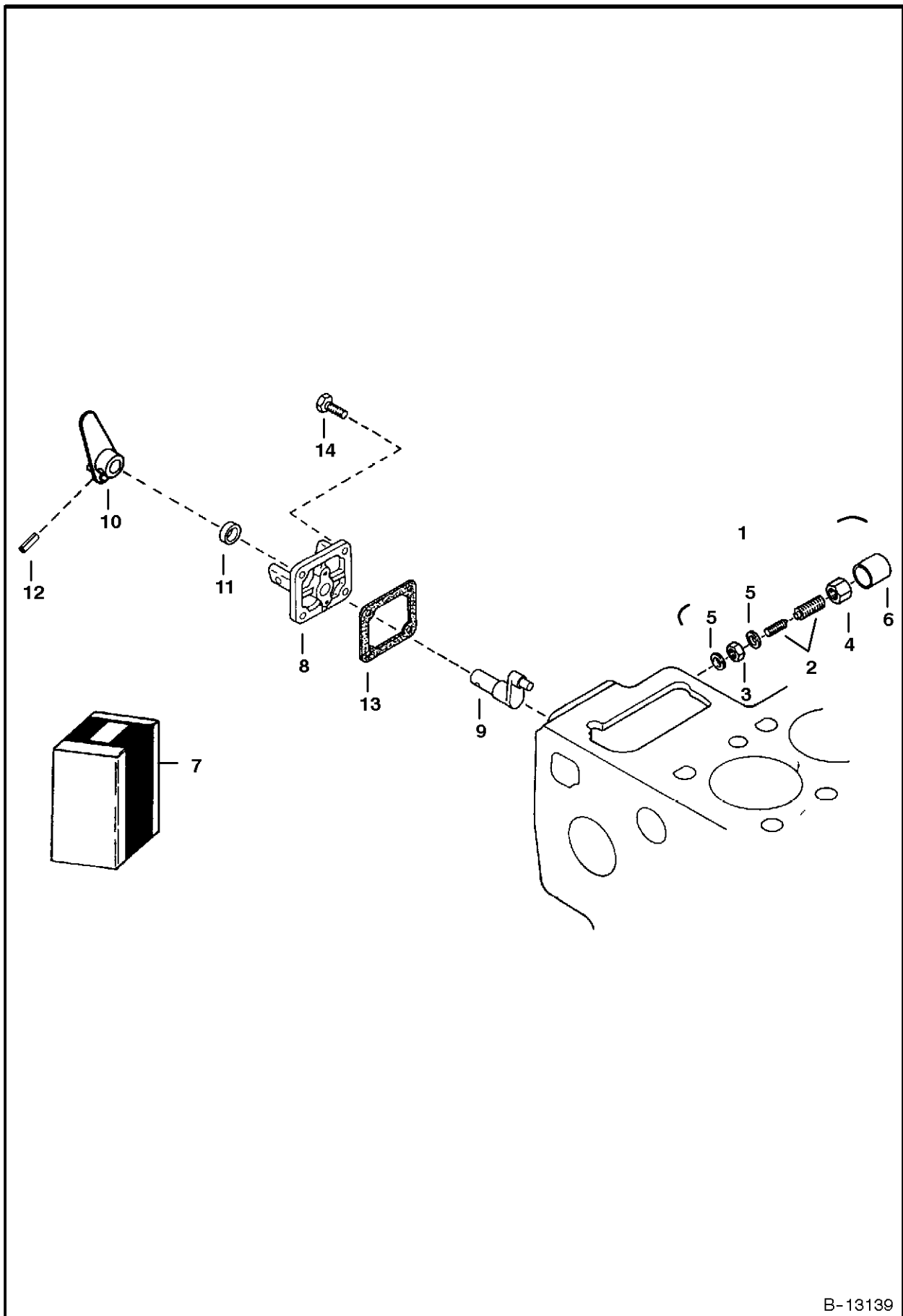


B-13140

MANIFOLDS

| Ref.N° | Part N° | Description | Remarks | Serial N° | Qty. |
|--------|---------|-------------|---|-----------|------|
| 1 | 6651482 | MANIFOLD | exhaust | | 1 |
| 2 | NAP | GASKET | Order Ref. MANIFOLDS(10) & MANIFOLDS(11) - Was 3974915 [A] | | 4 |
| 3 | 6652670 | STUD | | | 8 |
| 4 | 6652792 | NUT | | | 8 |
| 5 | 6EM-80 | WASHER | spring | | 12 |
| 6 | 6575580 | GASKET | muffler - Was 6598088 [A] | | 1 |
| 7 | 6655171 | MANIFOLD | intake | | 1 |
| 8 | 6666811 | GASKET | Was 6655172 [A] | | 1 |
| 9 | 4CM-822 | BOLT | | | 7 |
| 10 | 6666781 | GASKET | | | 1 |
| 11 | 6666791 | GASKET | | | 1 |

ENGINE STOP LEVER




B-13139

ENGINE STOP LEVER

| Ref.N° | Part N° | Description | Remarks | Serial N° | Qty. |
|--------|---------|-------------|---|-----------|------|
| 1 | 3974975 | APPARATUS | assy., idle - Ref. ENGINE STOP LEVER(2)-ENGINE STOP LEVER(6) | | 1 |
| 2 | 6653906 | BOLT ASSY. | adjusting | | 1 |
| 3 | 2DM-8 | NUT | adjusting | | 1 |
| 4 | 3974978 | NUT | | | 1 |
| 5 | 3974095 | GASKET | | | 2 |
| 6 | 3974979 | CAP | | | 1 |
| 7 | 6676060 | LEVER ASSY. | eng. stop - Ref. ENGINE STOP LEVER(8)-ENGINE STOP LEVER(12) - Was 6655879 [A] | | 1 |
| 8 | 6655230 | COVER | injection pump | | 1 |
| 9 | 6655231 | SHAFT | lever | | 1 |
| 10 | 6655232 | LEVER | engine stop | | 1 |
| 11 | 6598703 | SEAL | oil | | 1 |
| 12 | 6598098 | PIN | spring | | 1 |
| 13 | 3974601 | GASKET | pump cover | | 1 |
| 14 | 6652580 | BOLT | | | 3 |

DealerNation Quality Equipment Manuals - dealernation@aol.com

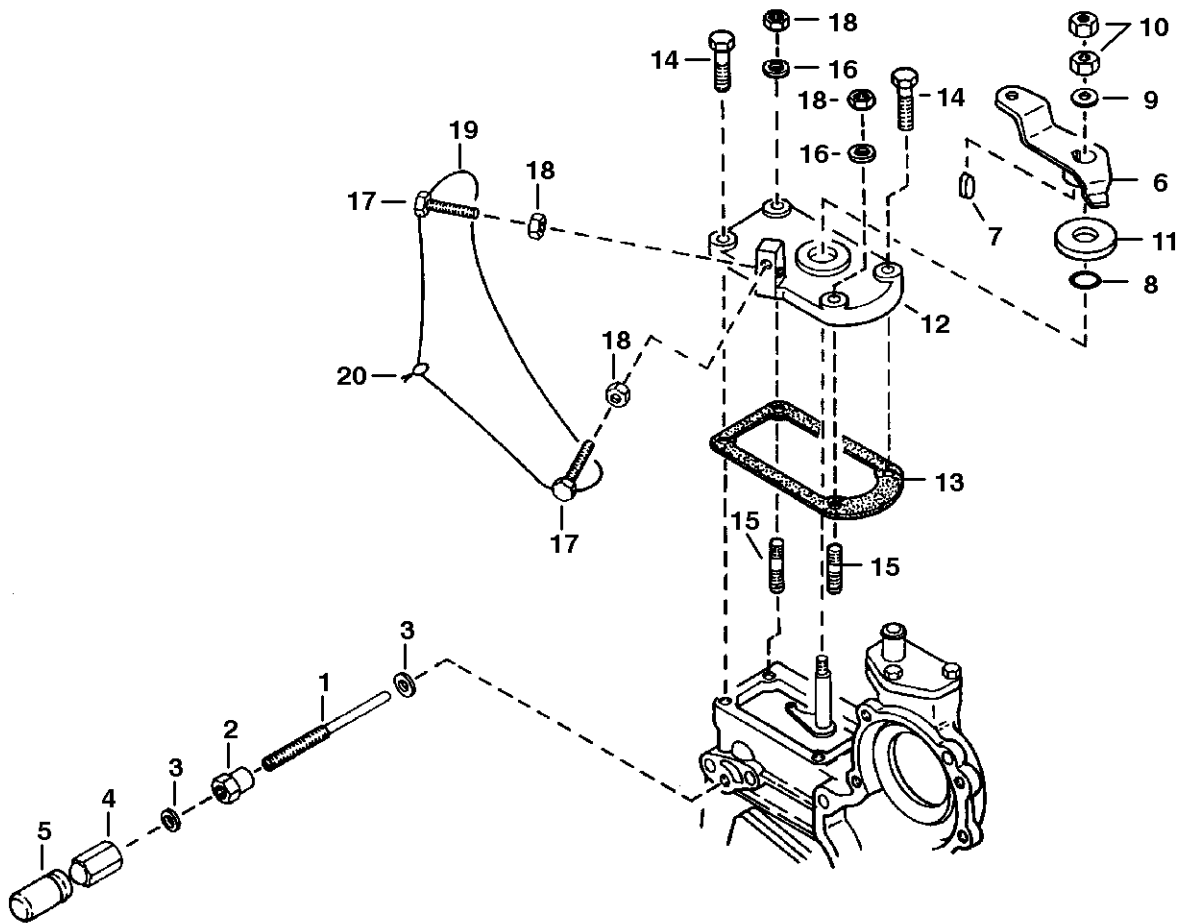


GOVERNOR

Page : 1

| Ref.N° | Part N° | Description | Remarks | Serial N° | Qty. |
|--------|---------|-------------|---------------------------------------|-----------|------|
| 1 | 6598174 | LEVER | governor | | 1 |
| 2 | 6655227 | SPRING | | | 1 |
| 3 | 6655876 | LEVER | fork - W/Ref. GOVERNOR(4)-GOVERNOR(7) | | 1 |
| 4 | NSS | PIN | | | 2 |
| 5 | NSS | PIN | | | 1 |
| 6 | NSS | SPRING | | | 1 |
| 7 | NSS | SCREW | | | 1 |
| 8 | 6655225 | SPRING | | | 1 |
| 9 | 6655877 | LEVER | | | 1 |
| 10 | 3974658 | SHAFT | | | 1 |
| 11 | 3974659 | BOLT | | | 1 |
| 12 | 6EM-60 | WASHER | | | 2 |
| 13 | 3974661 | HOLDER | | | 1 |
| 14 | 3974192 | BOLT | | | 1 |
| 15 | 6598355 | BOLT | | | 2 |
| 16 | 4CM-628 | BOLT | | | 1 |
| 17 | 2EM-8 | WASHER | | | 2 |
| 18 | 1EM-60 | WASHER | | | 1 |
| 19 | 6655878 | SPRING | governor | | 1 |

SPEED CONTROL PLATE

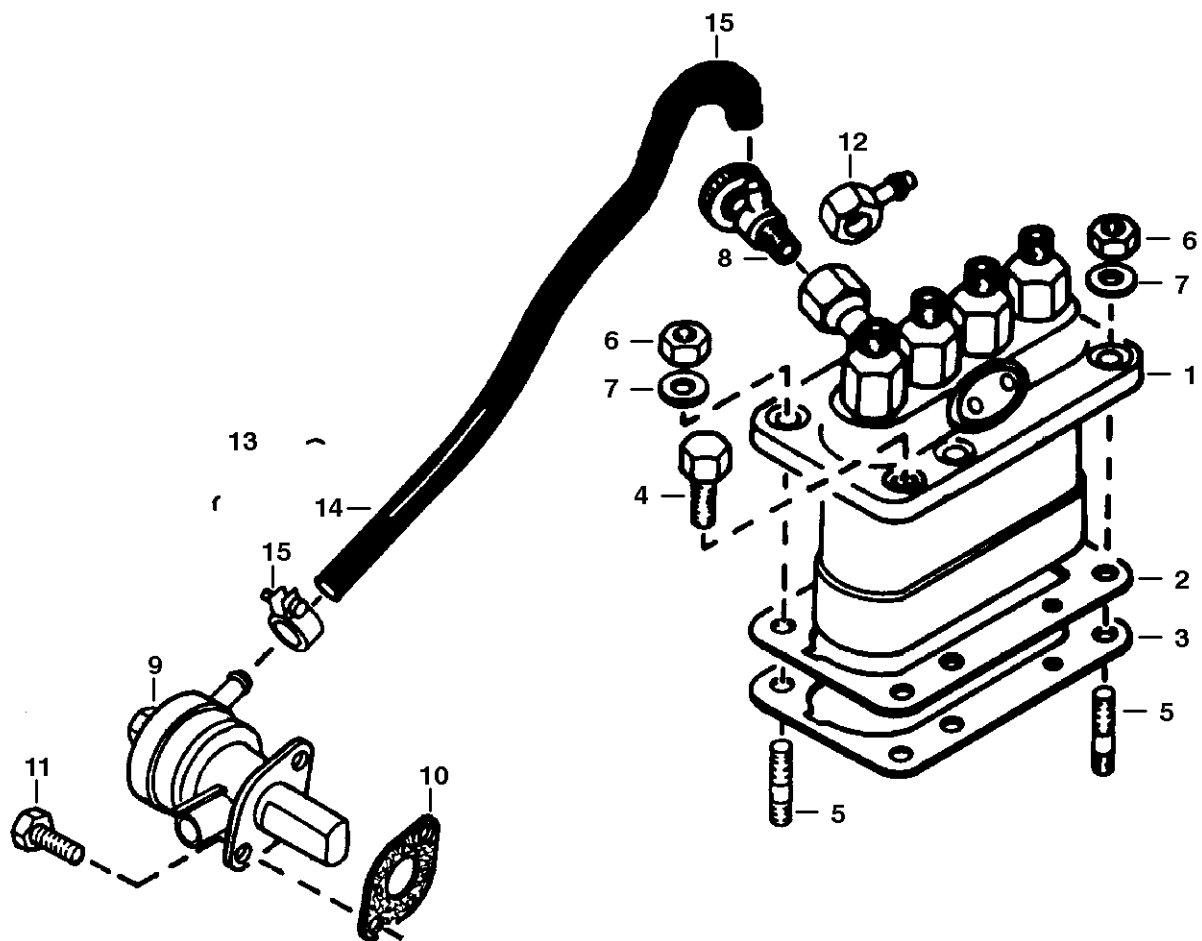


B-13137

SPEED CONTROL PLATE

| Ref.N° | Part N° | Description | Remarks | Serial N° | Qty. |
|--------|---------|-------------|----------------|-----------|------|
| 1 | 3974970 | BOLT | adjusting | | 1 |
| 2 | 3974971 | NUT | | | 1 |
| 3 | 3974972 | GASKET | | | 2 |
| 4 | 6655223 | NUT | cap | | 1 |
| 5 | 6653905 | CAP | | | 1 |
| 6 | 6598176 | LEVER | speed control | | 1 |
| 7 | 15JM-48 | KEY | feather | | 1 |
| 8 | 3966512 | O-RING | | | 1 |
| 9 | 1EM-80 | WASHER | plain | | 1 |
| 10 | 1DM-8 | NUT | Was 25DM-8 [B] | | 2 |
| 11 | 3974644 | PLATE | friction | | 1 |
| 12 | 6641231 | PLATE | speed control | | 1 |
| 13 | 6635392 | GASKET | | | 1 |
| 14 | 4CM-620 | BOLT | | | 2 |
| 15 | 6652764 | STUD | | | 2 |
| 16 | 6EM-60 | WASHER | spring | | 2 |
| 17 | 6655228 | BOLT | | | 2 |
| 18 | 1DM-6 | NUT | | | 4 |
| 19 | NAP | WIRE | | | 1 |
| 20 | NAP | LEAD | sealing | | 1 |

INJECTION PUMP

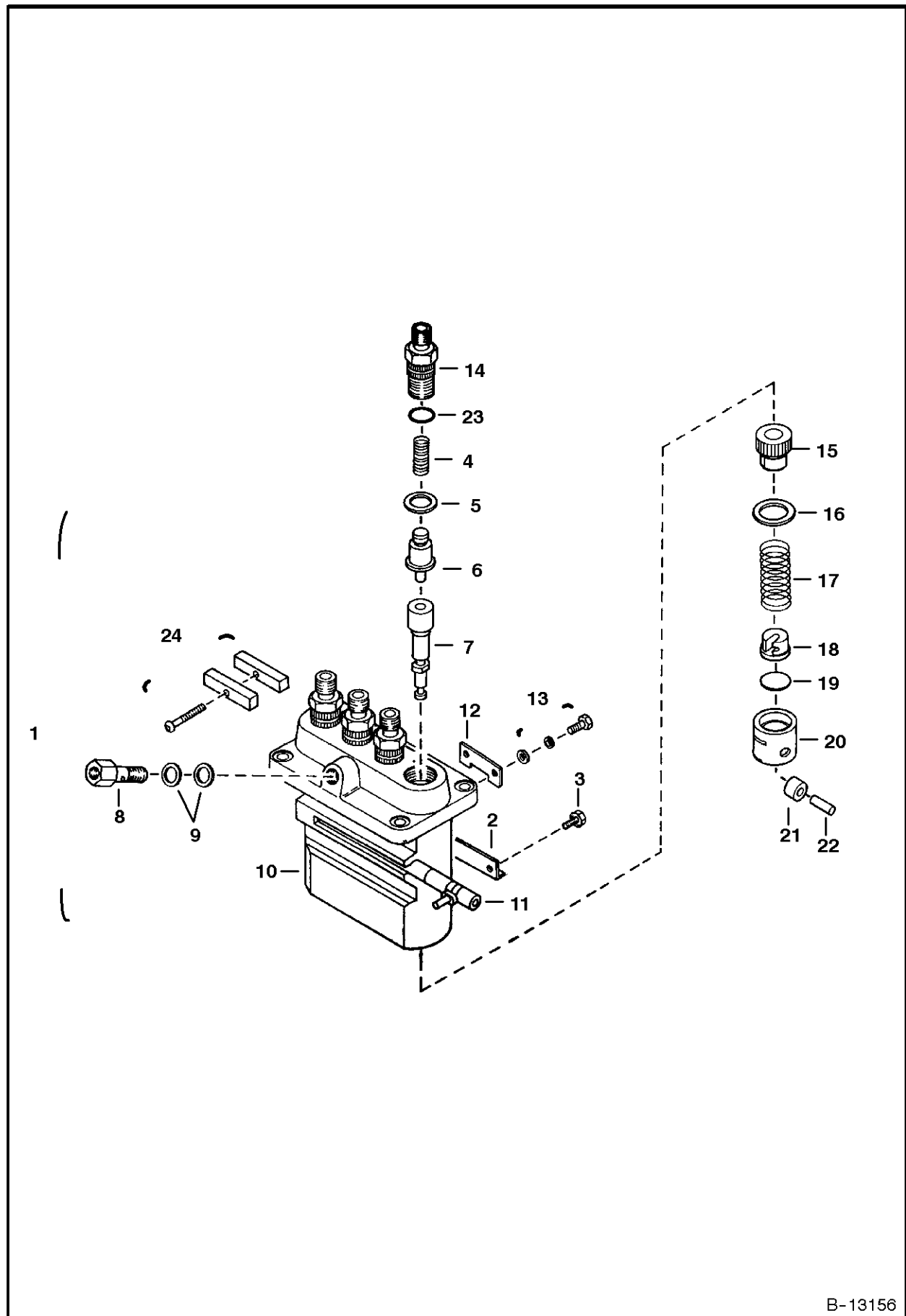


B-13157

INJECTION PUMP

| Ref.N° | Part N° | Description | Remarks | Serial N° | Qty. |
|--------|---------|-------------|---|-----------|------|
| 1 | | PUMP | See Page INJECTION PUMP(1) | | 1 |
| 2 | 3974626 | SHIM | 0.15 mm | | 2 |
| 3 | 6655210 | SHIM | 0.45 mm | | 1 |
| 4 | 4CM-822 | BOLT | | | 4 |
| 5 | 6652670 | STUD | | | 2 |
| 6 | 6652792 | NUT | | | 2 |
| 7 | 6EM-80 | WASHER | spring | | 2 |
| 8 | 6598102 | COCK | jet start | | 1 |
| 9 | 6655216 | FUEL PUMP | | | 1 |
| 10 | 3974502 | GASKET | fuel pump | | 1 |
| 11 | 4CM-616 | BOLT | | | 2 |
| 12 | 6655515 | JOINT | eye - connects to Ref. FUEL SYSTEM(25) on Page FUEL SYSTEM(1) | | 1 |
| 13 | 6655197 | PIPE ASSY. | fuel | | 1 |
| 14 | NSS | PIPE | fuel | | 1 |
| 15 | 6655874 | CLIP | pipe | | 2 |

INJECTION PUMP

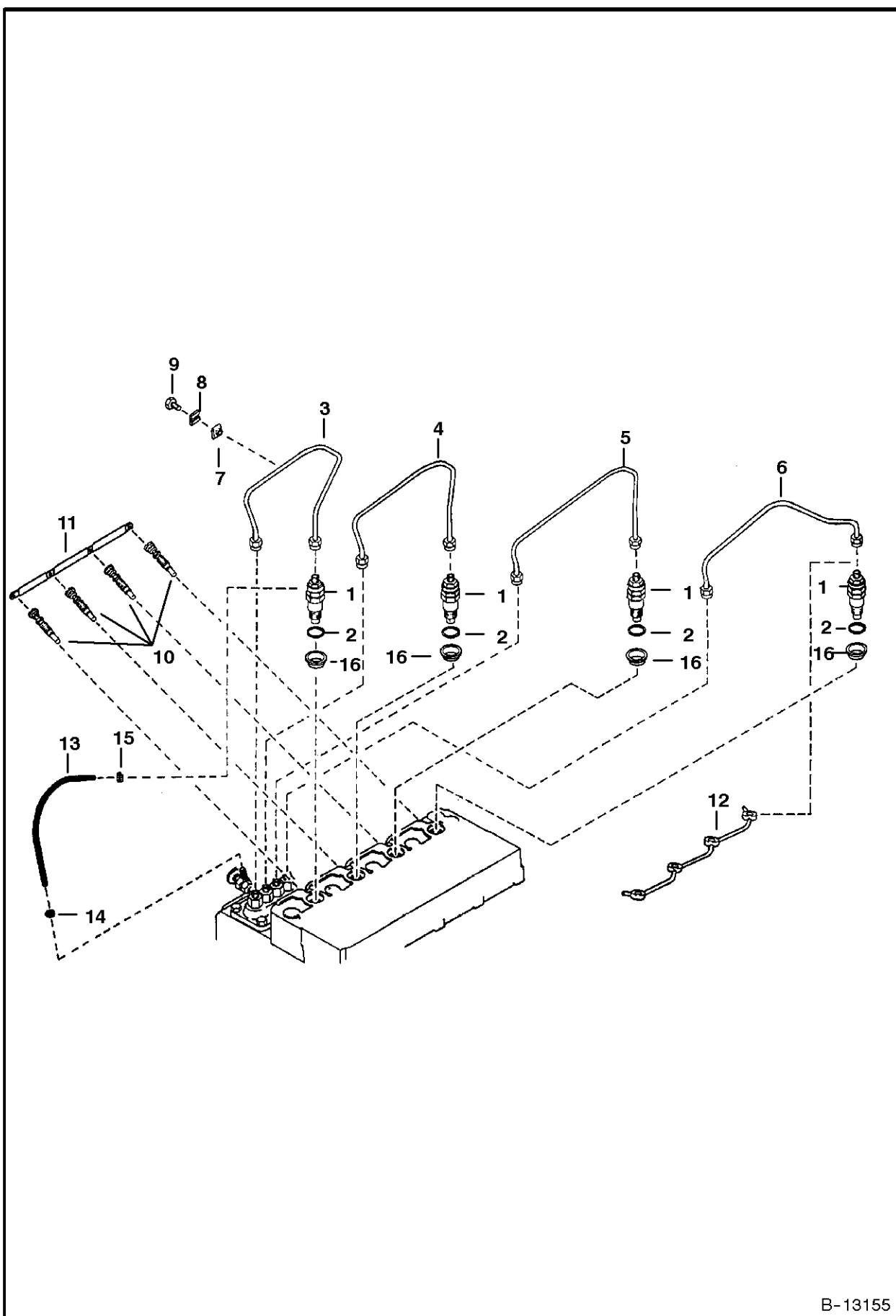


B-13156

INJECTION PUMP

| Ref.N° | Part N° | Description | Remarks | Serial N° | Qty. |
|--------|---------|-------------|--|-----------------|------|
| 1 | 6655199 | PUMP | injection - Ref. INJECTION PUMP(2)-INJECTION PUMP(24) | E/ 60896 & Bel | 1 |
| 1 | 6667996 | PUMP | injection - Take to injection pump specialist for repair parts | E/ 60897 & Abv | 1 |
| 1 | 6674676 | PUMP | | E/OXA0001 & Abv | 1 |
| 2 | 6655207 | PLATE | adjust | | 3 |
| 3 | 6655206 | BOLT | | | 3 |
| 4 | 6655203 | SPRING | delivery valve | | 4 |
| 5 | 3974368 | GASKET | delivery valve | | 4 |
| 6 | 6655202 | VALVE | delivery | | 4 |
| 7 | 6655201 | ELEMENT | pump | | 4 |
| 8 | 3975428 | SCREW | | | 1 |
| 9 | 3975389 | GASKET | | | 2 |
| 10 | NSS | HOUSING | pump | | 1 |
| 11 | 3974787 | RACK | control | | 1 |
| 12 | 6655209 | PLATE | adjusting | | 3 |
| 13 | 3974366 | BOLT | | | 3 |
| 14 | 6655204 | HOLDER | delivery valve | | 4 |
| 15 | 6653894 | SLEEVE | control | | 4 |
| 16 | 3974381 | SEAT | spring - Upper | | 4 |
| 17 | 3974382 | SPRING | plunger | | 4 |
| 18 | 3974383 | SEAT | spring - Under | | 4 |
| 19 | 3974384 | SHIM | | | 4 |
| 20 | 3974385 | TAPPET | W/Ref. INJECTION PUMP(21) & INJECTION PUMP(22) | | 4 |
| 21 | NSS | ROLLER | | | 4 |
| 22 | NSS | PIN | | | 4 |
| 23 | 6655518 | O-RING | Was 6646730 [A] | | 4 |
| 24 | 6655205 | PLATE ASSY. | | | 2 |

INJECTOR NOZZLES

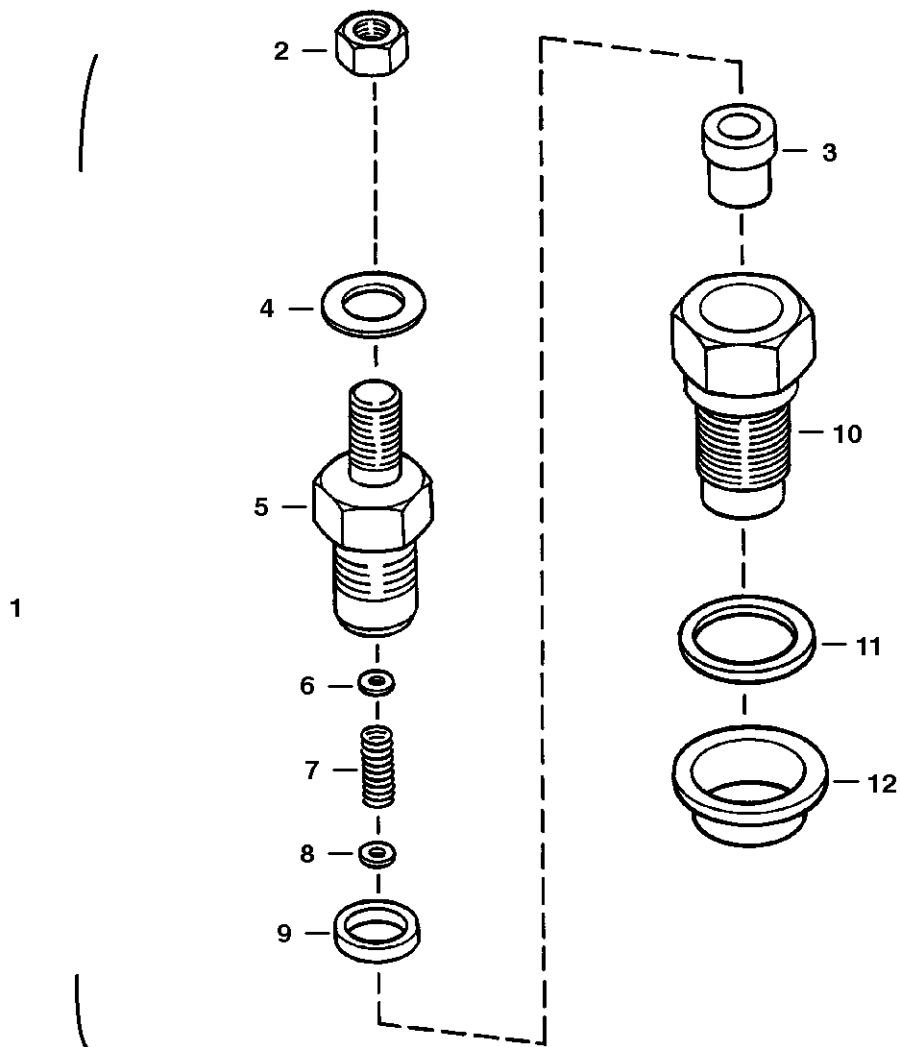


B-13155

INJECTOR NOZZLES

| Ref.N° | Part N° | Description | Remarks | Serial N° | Qty. |
|--------|---------|-------------|--|-----------|------|
| 1 | 6722147 | HOLDER KIT | nozzle - W/Ref. INJECTOR NOZZLES(2) & INJECTOR NOZZLES(16) - See Page INJECTOR HOLDER(1) | | 4 |
| 2 | 6655218 | GASKET | | | 4 |
| 3 | 6655219 | PIPE | injection (1) | | 1 |
| 4 | 6655220 | PIPE | injection (2) | | 1 |
| 5 | 6655221 | PIPE | injection (3) | | 1 |
| 6 | 6655222 | PIPE | injection (4) | | 1 |
| 7 | 6652688 | CLAMP | pipe (1) | | 3 |
| 8 | 6652689 | CLAMP | pipe (2) | | 3 |
| 9 | 3974260 | SCREW | with washer | | 3 |
| 10 | 6655233 | GLOW PLUG | | | 4 |
| 11 | 6655234 | CORD | glow plug | | 3 |
| 12 | 6655198 | PIPE | fuel over flow | | 3 |
| 13 | 6598146 | PIPE | fuel over flow (2) | | 1 |
| 14 | 6599136 | CLAMP | pipe | | 1 |
| 15 | 6654718 | CLIP | pipe | | 1 |
| 16 | 6655872 | SHIELD | | | 4 |

INJECTOR HOLDER



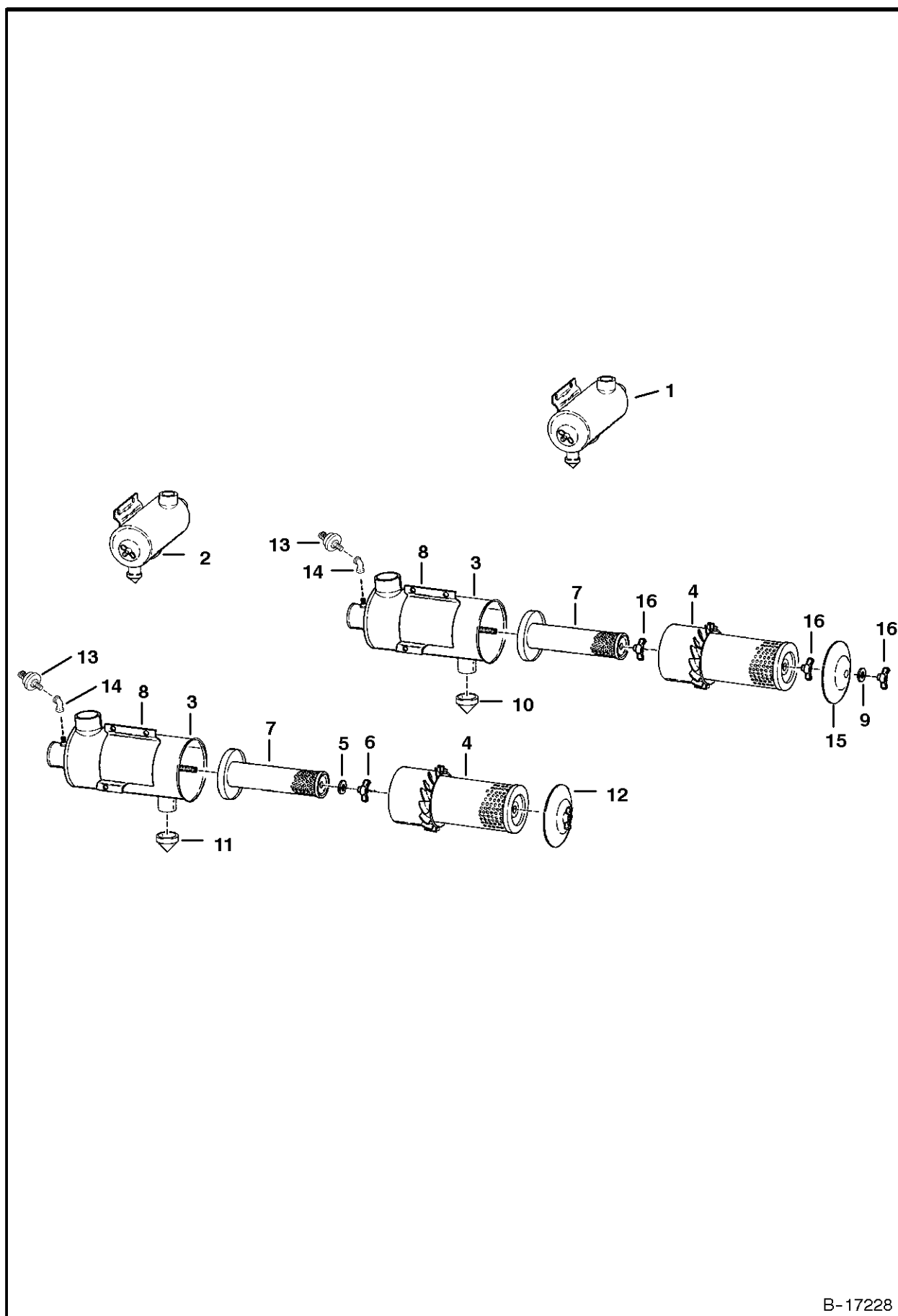
B-13154

INJECTOR HOLDER

Page : 1

| Ref.N° | Part N° | Description | Remarks | Serial N° | Qty. |
|--------|---------|-------------|--|-----------|------|
| 1 | 6722147 | HOLDER KIT | nozzle - Ref. INJECTOR HOLDER(2)-INJECTOR HOLDER(12) | | 4 |
| 2 | 6657460 | NUT | | | 1 |
| 3 | 6655873 | PIECE | nozzle | | 1 |
| 4 | 6657463 | WASHER | plain | | 1 |
| 5 | NSS | BODY | nozzle holder | | 1 |
| 6 | 6657742 | WASHER ASSY | washer - (.900mm thru 1.950mm) | | x |
| 6 | 6656126 | WASHER | adj. (1.00 mm) | | x |
| 6 | 6656127 | WASHER | adj. (1.05 mm) | | x |
| 6 | 6656128 | WASHER | adj. (1.10 mm) | | x |
| 6 | 6656129 | WASHER | adj. (1.15 mm) | | x |
| 6 | 6656130 | WASHER | adj. (1.20 mm) | | x |
| 6 | 6656131 | WASHER | adj. (1.25 mm) | | x |
| 6 | 6656132 | WASHER | adj. (1.30 mm) | | x |
| 7 | NSS | SPRING | nozzle | | 1 |
| 8 | NSS | PIECE | distance | | 1 |
| 9 | NSS | PUSH ROD | | | 1 |
| 10 | NSS | NUT | nozzle | | 1 |
| 11 | 6655218 | GASKET | | | 1 |
| 12 | 6655872 | SHIELD | | | 1 |

AIR CLEANER



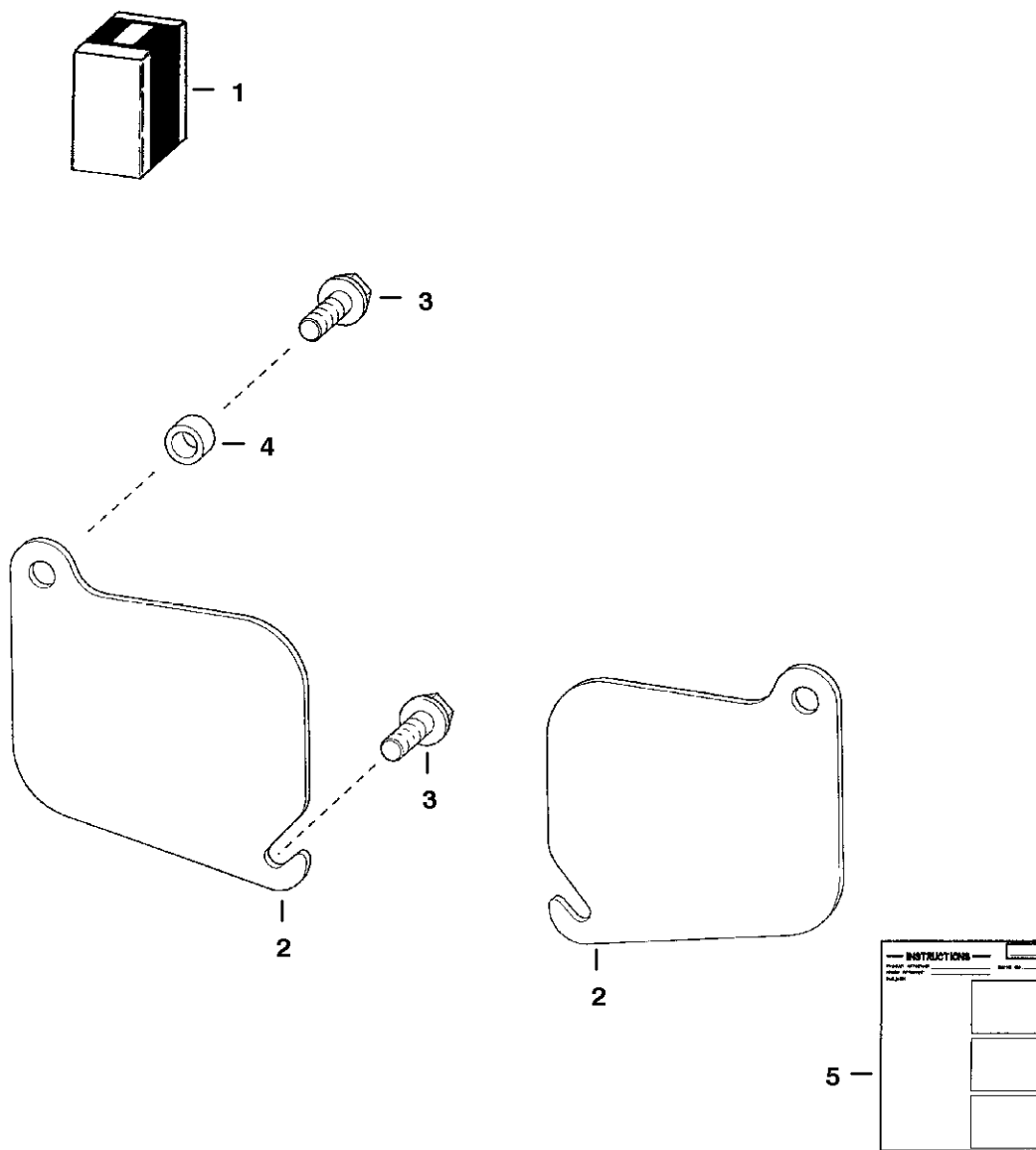
B-17228

AIR CLEANER

Page : 1

| Ref.N° | Part N° | Description | Remarks | Serial N° | Qty. |
|--------|---------|-------------|---|-----------|------|
| 1 | NAP | AIR CLEANER | W/ 2' Evacuator Valve - Ref. AIR CLEANER(4) - AIR CLEANER(8) & AIR CLEANER(10) - AIR CLEANER(14) -Order Ref. AIR CLEANER(2) - W | | 1 |
| 2 | 6700711 | AIR CLEANER | W/ 1.5' Evacuator Valve - Ref. AIR CLEANER(4), AIR CLEANER(7), AIR CLEANER(8), AIR CLEANER(11) & AIR CLEANER(13) - AIR CLEANER(| | x |
| 3 | NAP | TANK | | | 1 |
| 4 | 6598492 | CARTRIDGE | outer | | 1 |
| 5 | 886527 | WASHER | | | 2 |
| 6 | 3291290 | WING NUT | | | 2 |
| 7 | 6598362 | CARTRIDGE | inner | | 1 |
| 8 | 866028 | CLAMP | | | 1 |
| 9 | 6661244 | WASHER | | | 1 |
| 10 | 6655938 | VALVE | evacuator - 1.5" I.D. | | 1 |
| 11 | 6655937 | VALVE | evacuator - 2" I.D. | | 1 |
| 12 | 6630941 | COVER | W/Wing Nut | | 1 |
| 13 | 6665371 | SWITCH | | | 1 |
| 14 | 6725502 | ELBOW | Was 23F-1 [A] | | 1 |
| 15 | 6661242 | COVER | | | 1 |
| 16 | 6661243 | WING NUT | | | 3 |

ACCESS COVER
(Cleanout - Lower Front of Chaincase)

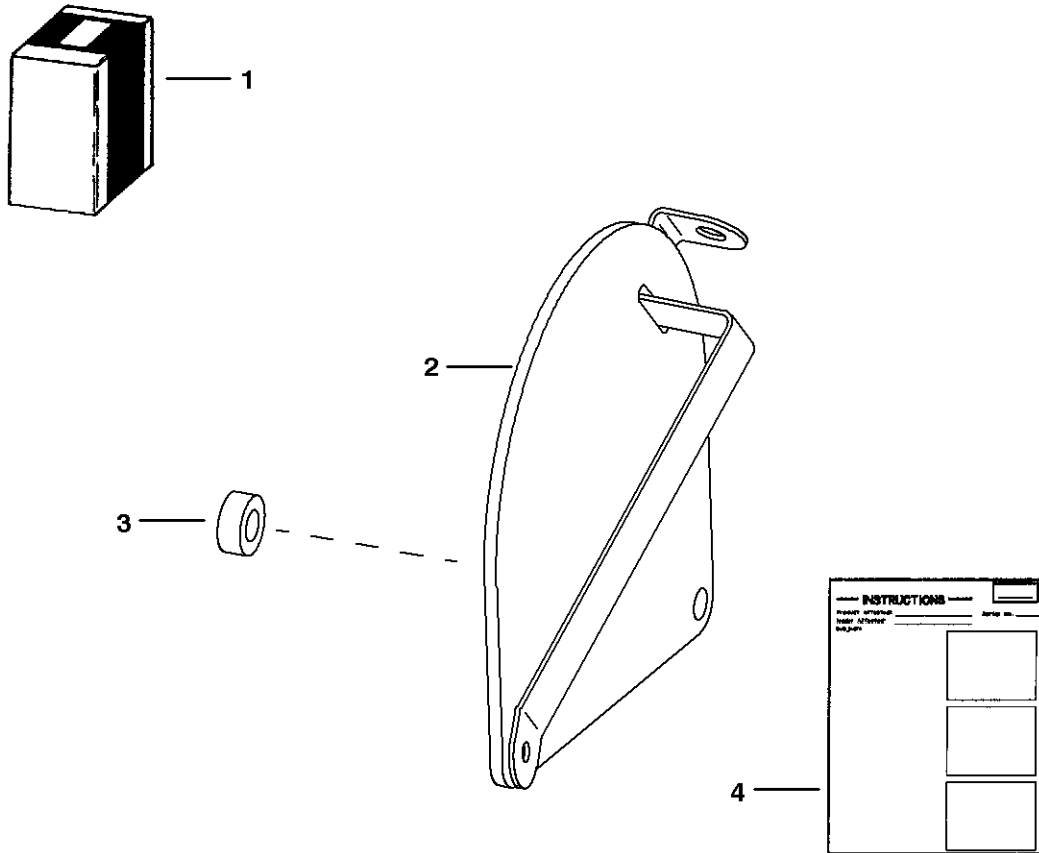


TS-1049

ACCESS COVER

| Ref.N° | Part N° | Description | Remarks | Serial N° | Qty. |
|--------|----------|--------------|----------|-----------|------|
| 1 | 6577880 | KIT | Ref. 2-5 | | 1 |
| 2 | 6577812 | COVER | | | 2 |
| 3 | 84G-3720 | BOLT | | | 4 |
| 4 | 6562619 | BUSHING | | | 2 |
| 5 | 6570931 | INSTRUCTIONS | | | 1 |

**ACCESS COVER
(Hyd. Tank Fill Cap)**

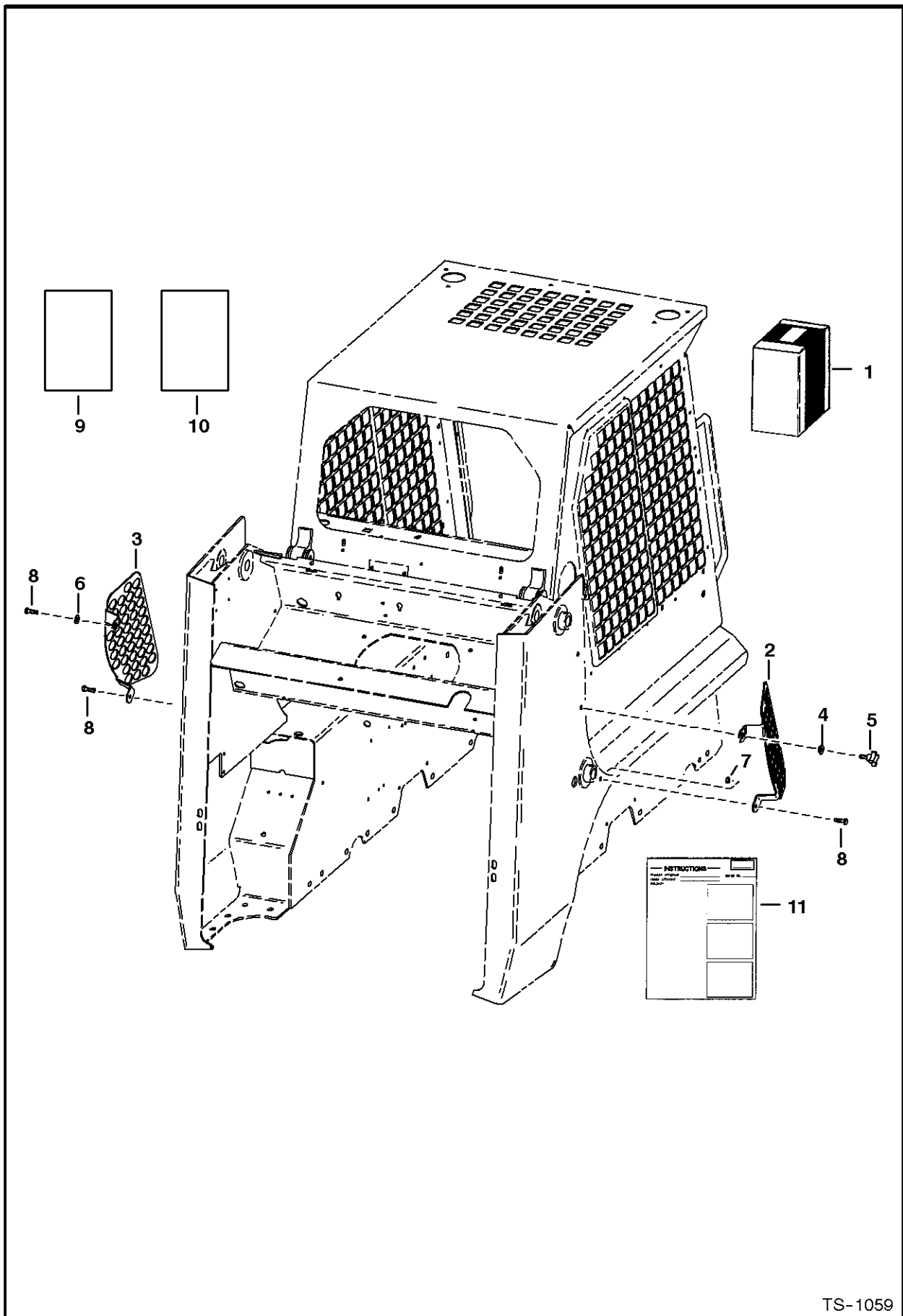


TS-1133

ACCESS COVER

| Ref.N° | Part N° | Description | Remarks | Serial N° | Qty. |
|--------|---------|--------------|--------------------------------------|-----------|------|
| 1 | 6700710 | KIT | Ref. ACCESS COVER(2)-ACCESS COVER(4) | | 1 |
| 2 | 6700347 | COVER | | | 1 |
| 3 | 6700704 | BUSHING | | | 1 |
| 4 | 6720185 | INSTRUCTIONS | | | 1 |

AIR DEFLECTOR KIT

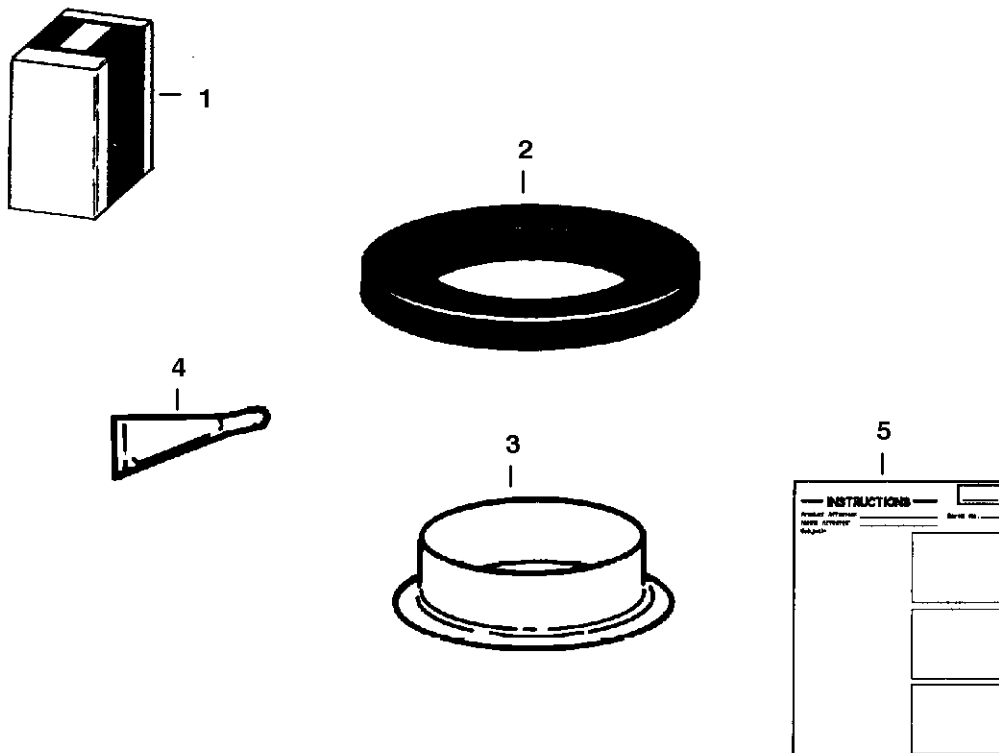


TS-1059

AIR DEFLECTOR KIT

| Ref.N° | Part N° | Description | Remarks | Serial N° | Qty. |
|--------|----------|--------------|---------------------------------------|-----------|------|
| 1 | 6702351 | KIT | air deflector | | 1 |
| 2 | 6702346 | SCREEN | R.H. | | 1 |
| 3 | 6702347 | SCREEN | L.H. | | 1 |
| 4 | 6702986 | NUT | spacer | | 1 |
| 5 | 6703090 | HANDLE | | | 1 |
| 6 | 27E-6 | WASHER | | | 1 |
| 7 | 61D-6 | NUT | | | 1 |
| 8 | 84G-3716 | BOLT | | | 3 |
| 9 | NAP | TEMPLATE | R.H.-Order Ref. AIR DEFLECTOR KIT(11) | | 1 |
| 10 | NAP | TEMPLATE | L.H.-Order Ref. AIR DEFLECTOR KIT(11) | | 1 |
| 11 | 6720621 | INSTRUCTIONS | | | 1 |

AXLE SEAL KIT




B-4041

AXLE SEAL KIT

| Ref.N° | Part N° | Description | Remarks | Serial N° | Qty. |
|--------|---------|--------------|--|-----------|------|
| 1 | 6722907 | KIT | Ref. AXLE SEAL KIT(2) - AXLE SEAL KIT(5) | | 1 |
| 2 | 6658228 | SEAL | | | 1 |
| 3 | 6662306 | RING | | | 1 |
| 4 | 6598485 | SEALANT | | | 1 |
| 5 | 6722908 | INSTRUCTIONS | | | 1 |

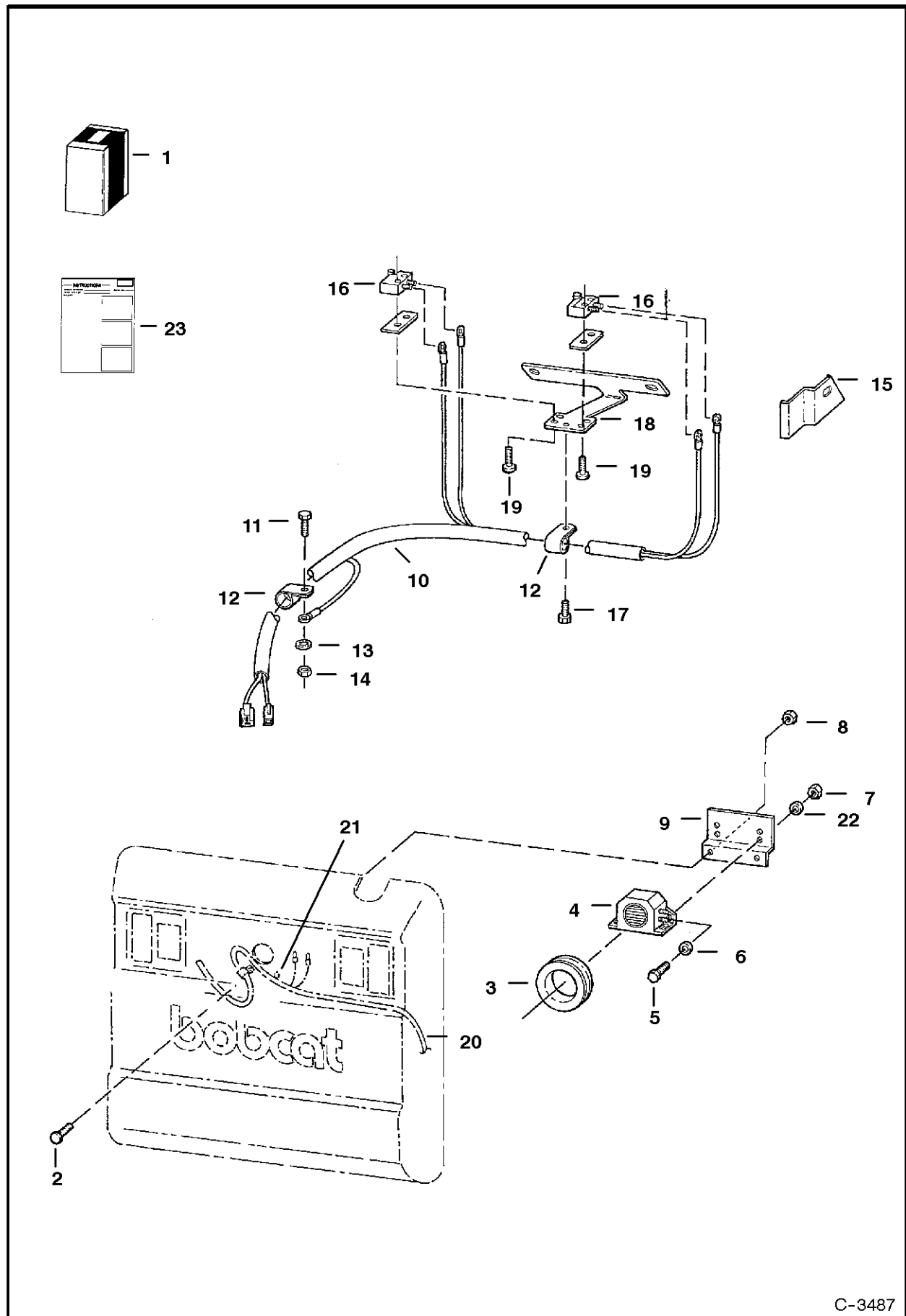
DealerNation Quality Equipment Manuals - dealernation@aol.com



BACK-UP ALARM

| Ref.N° | Part N° | Description | Remarks | Serial N° | Qty. |
|--------|----------|--------------|---|-----------|------|
| 1 | 6704442 | KIT | Ref. BACK-UP ALARM(2) - BACK-UP ALARM(24) - SEE NOTE | | 1 |
| 2 | NAP | BRACKET | switch - 2.75' (69,9 mm) wide - Order 6713792 Mount & (2) of 6713793 Bracket - Was 6578589 [A] | | 2 |
| 2 | NAP | BRACKET | switch - 2'(50,8 mm) wide - For BICS loaders - Order 6713792 Mount & (2) of 6713793 Bracket - Was 6710285 [A] | | 2 |
| 3 | 85G-616 | BOLT | No longer used in kit - Used W/Ref. BACK-UP ALARM (12) & BACK-UP ALARM(13) | | 4 |
| 3 | 59G-616 | BOLT | | | 4 |
| 4 | 6646781 | SWITCH | alarm | | 2 |
| 5 | NAP | MOUNT | Use W/ 2.75' (69,9 mm) wide Ref. BACK-UP ALARM(2) (6578589 Bracket) - Order 6713792 Mount & (2) of 6713793 Bracket - Was 657858 | | 1 |
| 5 | NAP | MOUNT | Use W/ 2'(50,8 mm) wide Ref. BACK-UP ALARM(2) (6710285 Bracket) - For BICS Loaders - Order 6713792 Mount & (2) of 6713793 Brack | | 1 |
| 6 | 35C-516 | BOLT | | | 2 |
| 7 | 83D-4 | NUT | | | 2 |
| 8 | 6704163 | MOUNT | switch | | 1 |
| 9 | 17C-410 | BOLT | | | 2 |
| 10 | 6577545 | GROMMET | | | 1 |
| 11 | 6599931 | ALARM | | | 1 |
| 11 | 6668879 | DECAL | | | 1 |
| 12 | 12D-6 | NUT | No longer used in kit - Used W/Ref. BACK-UP ALARM (3) (85G-616 Bolt) | | 4 |
| 13 | 17E-6 | WASHER | No longer used in kit - Used W/Ref. BACK-UP ALARM (3) (85G-616 Bolt) | | 4 |
| 14 | 61D-4 | NUT | | | 1 |
| 15 | 30H-21 | CLAMP | | | 2 |
| 16 | 17C-412 | BOLT | | | 1 |
| 17 | 6E-4 | WASHER | | | 1 |
| 18 | 6704358 | HARNESS | | | 1 |
| 19 | 25E-13 | WASHER | | | 2 |
| 20 | 61D-5 | NUT | | | 2 |
| 21 | 84G-3112 | BOLT | | | 1 |
| 22 | 25G-412 | BOLT | | | 1 |
| 23 | 6702593 | SPACER | | | 2 |
| 24 | 6722083 | INSTRUCTIONS | | | 1 |

BACK-UP ALARM (One Piece Rear Door)

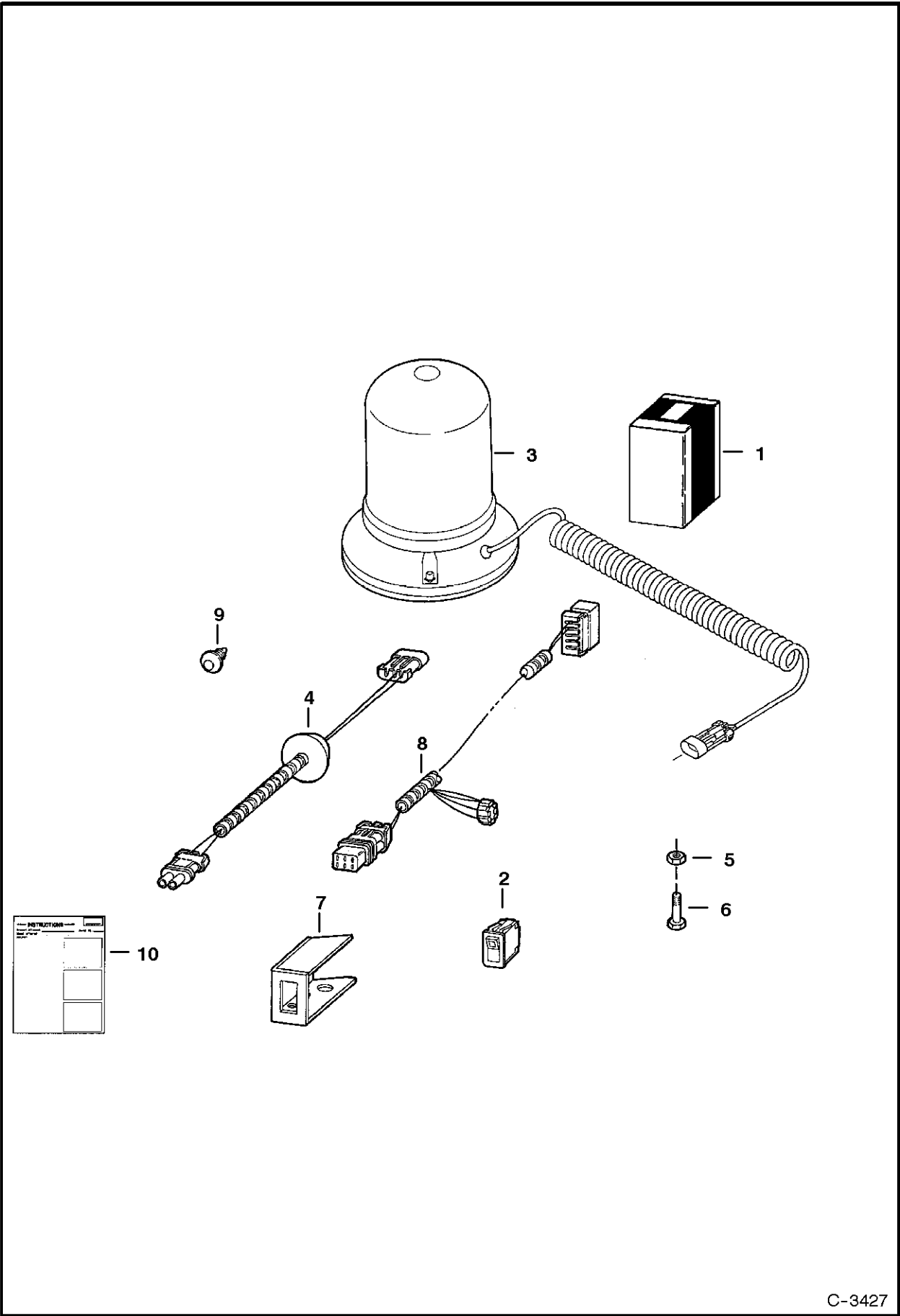


C-3487

BACK-UP ALARM

| Ref.N° | Part N° | Description | Remarks | Serial N° | Qty. |
|--------|----------|--------------|--|-----------|------|
| 1 | 6714980 | KIT | backup alarm - Ref. BACK-UP ALARM(2) - BACK-UP ALARM(23) | | 1 |
| 2 | 37C-512 | BOLT | | | 2 |
| 3 | 6577545 | GROMMET | | | 1 |
| 4 | 6599931 | ALARM | backup | | 1 |
| 4 | 6668879 | DECAL | | | 1 |
| 5 | 17C-410 | BOLT | | | 2 |
| 6 | 25E-13 | WASHER | | | 2 |
| 7 | 61D-5 | NUT | | | 2 |
| 8 | 83D-4 | NUT | | | 2 |
| 9 | 6707726 | MOUNT | | | 1 |
| 10 | 6704358 | HARNESS | | | 1 |
| 11 | 17C-412 | BOLT | | | 1 |
| 12 | 30H-19 | CLAMP | insulated - Was 30H-21 [B] | | 2 |
| 13 | 6E-4 | WASHER | | | 1 |
| 14 | 61D-4 | NUT | | | 1 |
| 15 | 6713793 | BRACKET | switch | | 2 |
| 16 | 6646781 | SWITCH | alarm | | 2 |
| 17 | 84G-3112 | BOLT | | | 1 |
| 18 | 6713792 | MOUNT | switch | | 1 |
| 19 | 59G-616 | BOLT | | | 4 |
| 20 | 6715659 | HARNESS | Used on loaders W/O rear lights - comes W/Ref. BACK-UP ALARM(21) | | 1 |
| 21 | 6672492 | RETAINER | | | 1 |
| 22 | 774220 | NUT | | | 2 |
| 23 | 6722083 | INSTRUCTIONS | | | 1 |

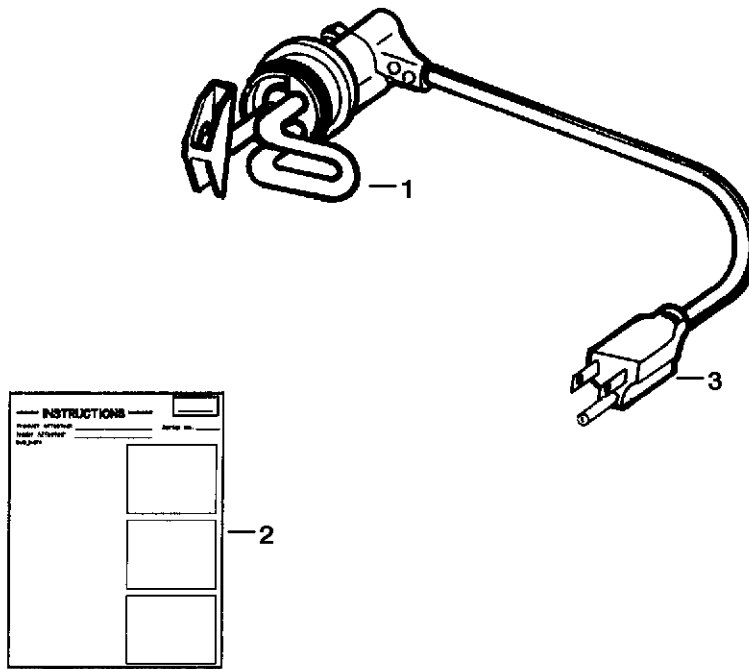
BEACON LIGHT



BEACON LIGHT

| Ref.N° | Part N° | Description | Remarks | Serial N° | Qty. |
|--------|---------|--------------|---|-----------|------|
| 1 | 6712692 | BEACON KIT | Ref. BEACON LIGHT(2) - BEACON LIGHT(10) - Was 6708342 [A] | | 1 |
| 2 | 6668816 | SWITCH | Was 6665317 [A] | | 1 |
| 3 | 6665730 | BEACON | | | 1 |
| 3 | 6666571 | BULB | | | 1 |
| 3 | 6666572 | LENS | amber | | 1 |
| 4 | 6708318 | HARNESS | beacon | | 1 |
| 5 | 6660988 | RETAINER | | | 2 |
| 6 | 35C-412 | BOLT | | | 2 |
| 7 | 6711708 | MOUNT | | | 1 |
| 8 | 6712258 | HARNESS | strobe | | 1 |
| 9 | 6669308 | RETAINER | snap-in | | 2 |
| 10 | 6724071 | INSTRUCTIONS | | | 1 |

BLOCK HEATER (Engine)

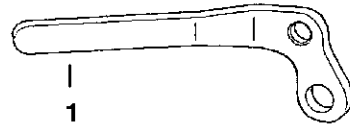
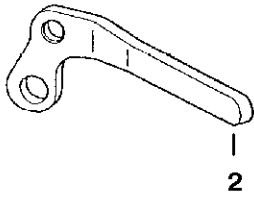


B-12299

BLOCK HEATER

| Ref.N° | Part N° | Description | Remarks | Serial N° | Qty. |
|--------|---------|--------------|------------------------|-----------|------|
| 1 | 6720736 | HEATER | W/Ref. BLOCK HEATER(2) | | 1 |
| 2 | 6720038 | INSTRUCTIONS | | | 1 |
| 3 | 6668881 | CORD | | | 1 |

BOB-TACH LEVERS
(For Use W/Industrial Grapple Fork)

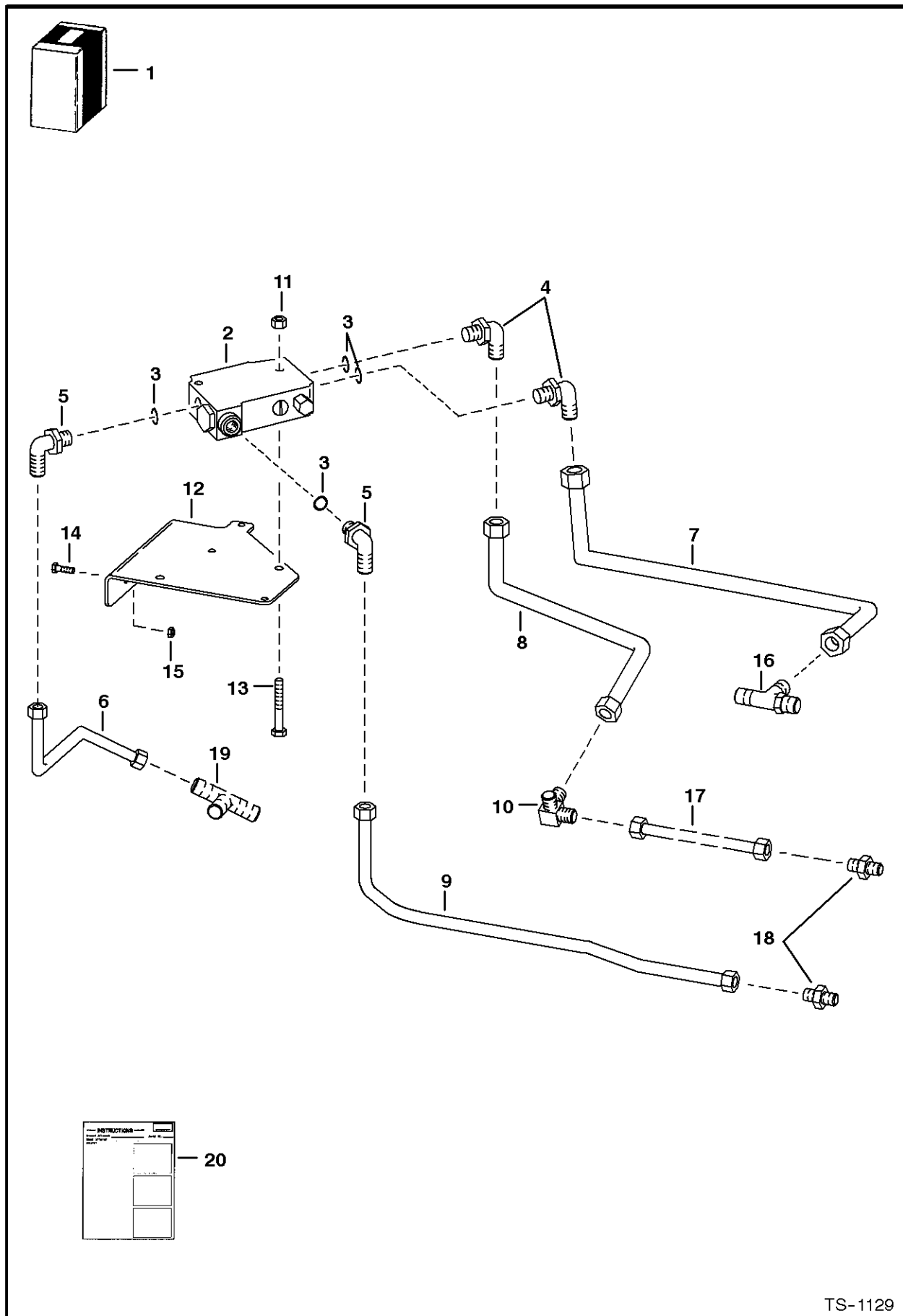


TS-1019

BOB-TACH LEVERS

| Ref.N° | Part N° | Description | Remarks | Serial N° | Qty. |
|--------|---------|-------------|---------|-----------|------|
| 1 | 6578139 | LEVER | R.H. | | 1 |
| 2 | 6578140 | LEVER | L.H. | | 1 |

BUCKET POSITIONING VALVE KIT

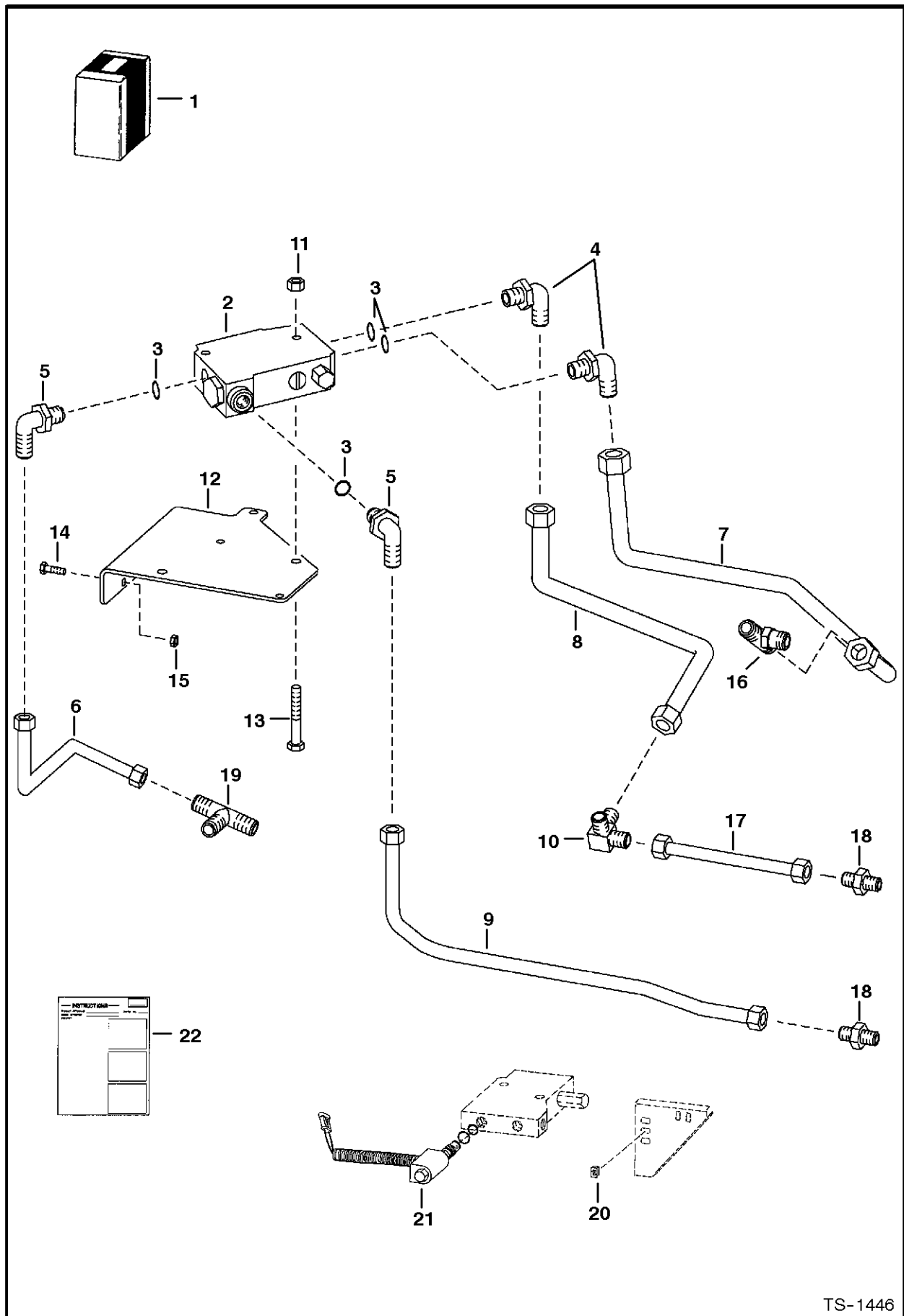


TS-1129

BUCKET POSITIONING VALVE KIT

| Ref.N° | Part N° | Description | Remarks | Serial N° | Qty. |
|--------|---------|--------------|--|-----------|------|
| 1 | 6705191 | KIT | Ref. BUCKET POSITIONING VALVE KIT(2) - BUCKET POSITIONING VALVE KIT(15) & BUCKET POSITIONING VALVE KIT(20) | | 1 |
| 2 | 6666341 | VALVE | bucket pos. - See Page BUCKET POSITIONING VALVE(1) - Was 6645249 [A] | | 1 |
| 3 | 79K-10 | O-RING | | | x |
| 4 | 17K-7 | ELBOW | W/Ref. BUCKET POSITIONING VALVE KIT(3) | | 2 |
| 5 | 784568 | ELBOW | W/Ref. BUCKET POSITIONING VALVE KIT(3) - Was 6634982 [A] | | 2 |
| 6 | 6705068 | TUBE | | | 1 |
| 7 | 6704840 | TUBE | | | 1 |
| 8 | 6704839 | TUBE | 753 | | 1 |
| 8 | 6706748 | TUBE | 753L, 763, 7753 & 773 | | 1 |
| 9 | 6704837 | TUBE | | | 1 |
| 10 | 6705070 | TEE | | | 1 |
| 11 | 57D-5 | NUT | | | 2 |
| 12 | 6704833 | BRACKET | | | 1 |
| 13 | 35C-536 | BOLT | | | 2 |
| 14 | 35C-412 | BOLT | | | 2 |
| 15 | 57D-4 | NUT | | | 2 |
| 16 | | TEE | Not in Kit - See Page HYDRAULIC CIRCUITRY(1) | | 1 |
| 17 | 6705069 | TUBE | Not in Kit - See Page HYDRAULIC CIRCUITRY(1) | | 1 |
| 18 | | ADAPTER | Not in Kit - See Page HYDRAULIC CIRCUITRY(1) | | 2 |
| 19 | 10K-7 | TEE | Not in Kit - See Page HYDRAULIC CIRCUITRY(1) | | 1 |
| 20 | 6722303 | INSTRUCTIONS | | | 1 |

BUCKET POSITIONING VALVE KIT

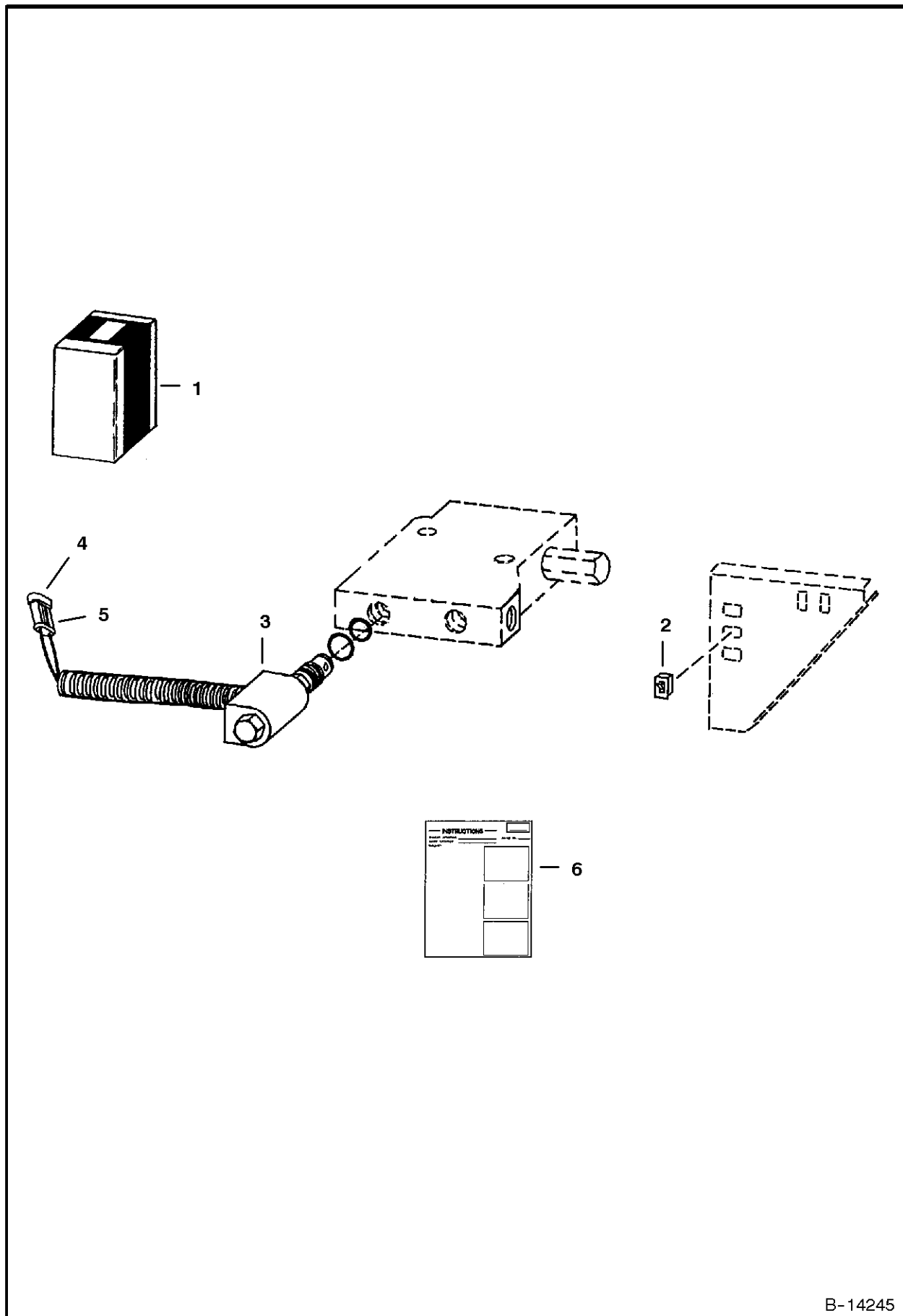


TS-1446

BUCKET POSITIONING VALVE KIT

| Ref.N° | Part N° | Description | Remarks | Serial N° | Qty. |
|--------|---------|--------------|---|-----------|------|
| 1 | 6712050 | KIT | Ref. BUCKET POSITIONING VALVE KIT(2) - BUCKET POSITIONING VALVE KIT(15) & BUCKET POSITIONING VALVE KIT(20) - BUCKET POSITIONING | | 1 |
| 2 | 6666341 | VALVE | bucket pos. - See Page BUCKET POSITIONING VALVE(1) | | 1 |
| 3 | 79K-10 | O-RING | flat boss face | | x |
| 3 | 99K-10 | O-RING | tapered boss face | | x |
| 4 | 17K-7 | ELBOW | W/Ref. BUCKET POSITIONING VALVE KIT(3) - flat boss face | | 2 |
| 4 | 17KV-7 | ELBOW | W/Ref. BUCKET POSITIONING VALVE KIT(3) - tapered boss face | | 2 |
| 4 | 97K-10 | O-RING | flared end | | 2 |
| 5 | 784568 | ELBOW | W/Ref. BUCKET POSITIONING VALVE KIT(3) - flat boss face | | 2 |
| 5 | 6715716 | ELBOW | W/Ref. BUCKET POSITIONING VALVE KIT(3) - tapered boss face | | 2 |
| 5 | 97K-8 | O-RING | flared end | | 1 |
| 6 | 6705068 | TUBE | | | 1 |
| 7 | 6710583 | TUBE | | | 1 |
| 8 | 6704839 | TUBE | | | 1 |
| 9 | 6710584 | TUBE | | | 1 |
| 10 | 6705070 | TEE | | | 1 |
| 11 | 57D-5 | NUT | | | 2 |
| 12 | 6704833 | BRACKET | | | 1 |
| 13 | 35C-536 | BOLT | | | 2 |
| 14 | 35C-412 | BOLT | | | 2 |
| 15 | 55D-4 | NUT | | | 2 |
| 16 | | TEE | Not in Kit | | 1 |
| 17 | 6705069 | TUBE | Not in Kit | | 1 |
| 18 | | ADAPTER | Not in Kit | | 2 |
| 19 | 10K-7 | TEE | Not in Kit | | 1 |
| 20 | 6668814 | SWITCH | See Page BUCKET POSITION ON-OFF KIT(1) | | 1 |
| 21 | 6672863 | SOLENOID | See Page BUCKET POSITION ON-OFF KIT(1) - Was 6708271 [A] | | 1 |
| 21 | 6674331 | COIL | | | 1 |
| 21 | 6670634 | SEAL KIT | | | 1 |
| 21 | 6671527 | NUT | | | 1 |
| 22 | 6724522 | INSTRUCTIONS | | | 1 |

BUCKET POSITION ON-OFF KIT

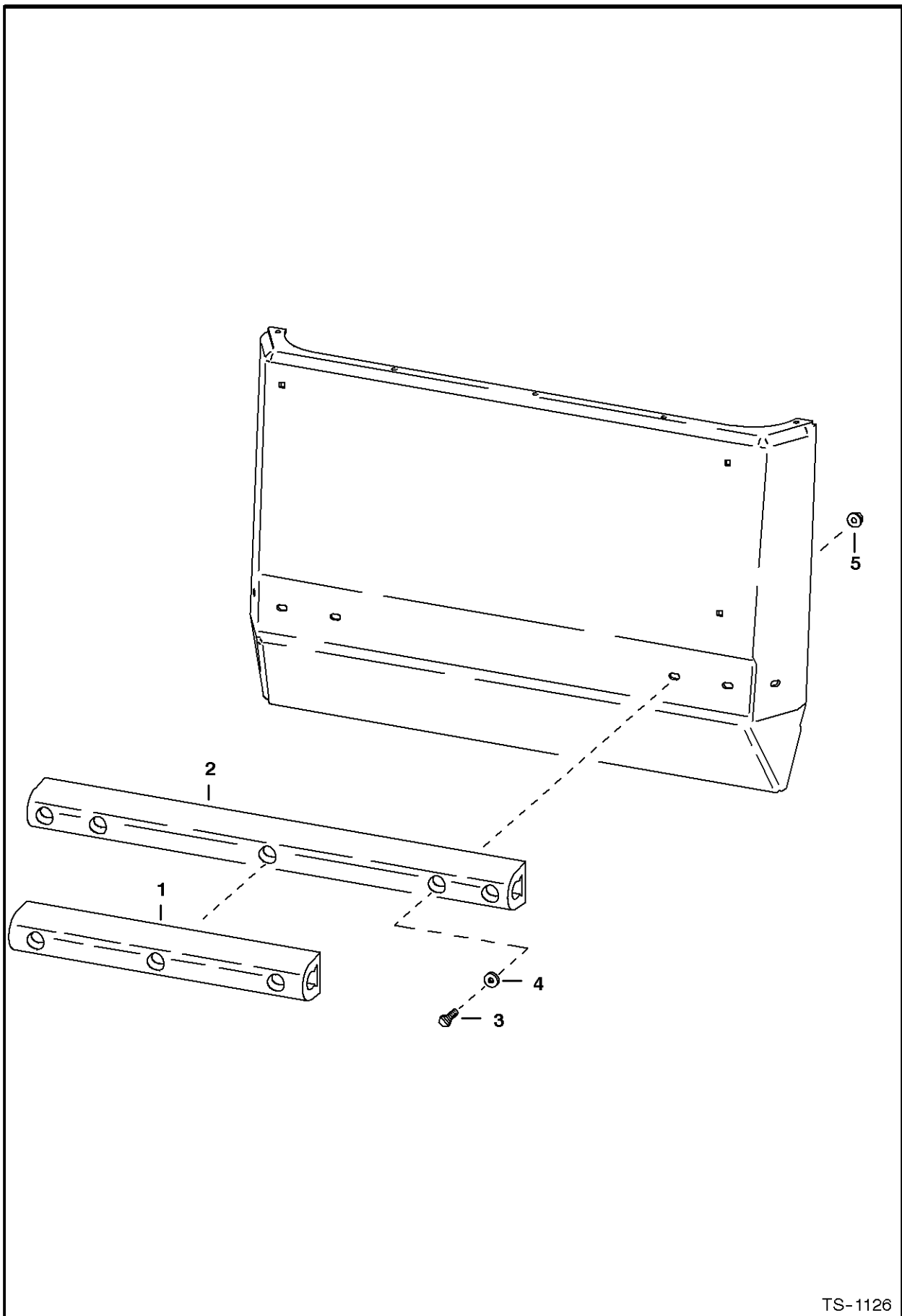


B-14245

BUCKET POSITION ON-OFF KIT

| Ref.N° | Part N° | Description | Remarks | Serial N° | Qty. |
|--------|---------|--------------|--|-----------|------|
| 1 | 6712678 | KIT | Ref. BUCKET POSITION ON-OFF KIT(2) - BUCKET POSITION ON-OFF KIT(7) - Was 6707682 [A] | | 1 |
| 2 | 6668814 | SWITCH | Was 6665319 [A] | | 1 |
| 3 | 6672863 | SOLENOID | W/Ref. BUCKET POSITION ON-OFF KIT(5) & BUCKET POSITION ON-OFF KIT(6) - Was 6708271 [A] | | 1 |
| 4 | 6670634 | SEAL KIT | | | 1 |
| 4 | 6671527 | NUT | | | 1 |
| 5 | 6641179 | CONNECTOR | 2pin | | 1 |
| 6 | 6641180 | LOCK | 2pin | | 1 |
| 7 | 6720321 | INSTRUCTIONS | | | 1 |

BUMPERS (Rear Door)



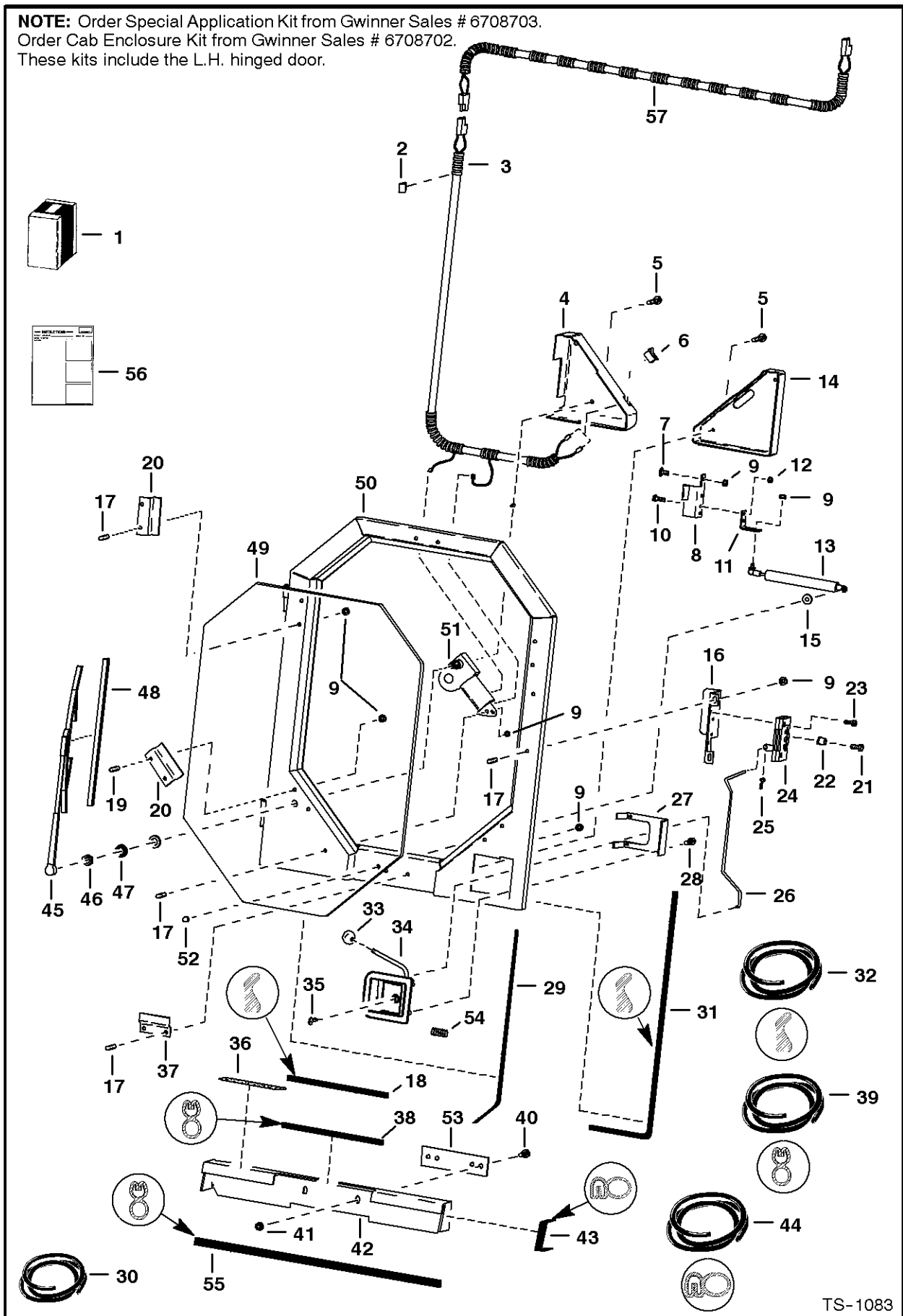
TS-1126

BUMPERS

| Ref.N° | Part N° | Description | Remarks | Serial N° | Qty. |
|--------|---------|-------------|---------------------|-----------|------|
| 1 | 6705166 | BUMPER | 22' (558,8 mm) long | | 1 |
| 2 | 6705167 | BUMPER | 36' (919,4 mm) long | | 1 |
| 3 | 17C-628 | BOLT | See BTI 270inD1} | | x |
| 4 | 25E-18 | WASHER | See BTI 270 | | x |
| 5 | 83D-6 | NUT | See BTI 270 | | x |

CAB DOOR (R.H. Hinged)

NOTE: Order Special Application Kit from Gwinner Sales # 6708703.
Order Cab Enclosure Kit from Gwinner Sales # 6708702.
These kits include the L.H. hinged door.



TS-1083

CAB DOOR

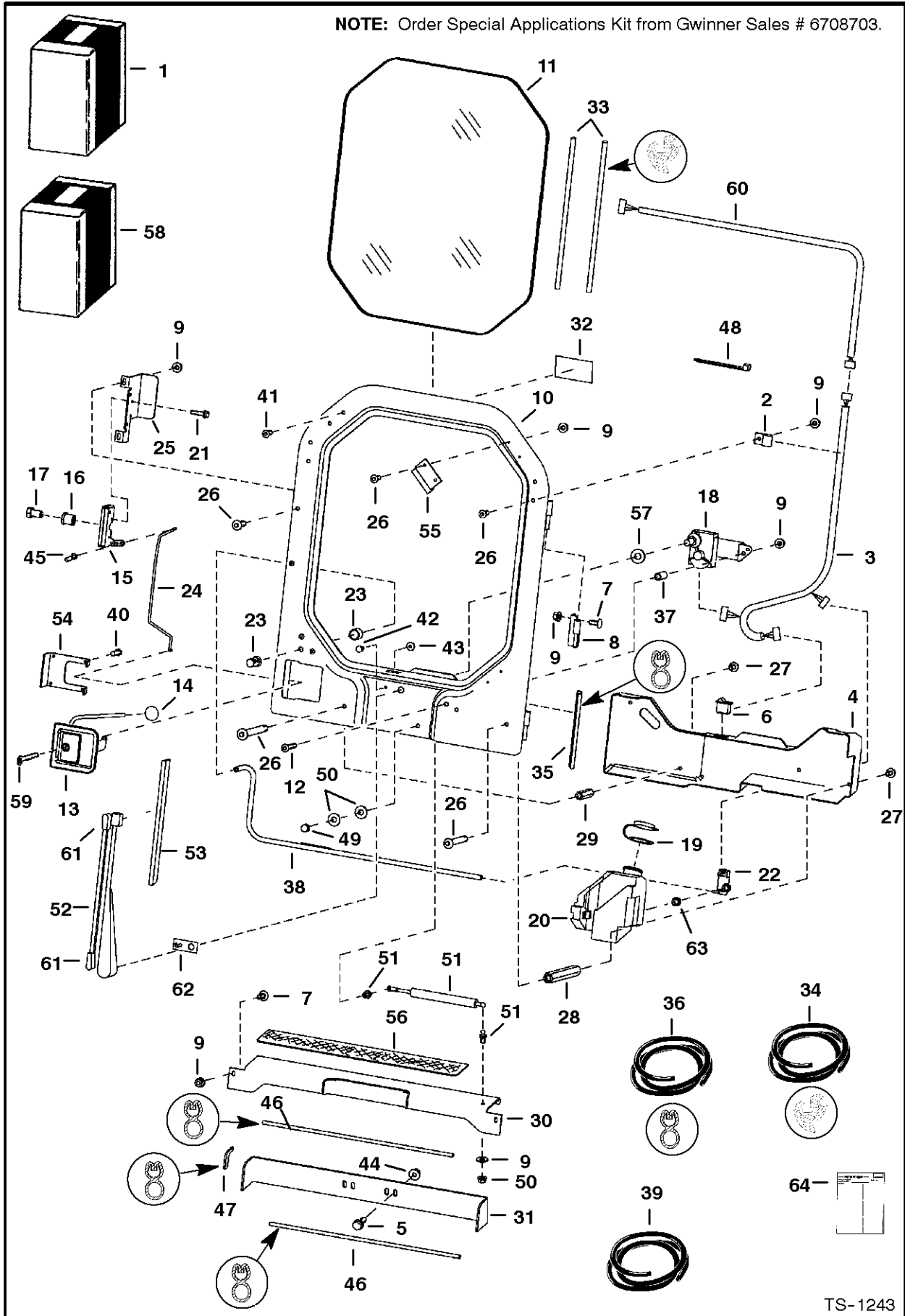
| Ref.N° | Part N° | Description | Remarks | Serial N° | Qty. |
|--------|----------|--------------|--|-----------|------|
| 1 | NAP | KIT | For Standard Door - Order '6708973 Door Kit & 6708975 Shield Kit- See Page CAB DOOR(1) - Was 6703773 [A] | | 1 |
| 1 | SALES | KIT | For Special Applications Door - Does not use wiper - SEE NOTE | | 1 |
| 2 | 30H-37 | CLAMP | | | 1 |
| 3 | 6568739 | HARNESS | | | 1 |
| 4 | 6704440 | SHIELD | | | 1 |
| 5 | 84G-3112 | BOLT | | | 2 |
| 6 | 6631009 | SWITCH | | | 1 |
| 7 | 10C-512 | BOLT | Was 6553808 [A] | | 4 |
| 8 | 6571715 | HINGE | | | 2 |
| 9 | 83D-5 | NUT | | | 21 |
| 10 | 35C-412 | BOLT | | | 2 |
| 11 | 6568055 | BRACKET | | | 1 |
| 12 | 83D-4 | NUT | | | 2 |
| 13 | 6630797 | GAS SPRING | | | 1 |
| 13 | 6632221 | STUD | ball | | 2 |
| 13 | 2756257 | RETAINER | spring | | 2 |
| 14 | 6704439 | SHIELD | | | 1 |
| 15 | 25E-16 | WASHER | | | 2 |
| 16 | 6703747 | LATCH | | | 1 |
| 17 | 35C-510 | BOLT | | | 11 |
| 18 | NAP | SEAL | 11'(279,4 mm)long-Order Ref. CAB DOOR(32) | | 1 |
| 19 | 35C-512 | BOLT | | | 4 |
| 20 | 6703759 | CLIP | For Standard Door | | 5 |
| 20 | 6703758 | CLIP | For Special Applications Door | | 5 |
| 21 | 17C-712 | BOLT | | | 1 |
| 22 | 6568047 | NUT | bushing - striker | | 1 |
| 23 | 35C-416 | BOLT | | | 4 |
| 24 | 6660932 | LATCH | | | 1 |
| 25 | 6519480 | CLIP | | | 1 |
| 26 | 6703753 | ROD | | | 1 |
| 27 | 6703751 | RETAINER | | | 1 |
| 28 | 45G-1008 | BOLT | | | 4 |
| 29 | NAP | SEAL | 102' (2590,8 mm) long - Order Ref. CAB DOOR(30) | | 1 |
| 30 | 6648416 | SEAL | bulk - Sold Per Foot | | x |
| 31 | NAP | SEAL | 118' (2997,2 mm) long - Order Ref. CAB DOOR(32) | | 1 |
| 32 | 6568704 | MOULDING | bulk - Sold Per Foot | | x |
| 33 | 6647635 | KNOB | | | 1 |
| 34 | 6660167 | LATCH | | | 1 |
| 35 | 6632560 | KEY | | | x |
| 36 | 6703757 | SAFETY TREAD | | | 1 |
| 37 | 6703776 | CLIP | For Standard Door | | 1 |
| 37 | 6703774 | CLIP | For Special Applications Door | | 1 |
| 38 | NAP | SEAL | 11.5' (292,1 mm) long - Order Ref. CAB DOOR(39) | | 1 |
| 39 | 6513152 | SEAL | bulk - Sold Per Foot | | x |
| 40 | 35C-616 | BOLT | | | 6 |
| 41 | 83D-6 | NUT | | | 2 |
| 42 | 6707632 | SHIELD | | | 1 |
| 43 | NAP | SEAL | 6' (152,4 mm)long-Order Ref. CAB DOOR(44) | | 2 |

CAB DOOR

| Ref.N° | Part N° | Description | Remarks | Serial N° | Qty. |
|--------|---------|--------------|--|-----------|------|
| 44 | 6555351 | SEAL | bulk - Sold Per Foot | | x |
| 45 | 6631008 | ARM | | | 1 |
| 46 | NSS | NUT | | | 1 |
| 47 | NSS | SEAL | | | 1 |
| 48 | 6630943 | BLADE | wiper | | 1 |
| 49 | 6703755 | WINDOW | .25' (6,35 mm) thick - For Standard Door | | 1 |
| 49 | 6703756 | WINDOW | .50' (12,7 mm) thick - For Special Applications Door | | 1 |
| 50 | 6703767 | DOOR | W/Ref. CAB DOOR(31) | | 1 |
| 51 | 961528 | HARDWARE | | | 1 |
| 51 | 6631928 | SHAFT | W/spline | | 1 |
| 51 | 6620642 | MOTOR | wiper - W/Ref. CAB DOOR(46) & CAB DOOR(47) | | 1 |
| 51 | 6631927 | GEAR | | | 1 |
| 52 | 46D-5 | NUT | | | 1 |
| 53 | 6703775 | SHIM | | | 3 |
| 54 | 6662834 | SPRING | | | 1 |
| 55 | NAP | SEAL | 28'(711,2 mm)long-Order Ref. CAB DOOR(39) | | 1 |
| 56 | 6722076 | INSTRUCTIONS | | | 1 |
| 57 | 6708225 | HARNESS | For R.H. Hinged doors only | | 1 |

CAB DOOR **(L.H. Hinged)**

NOTE: Order Special Applications Kit from Gwinner Sales # 6708703.



TS-1243

CAB DOOR

| Ref.N° | Part N° | Description | Remarks | Serial N° | Qty. |
|--------|---------|-------------|--|-----------|------|
| 1 | 6708973 | KIT | door - Ref. CAB DOOR(2) - CAB DOOR(29), CAB DOOR(32) - CAB DOOR(43), CAB DOOR(45), CAB DOOR(48) - CAB DOOR(55), CAB DOOR(57) & C | | 1 |
| 1 | SALES | KIT | door - special applications - Ref. CAB DOOR(4), CAB DOOR(5), CAB DOOR(7)-CAB DOOR(17), CAB DOOR(21), CAB DOOR(24)-CAB DOOR(37), | | 1 |
| 2 | 30H-37 | CLAMP | | | 1 |
| 3 | NAP | HARNESS | Order 6712259 Harness - Was 6708269 [A] | | 1 |
| 3 | 6712259 | HARNESS | W/(2) diodes | | 1 |
| 4 | 6707179 | SHIELD | | | 1 |
| 5 | 35C-616 | BOLT | | | 2 |
| 6 | 6665707 | SWITCH | | | 1 |
| 7 | 10C-512 | BOLT | | | 6 |
| 8 | 6707216 | HINGE | | | 2 |
| 9 | 83D-5 | NUT | for standard door | | 10 |
| 9 | 83D-5 | NUT | for special applications door | | 15 |
| 10 | 6707220 | DOOR | | | 1 |
| 11 | 6707225 | WINDOW | .25" thick - safety glass - for standard door | | 1 |
| 11 | 6708499 | WINDOW | .5" thick - plexiglass - for special applications door | | 1 |
| 12 | 25G-528 | BOLT | | | 1 |
| 13 | 6665530 | LATCH | W/Ref. CAB DOOR(14) - Also Order Ref. CAB DOOR(59) | | 1 |
| 14 | 6647635 | KNOB | | | 1 |
| 15 | 6665531 | LATCH | | | 1 |
| 16 | 6568047 | NUT | bushing | | 1 |
| 17 | 17C-712 | BOLT | | | 1 |
| 18 | 6665532 | MOTOR | wiper | | 1 |
| 18 | 6631927 | GEAR | | | 1 |
| 18 | 6670163 | SHAFT | | | 1 |
| 18 | 6670164 | LINK | | | 1 |
| 18 | 6670165 | CLIP | | | 1 |
| 19 | 6665605 | CAP | | | 1 |
| 20 | 6707178 | TANK | | | 1 |
| 21 | 35C-416 | BOLT | | | 4 |
| 22 | 6664554 | PUMP | wiper washer | | 1 |
| 23 | 6664555 | NOZZLE | washer | | 1 |
| 24 | 6707221 | ROD | latch release | | 1 |
| 25 | 6707222 | MOUNT | latch | | 1 |
| 26 | 25G-512 | BOLT | for standard door | | 7 |
| 26 | 25G-512 | BOLT | for special applications door | | 14 |
| 27 | 35C-510 | BOLT | | | 4 |
| 28 | 6707223 | COUPLING | | | 2 |
| 29 | 6707224 | COUPLING | | | 2 |
| 30 | 6707239 | SHIELD | bolts to cab | | 1 |
| 31 | 6707236 | SHIELD | bolts to main frame | | 1 |
| 32 | 6707852 | DECAL | | | 1 |
| 33 | NAP | SEAL | 91"(2311 mm)long-Order Ref. CAB DOOR(34) | | 1 |
| 33 | NAP | CORD | 91"(2311 mm)long-Order Ref. CAB DOOR(34) | | 1 |
| 34 | 6665568 | SEAL | bulk - Sold Per Foot | | x |
| 34 | 6554149 | CORD | bulk - Sold Per Foot | | x |
| 35 | NAP | SEAL | (137"(3480mm)long-Order Ref. CAB DOOR(36) | | 1 |

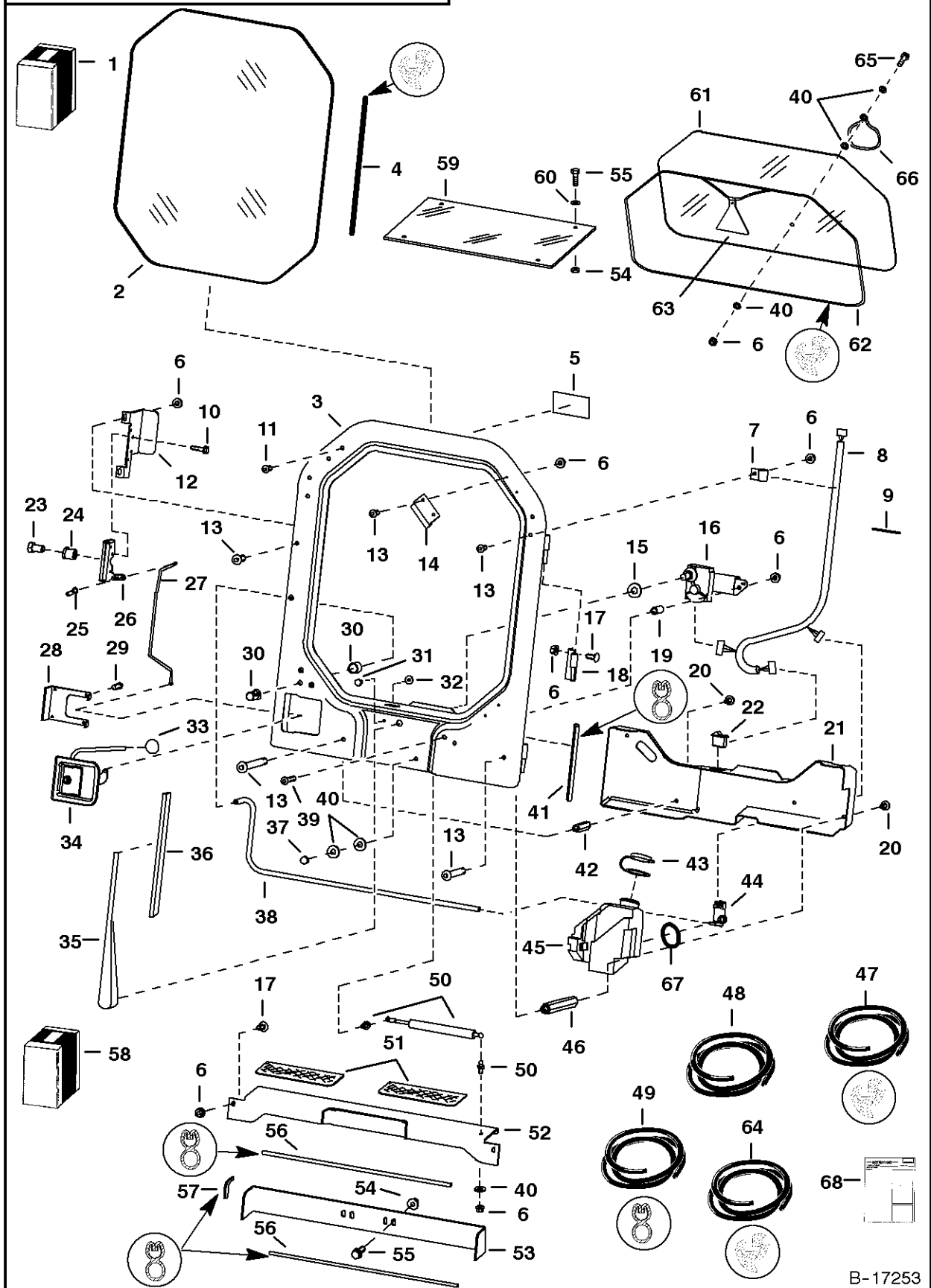
CAB DOOR

| Ref.N° | Part N° | Description | Remarks | Serial N° | Qty. |
|--------|----------|--------------|--|-----------|------|
| 36 | 6513152 | SEAL | bulk - Sold Per Foot | | x |
| 37 | 6708096 | BUSHING | | | 1 |
| 38 | NAP | HOSE | (26"(660,4 mm)long-Order Ref. CAB DOOR(39) | | 1 |
| 39 | 6708310 | HOSE | bulk - Sold Per Foot | | x |
| 40 | 45G-1008 | BOLT | | | 4 |
| 41 | 5289686 | PLUG | black | | 11 |
| 42 | 17C-408 | BOLT | | | 1 |
| 43 | 55D-4 | NUT | | | 1 |
| 44 | 83D-6 | NUT | | | 2 |
| 45 | 6512274 | CLIP | | | 1 |
| 46 | NAP | SEAL | 28"(711 mm)long-Order Ref. CAB DOOR(36) | | 2 |
| 47 | NAP | SEAL | 5"(127 mm)long -Order Ref. CAB DOOR(36) | | 1 |
| 48 | 6610510 | NYLON TIE | | | 1 |
| 49 | 46D-5 | NUT | | | 1 |
| 50 | 25E-16 | WASHER | | | 3 |
| 51 | 6630797 | GAS SPRING | | | 1 |
| 51 | 6632221 | STUD | ball | | 2 |
| 51 | 2756257 | RETAINER | spring | | 2 |
| 52 | 6664095 | ARM | wiper - W/Ref. CAB DOOR(61) & CAB DOOR(62) | | 1 |
| 53 | 6664096 | BLADE | wiper | | 1 |
| 54 | 6703751 | RETAINER | | | 1 |
| 55 | 6708500 | CLAMP | for special applications door | | 4 |
| 56 | 6564833 | SAFETY TREAD | Was 6703757 [A] | | 1 |
| 57 | 27E-10 | WASHER | | | 1 |
| 58 | 6708975 | KIT | shield - Ref. CAB DOOR(5), CAB DOOR(7), CAB DOOR(9), CAB DOOR(30), CAB DOOR(31), CAB DOOR(44), CAB DOOR(46), CAB DOOR(47), CAB D | | 1 |
| 59 | 6709527 | KEY | | | 1 |
| 60 | 6708225 | HARNESS | not in kit - for non BICS loaders only | | 1 |
| 61 | 6670288 | END | plastic | | 2 |
| 62 | 6670289 | BRACKET | | | 1 |
| 63 | 6666766 | GROMMET | | | 1 |
| 64 | 6724029 | INSTRUCTIONS | | | 1 |

CAB ENCLOSURE

NOTE: Order Special Application Kit from Gwinner Sales # 6708703. Order Cab Enclosure Kit from Gwinner Sales # 6708702.

NOTE: Wiper is not included in Special Application Door. Wiper may scratch Special Application Window.



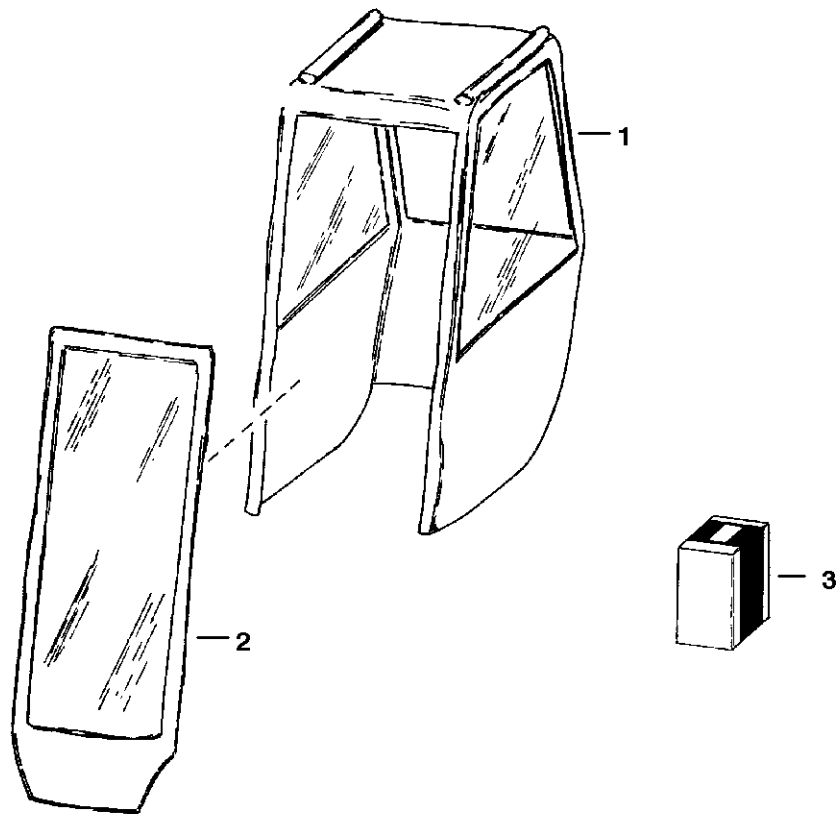
CAB ENCLOSURE

| Ref.N° | Part N° | Description | Remarks | Serial N° | Qty. |
|--------|----------|-------------|--|-----------|------|
| 1 | SALES | KIT | cab enclosure - Ref. CAB ENCLOSURE(2) - CAB ENCLOSURE(68) - SEE NOTE | | 1 |
| 1 | SALES | KIT | cab enclosure - Special Applications - Does not include wiper - SEE NOTE | | 1 |
| 2 | 6707225 | WINDOW | .25" thick - safety glass - for standard door | | 1 |
| 2 | 6708499 | WINDOW | .5" thick - plexiglass - for special applications door | | 1 |
| 3 | 6707220 | DOOR | | | 1 |
| 4 | NAP | SEAL | 91"(2311 mm)long-Order Ref. CAB ENCLOSURE(47) | | 1 |
| 4 | NAP | CORD | 91"(2311 mm)long-Order Ref. CAB ENCLOSURE(47) | | 1 |
| 5 | 6707852 | DECAL | | | 1 |
| 6 | 83D-5 | NUT | for standard door | | 10 |
| 6 | 83D-5 | NUT | for special applications door | | 15 |
| 7 | 30H-37 | CLAMP | | | 1 |
| 8 | 6708269 | HARNESS | | | 1 |
| 9 | 6610510 | NYLON TIE | | | 1 |
| 10 | 35C-416 | BOLT | | | 4 |
| 11 | 5289686 | PLUG | black | | 11 |
| 12 | 6707222 | MOUNT | latch | | 1 |
| 13 | 25G-512 | BOLT | for standard door | | 7 |
| 13 | 25G-512 | BOLT | for special applications door | | 14 |
| 14 | 6708500 | CLAMP | for special applications door | | 4 |
| 15 | 27E-10 | WASHER | | | 1 |
| 16 | 6665532 | MOTOR | wiper | | 1 |
| 16 | 6631927 | GEAR | | | 1 |
| 16 | 6670163 | SHAFT | | | 1 |
| 16 | 6670164 | LINK | | | 1 |
| 16 | 6670165 | CLIP | | | 1 |
| 17 | 10C-512 | BOLT | | | 6 |
| 18 | 6707216 | HINGE | | | 2 |
| 19 | 6708096 | BUSHING | | | 1 |
| 20 | 35C-510 | BOLT | | | 4 |
| 21 | 6707179 | SHIELD | | | 1 |
| 22 | 6665707 | SWITCH | | | 1 |
| 23 | 17C-712 | BOLT | | | 1 |
| 24 | 6568047 | NUT | bushing | | 1 |
| 25 | 6512274 | CLIP | | | 1 |
| 26 | 6665531 | LATCH | | | 1 |
| 27 | 6707221 | ROD | latch release | | 1 |
| 28 | 6703751 | RETAINER | | | 1 |
| 29 | 45G-1008 | BOLT | | | 4 |
| 30 | 6664555 | NOZZLE | washer | | 1 |
| 31 | 17C-408 | BOLT | | | 1 |
| 32 | 55D-4 | NUT | | | 1 |
| 33 | 6647635 | KNOB | | | 1 |
| 34 | 6665530 | LATCH | W/ Key & Ref. CAB ENCLOSURE(33) | | 1 |
| 34 | 6709527 | KEY | Was 6632560 [B,D] | | 1 |
| 35 | 6664095 | ARM | wiper | | 1 |
| 36 | 6664096 | BLADE | wiper | | 1 |
| 37 | 46D-5 | NUT | | | 1 |
| 38 | NAP | HOSE | '26"(660,4 mm)long - Order Ref. CAB ENCLOSURE(48) | | 1 |

CAB ENCLOSURE

| Ref.N° | Part N° | Description | Remarks | Serial N° | Qty. |
|--------|---------|--------------|--|-----------|------|
| 39 | 25G-528 | BOLT | | | 1 |
| 40 | 25E-16 | WASHER | | | 3 |
| 41 | NAP | SEAL | 1'37"(3480mm)long - Order Ref. CAB ENCLOSURE(49) | | 1 |
| 42 | 6707224 | COUPLING | | | 2 |
| 43 | 6665605 | CAP | | | 1 |
| 44 | 6664554 | PUMP | wiper washer | | 1 |
| 45 | 6707178 | TANK | | | 1 |
| 46 | 6707223 | COUPLING | | | 2 |
| 47 | 6665568 | SEAL | bulk - Sold Per Foot | | x |
| 47 | 6554149 | CORD | bulk - Sold Per Foot | | x |
| 48 | 6708310 | HOSE | bulk - Sold Per Foot - 5/32' I.D. | | x |
| 49 | 6513152 | SEAL | bulk - Sold Per Foot | | x |
| 50 | 6630797 | GAS SPRING | | | 1 |
| 50 | 6632221 | STUD | ball | | 2 |
| 50 | 2756257 | RETAINER | spring | | 2 |
| 51 | 6703757 | SAFETY TREAD | | | 2 |
| 52 | 6707239 | SHIELD | | | 1 |
| 53 | 6707236 | SHIELD | | | 1 |
| 54 | 83D-6 | NUT | | | 2 |
| 55 | 35C-616 | BOLT | | | 2 |
| 56 | NAP | SEAL | 28"(711 mm)long-Order Ref. CAB ENCLOSURE(49) | | 2 |
| 57 | NAP | SEAL | 5"(127 mm)long -Order Ref. CAB ENCLOSURE(49) | | 1 |
| 58 | 6708975 | KIT | shield - Ref. CAB ENCLOSURE(6), CAB ENCLOSURE(17), CAB ENCLOSURE(51) - CAB ENCLOSURE(57) & CAB ENCLOSURE(59) | | 1 |
| 59 | 6705216 | WINDOW | top | | 1 |
| 60 | 25E-18 | WASHER | | | 4 |
| 61 | 6579325 | WINDOW | rear - .25' thick poly carbonate | | 1 |
| 62 | NAP | EXTRUSION | 100'(2540 mm) long - Order Ref. CAB ENCLOSURE(64) | | 1 |
| 62 | NAP | CORD | 100'(2540 mm) long - Order Ref. CAB ENCLOSURE(64) | | 1 |
| 63 | 6559515 | EXIT TAG | | | 1 |
| 64 | 6658352 | EXTRUSION | bulk - Sold Per Foot | | x |
| 64 | 6554149 | CORD | bulk - Sold Per Foot | | x |
| 65 | 35C-516 | BOLT | | | 1 |
| 66 | 6555331 | WIRE ROPE | | | 1 |
| 67 | 6666766 | GROMMET | | | 1 |
| 68 | 6724556 | INSTRUCTIONS | Was 6724029 [B] | | 1 |

**CAB ENCLOSURE
(Envelope)**



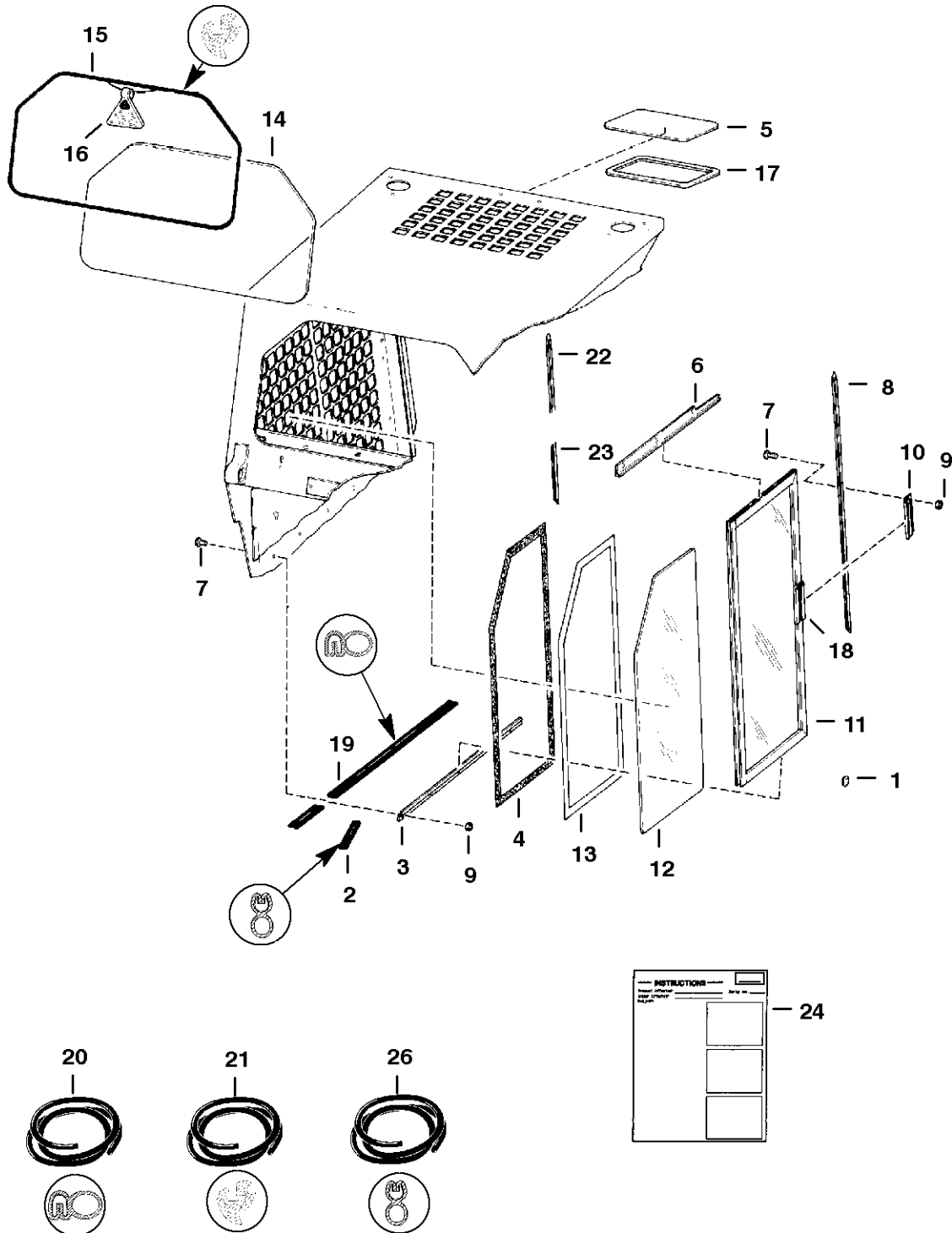
B-1413

CAB ENCLOSURE

| Ref.N° | Part N° | Description | Remarks | Serial N° | Qty. |
|--------|----------|-------------|--|-----------|------|
| 1 | 6565270 | VINYL CAB | fastens inside of cab W/velcro - W/Ref. CAB ENCLOSURE(2) | | 1 |
| 1 | 6660340) | VINYL CAB | fits over cab - W/Ref. CAB ENCLOSURE(2) | | 1 |
| 2 | 6599721 | DOOR | vinyl | | 1 |
| 3 | 6662839 | HINGE KIT | | | 1 |
| 4 | 6722597 | VELCRO | 27 feet (8,2 m) | | 1 |

CAB WINDOWS

NOTE: Order Top Window Kit from Gwinner Sales # 6702953.
Order Rear Window Kit from Gwinner Sales # 6701514.
Order Side Window Kit from Gwinner Sales # 6706993.

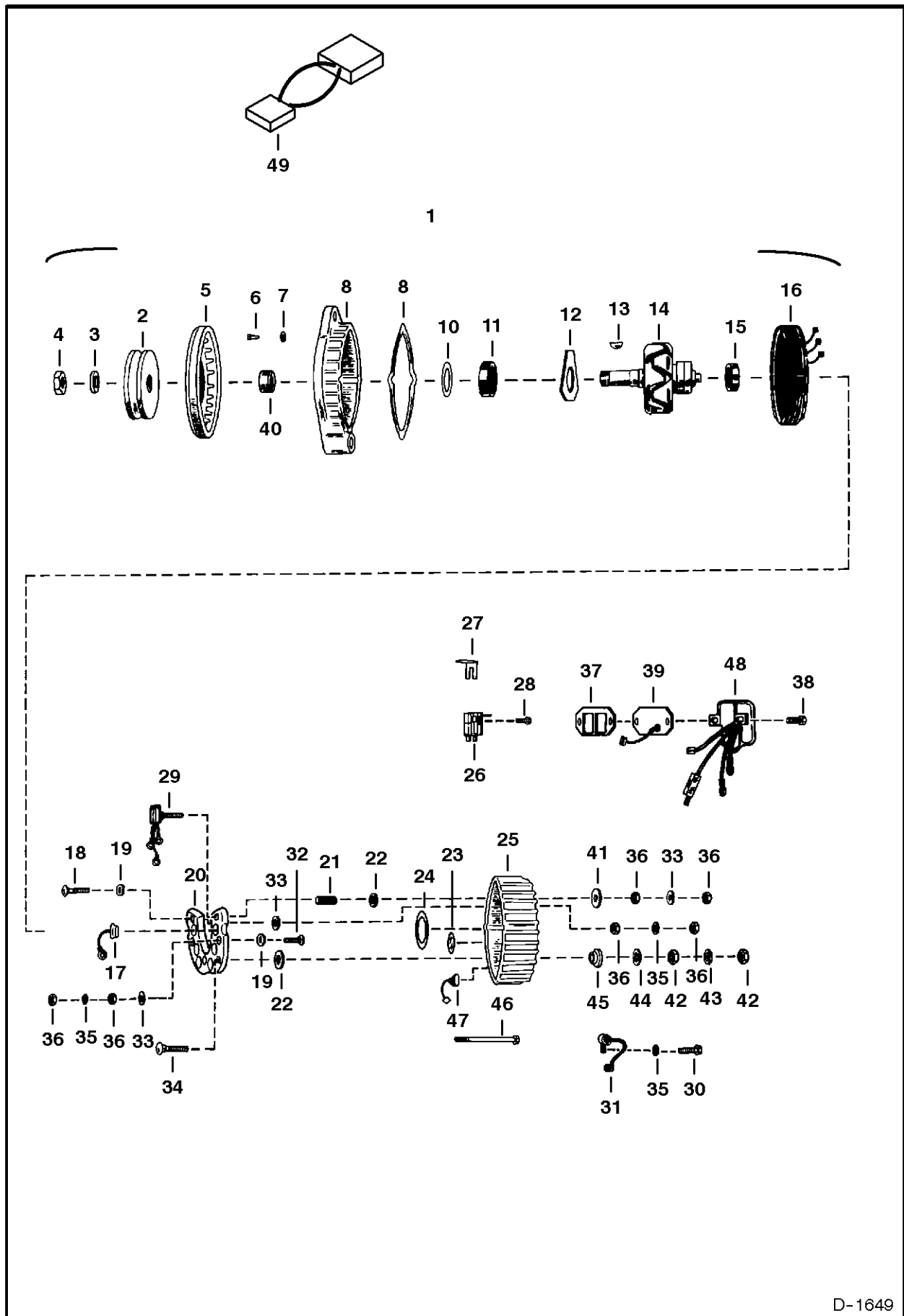


E-2046

CAB WINDOWS

| Ref.N° | Part N° | Description | Remarks | Serial N° | Qty. |
|--------|---------|--------------|--|-----------|------|
| 1 | 6632265 | PLUG | button | | 2 |
| 2 | NAP | SEAL | 8'(203,2 mm) long -Order Ref. CAB WINDOWS(26) | | 2 |
| 3 | 6661689 | TRACK | L.H. | | 1 |
| 3 | 6661690 | TRACK | R.H. | | 1 |
| 4 | 6631549 | LOOP | scotchmate | | 2 |
| 5 | 6705735 | WINDOW | | | 1 |
| 6 | 6703160 | TRACK | L.H. | | 1 |
| 6 | 6703159 | TRACK | R.H. | | 1 |
| 7 | 35C-410 | BOLT | | | 26 |
| 8 | 6630919 | TRACK | R.H. | | 1 |
| 9 | 83D-4 | NUT | | | 26 |
| 10 | 6630924 | BRACKET | | | 2 |
| 11 | 6658143 | WINDOW | L.H. | | 1 |
| 11 | 6658142 | WINDOW | R.H. | | 1 |
| 12 | 6702731 | WINDOW | | | 2 |
| 13 | 6631548 | LOOP | scotchmate | | 2 |
| 14 | 6701651 | WINDOW | rear - .25' thick safety glass | | 1 |
| 15 | NAP | EXTRUSION | 81.5' (2070 mm) long - Order Ref. CAB WINDOWS(21) | | x |
| 15 | NAP | CORD | 81.5' (2070 mm) long - Order Ref. CAB WINDOWS(21) | | x |
| 16 | 6559515 | EXIT TAG | | | 1 |
| 17 | 6664351 | SEAL | Used W/Cab Headliner | | 1 |
| 17 | 6665012 | SEAL | Used W/O Cab Headliner | | 1 |
| 18 | 6659949 | LATCH | | | 1 |
| 19 | NAP | SEAL | 24.5' (622,3 mm) long - Order Ref. CAB WINDOWS(20) | | 2 |
| 20 | 6555351 | SEAL | bulk - Sold Per Foot | | x |
| 21 | 6665568 | SEAL | bulk - Sold Per Foot - Was 6658352 [B] | | x |
| 21 | 6554149 | CORD | bulk - Sold Per Foot | | x |
| 22 | 6706744 | TRACK | L.H. - top half | | 1 |
| 23 | 6706745 | TRACK | L.H. - bottom half | | 1 |
| 24 | 6566957 | INSTRUCTIONS | Side Windows | | 1 |
| 24 | 6720320 | INSTRUCTIONS | Rear Window | | 1 |
| 24 | 6720598 | INSTRUCTIONS | Top Window | | 1 |
| 25 | SALES | KIT | Side Window (same as 450) - SEE NOTE | | 1 |
| 25 | SALES | KIT | Top Window - SEE NOTE | | 1 |
| 25 | SALES | KIT | Rear Window - SEE NOTE | | 1 |
| 26 | 6513152 | SEAL | bulk - Sold Per Foot | | x |

CLOSED ALTERNATOR **(30 Amp. Motorola or Prestolite)**



D-1649

CLOSED ALTERNATOR

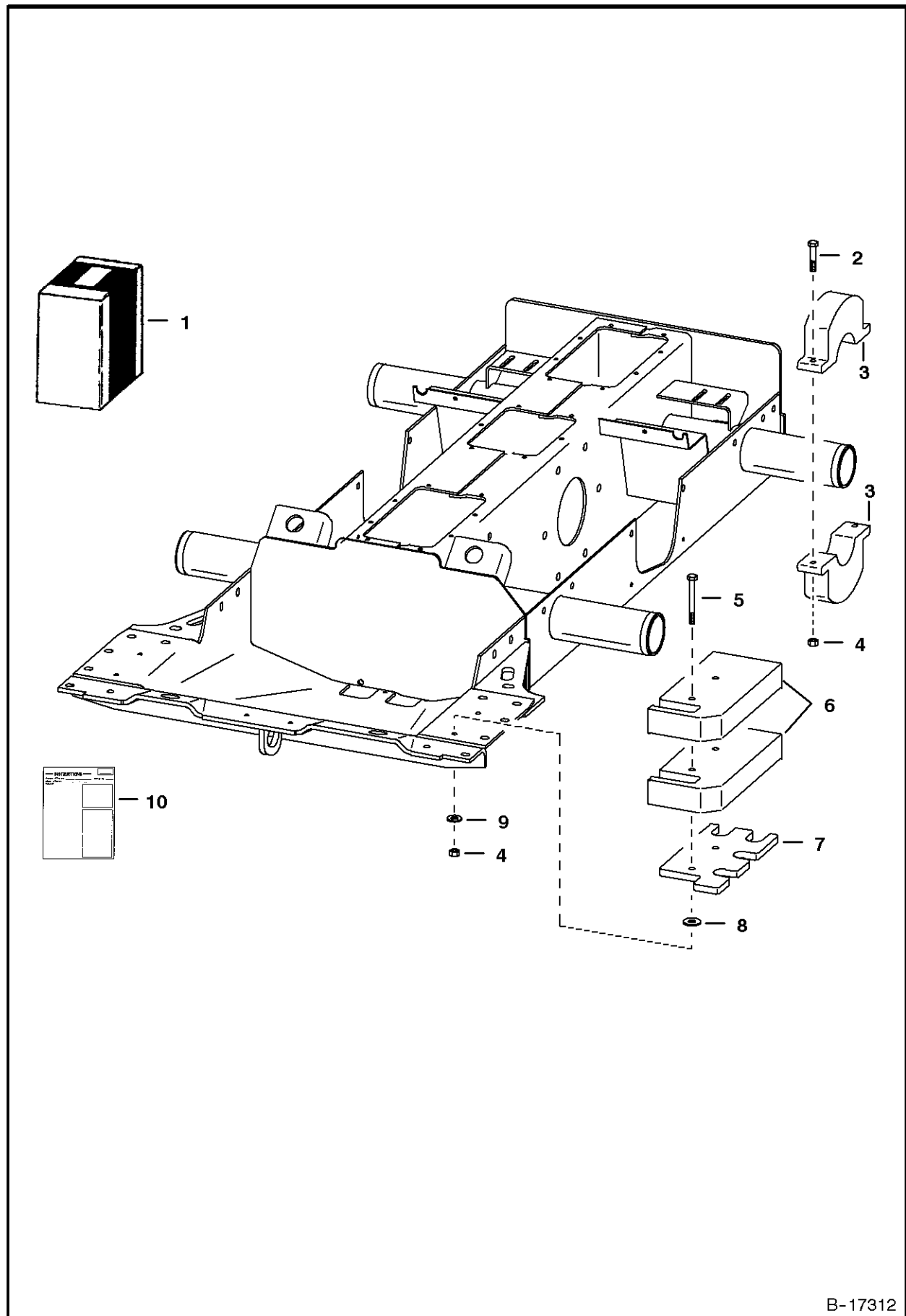
| Ref.N° | Part N° | Description | Remarks | Serial N° | Qty. |
|--------|----------|-------------|--|-----------|------|
| 1 | NAP | ALTERNATOR | Ref. CLOSED ALTERNATOR(3)-CLOSED ALTERNATOR(29) & CLOSED ALTERNATOR(31)-CLOSED ALTERNATOR(30) - Order 6630098 Alternator - See B | | 1 |
| 2 | 6630163 | PULLEY | | | 1 |
| 3 | 6635557 | WASHER | Was 896978 [A] | | 1 |
| 4 | 896979 | NUT | | | 1 |
| 5 | 899157 | FAN | | | 1 |
| 6 | 41G-806 | SCREW | | | 3 |
| 7 | 17E-8 | WASHER | | | 3 |
| 8 | 6630340 | HOUSING | | | 1 |
| 9 | 6630345 | GASKET | | | 1 |
| 10 | 899374 | SEAL | | | 1 |
| 11 | 889163 | BEARING | | | 1 |
| 12 | 6630343 | RETAINER | | | 1 |
| 13 | 6J-405 | KEY | | | 1 |
| 14 | 899163 | ROTOR | | | 1 |
| 15 | 1991038 | BEARING | | | 1 |
| 16 | 6630341 | STATOR | | | 1 |
| 17 | 899375 | DIODE | | | 3 |
| 18 | 7C-322 | BOLT | | | 1 |
| 19 | 897245 | INSULATOR | | | 4 |
| 20 | 899167 | SINK | heat | | 1 |
| 21 | 897239 | SLEEVE | | | 1 |
| 22 | 899376 | WASHER | | | 2 |
| 23 | 899165 | INSULATOR | | | 3 |
| 24 | 896992 | RETAINER | | | 1 |
| 25 | 6630342 | HOUSING | | | 1 |
| 26 | 6630344 | BRUSH ASSY. | | | 1 |
| 27 | 899169 | INSULATOR | | | 1 |
| 28 | 84G-1608 | SCREW | | | 2 |
| 29 | 6630350 | DIODE | field | | 1 |
| 30 | 84G-1906 | SCREW | | | 1 |
| 31 | 6630348 | CAPACITOR | | | 1 |
| 32 | 7C-312 | BOLT | | | 3 |
| 33 | 896996 | WASHER | | | 5 |
| 34 | 899377 | BOLT | | | 1 |
| 35 | 17E-10 | WASHER | | | 5 |
| 36 | 12D-10 | NUT | | | 10 |
| 37 | 899170 | GASKET | | | 1 |
| 38 | 84G-1910 | SCREW | | | 2 |
| 39 | 6630346 | COVER | | | 1 |
| 40 | 6649459 | SPACER | | | 1 |
| 41 | 896990 | WASHER | | | 1 |
| 42 | 62D-4 | NUT | | | 2 |
| 43 | 4E-4 | WASHER | | | 1 |
| 44 | 897732 | WASHER | | | 1 |
| 45 | 897719 | INSULATOR | | | 1 |
| 46 | 896984 | BOLT | thru | | 4 |
| 47 | 899378 | DIODE | | | 3 |
| 48 | 6630349 | REGULATOR | voltage | | 1 |

CLOSED ALTERNATOR

Page : 2

| Ref.N° | Part N° | Description | Remarks | Serial N° | Qty. |
|--------|---------|-------------|-----------------|-----------|------|
| 49 | 6713803 | HARNESS | Was 6704887 [A] | | 1 |

COUNTERWEIGHT KIT (1800 lb.)

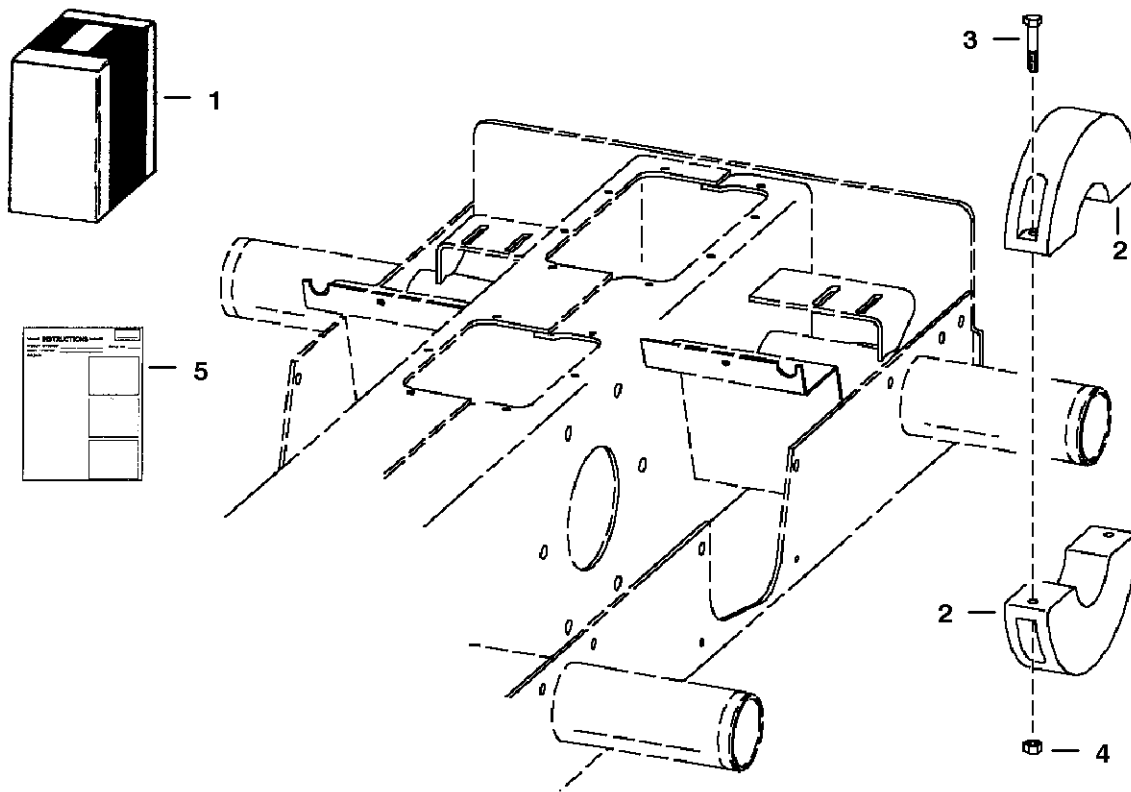


COUNTERWEIGHT KIT

| Ref.N° | Part N° | Description | Remarks | Serial N° | Qty. |
|--------|----------|--------------|---|-----------|------|
| 1 | NAP | KIT | counterweight - Was SALES [D] | | 1 |
| 2 | 17C-640 | BOLT | | | x |
| 3 | NAP | WEIGHT | front axle - 19.1 lbs (8,7 kg)- 2.25'(57,2 mm) wide - Was 6702453 [A] | | 8 |
| 3 | 6714361 | WEIGHT | 38.7 lbs (17,6 kg) - 4.5'(114,3 mm) wide | | 4 |
| 4 | 61D-6 | NUT | | | x |
| 5 | 17C-6104 | BOLT | | | 2 |
| 6 | 6702454 | WEIGHT | rear - 55.1 lbs. (25,0 kg) | | 2 |
| 7 | 6702455 | WEIGHT | rear - 11.2 lbs (5,1 kg) | | 1 |
| 8 | 6701097 | WASHER | | | 1 |
| 9 | 27E-6 | WASHER | | | 2 |
| 10 | 6720470 | INSTRUCTIONS | | | 1 |

COUNTERWEIGHT KIT (Front Axle)

NOTE: Order Counterweight Kit from Gwinner Sales # 6704284.

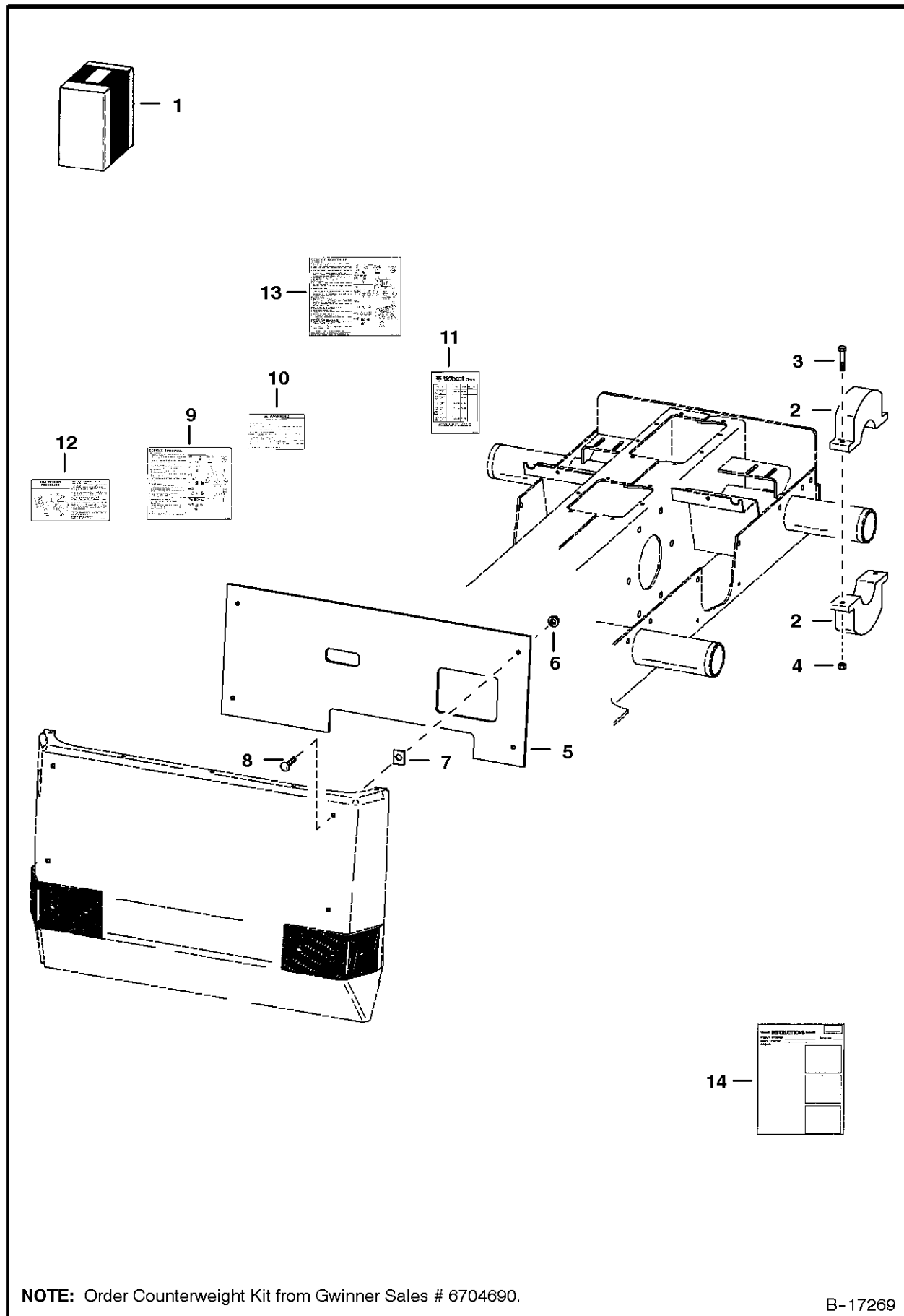


TS-1020

COUNTERWEIGHT KIT

| Ref.N° | Part N° | Description | Remarks | Serial N° | Qty. |
|--------|---------|--------------|---|-----------|------|
| 1 | SALES | KIT | counterweight - SEE NOTE | | 1 |
| 2 | NAP | WEIGHT | 19.1 lbs (8,7 kg) - 2.25'(57,2 mm) wide - Was 6702453 [A] | | 8 |
| 2 | 6714361 | WEIGHT | 38.7 lbs (17,6 mm)- 4.5'(114,3 mm) wide | | 4 |
| 3 | 17C-640 | BOLT | | | 8 |
| 4 | 61D-6 | NUT | | | 8 |
| 5 | 6900366 | INSTRUCTIONS | | | 1 |

COUNTERWEIGHT KIT (1800 lb. - Two Piece Rear Door)

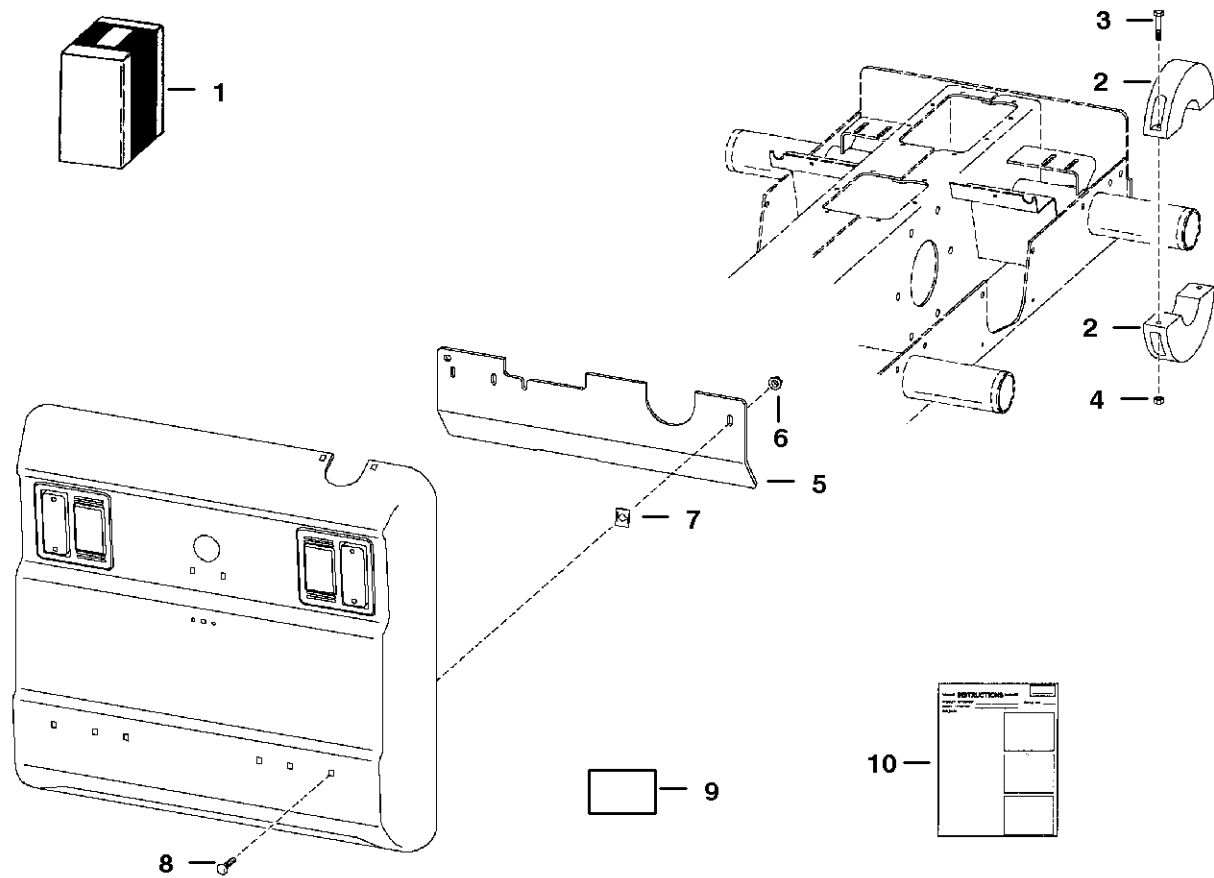


COUNTERWEIGHT KIT

| Ref.N° | Part N° | Description | Remarks | Serial N° | Qty. |
|--------|---------|--------------|--|-----------|------|
| 1 | NAP | KIT | counterweight - Order Ref. COUNTERWEIGHT KIT(2) - COUNTERWEIGHT KIT(14) - Was SALES [D] | | 1 |
| 2 | NAP | WEIGHT | front axle - 19.1 lbs (8,7 kg)- 2.25'(57,2 mm) wide - Was 6702453 [A] | | 8 |
| 2 | 6714361 | WEIGHT | 38.7 lbs (17,6 kg) - 4.5'(114,3 mm) wide | | 4 |
| 3 | 17C-640 | BOLT | | | x |
| 4 | 61D-6 | NUT | | | x |
| 5 | 6712177 | WEIGHT | Was 6704638 [A] | | 3 |
| 6 | 57D-6 | NUT | | | 4 |
| 7 | 1612281 | NUT | spring | | 4 |
| 8 | 37C-628 | BOLT | | | 4 |
| 9 | 6708212 | DECAL | service - Was 6578218 [A] | | 1 |
| 10 | 6579511 | DECAL | warning | | 1 |
| 11 | 6709781 | DECAL | filters - Was 6700237 [A] | | 1 |
| 12 | 6705220 | DECAL | belt tension - for fixed idler - Not in Kit | | 1 |
| 12 | 6709030 | DECAL | belt tension - for spring loaded idler - Was 6711905 [B,D] | | 1 |
| 13 | 6703480 | DECAL | service | | 1 |
| 14 | 6900366 | INSTRUCTIONS | Was 6722194 [A] | | 1 |

COUNTERWEIGHT KIT (1800 lb. - One Piece Rear Door)

NOTE: Order Counterweight Kit from Gwinner Sales # 6714932.

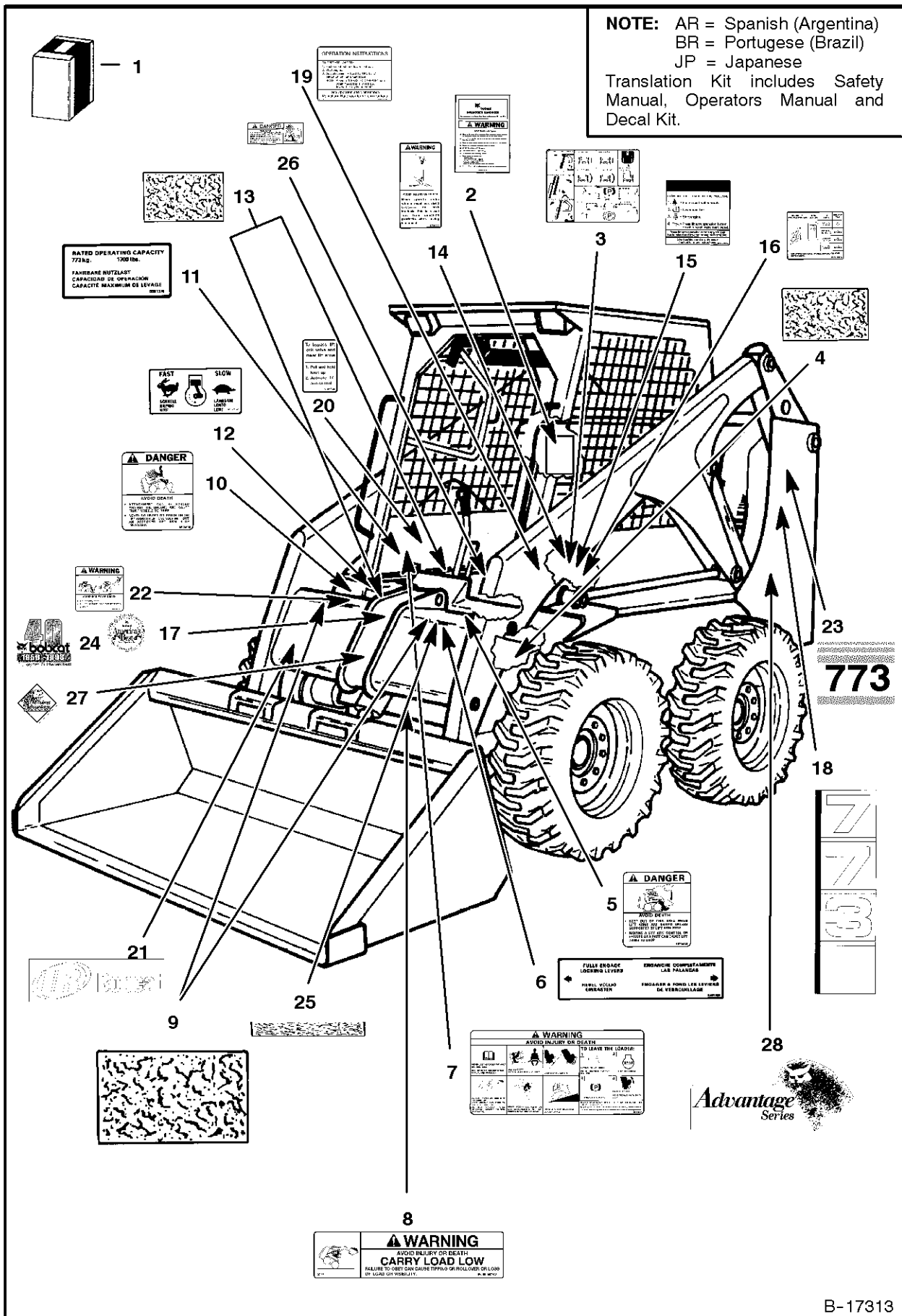


B-17013

COUNTERWEIGHT KIT

| Ref.N° | Part N° | Description | Remarks | Serial N° | Qty. |
|--------|---------|--------------|---|-----------|------|
| 1 | SALES | KIT | counterweight | | 1 |
| 2 | 6714361 | WEIGHT | front axle - 38.7 lbs (17,6 kg) - 4.5'(114,3 mm) wide | | 4 |
| 3 | 17C-640 | BOLT | | | 4 |
| 4 | 61D-6 | NUT | | | 4 |
| 5 | 6725256 | WEIGHT | Was 6714053 [A] | | 3 |
| 6 | 57D-6 | NUT | | | 3 |
| 7 | 1612281 | NUT | spring | | 3 |
| 8 | 37C-632 | BOLT | Was 37C-628 [B] | | 3 |
| 9 | 6703586 | DECAL | 1400 lb. - Not in Kit | | 1 |
| 9 | 6707481 | DECAL | 1600 lb. - Not in Kit | | 1 |
| 9 | 6705102 | DECAL | 1800 lb. - Not in Kit | | 1 |
| 10 | 6900410 | INSTRUCTIONS | | | 1 |

DECALS

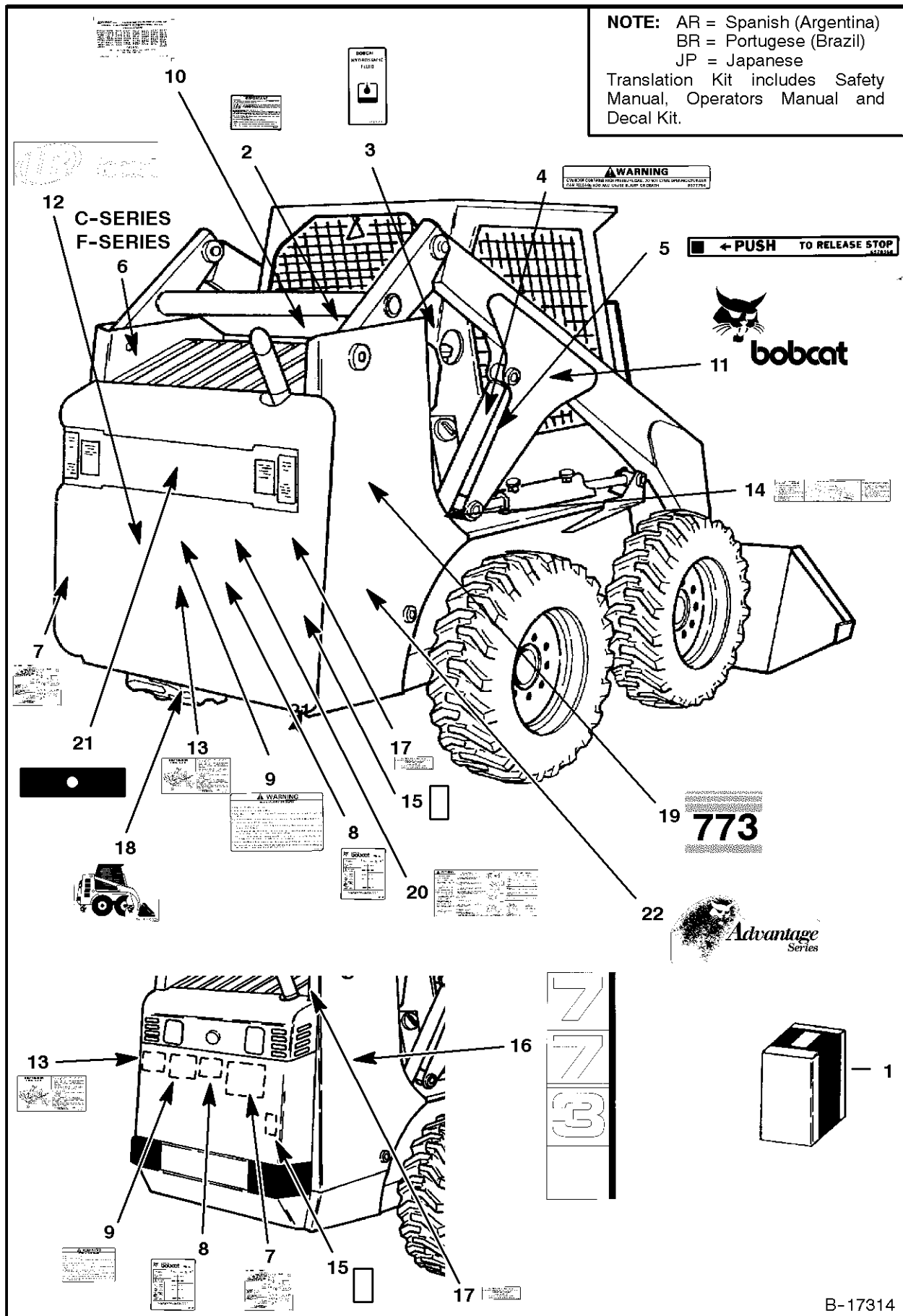


DealerNation Quality Equipment Manuals - dealernation@aol.com

DECALS

| Ref.N° | Part N° | Description | Remarks | Serial N° | Qty. |
|--------|-----------|--------------|--|-----------|------|
| 1 | 6900504 | KIT | decal | | 1 |
| 1 | 6716218AR | KIT | decal - SEE NOTE | | 1 |
| 1 | 6716218BR | KIT | decal - SEE NOTE | | 1 |
| 1 | 6716218JP | KIT | decal - SEE NOTE | | 1 |
| 1 | 6716219AR | KIT | translation - SEE NOTE | | 1 |
| 1 | 6716219BR | KIT | translation - SEE NOTE | | 1 |
| 2 | 6708154 | KIT | handbook - W/Wire Rope - Was 6708021 [A] | | 1 |
| 2 | 6558309 | WIRE ROPE | '33' (838,2 mm) long - bulk - Sold 'Per Foot-Also Order (2) of 6558310 | | x |
| 2 | 6558310 | SLEEVE | wire rope | | 2 |
| 2 | 17C-512 | BOLT | | | 1 |
| 2 | 61D-5 | NUT | | | 1 |
| 3 | 6703723 | DECAL | operating | | 1 |
| 4 | 6554100 | SAFETY TREAD | 6' x 6' (152,4 mm x 152,4 mm) | | 4 |
| 5 | 6579639 | DECAL | danger | | 1 |
| 6 | 6561383 | DECAL | Bob-tach | | 1 |
| 7 | 6579510 | DECAL | warning | | 1 |
| 8 | 6579528 | DECAL | carry load low | | 1 |
| 9 | 6577947 | SAFETY TREAD | 7.5' x 15' (190,5 mm x 381,0 mm) | | 2 |
| 10 | 6579509 | DECAL | danger | | 1 |
| 11 | 6561376 | DECAL | capacity | | 1 |
| 12 | 6557565 | DECAL | throttle | | 1 |
| 13 | 6707523 | SAFETY TREAD | L.H. - 6.8' x 8.75' - (172,7 mm x 222,3 mm) | | 1 |
| 13 | 6707524 | SAFETY TREAD | R.H. - 6.8' x 8.75' - (172,7 mm x 222,3 mm) | | 1 |
| 14 | 6705720 | DECAL | lock shield | | 1 |
| 15 | 6707134 | DECAL | instruction for LCS | | 1 |
| 16 | 6708105 | DECAL | pre-heat | | 1 |
| 17 | 6705088 | DECAL | America's Best | | 1 |
| 18 | 6708200 | DECAL | model no. L.H. | | 1 |
| 19 | NAP | DECAL | seat & seat bar operating - Order 6718703inD1 Decal - Was 6707255 [A] | | 1 |
| 19 | 6718703 | DECAL | seat & seat bar operating - W/O seat sensor - Was 6717640 [A] | | 1 |
| 19 | 6717639 | DECAL | seat bar operating - W/O seat sensor - AHC | | 1 |
| 19 | 6717043 | DECAL | seat & seat bar operating - AHC | | 1 |
| 20 | 6706809 | DECAL | lift lock | | 1 |
| 20 | 6711840 | DECAL | | | 1 |
| 21 | 6727310 | DECAL | 'I.R.-black letters-Was 6711329 [A] | | 1 |
| 22 | 6710358 | DECAL | warning | | 1 |
| 23 | 6714535 | DECAL | model no. | | 2 |
| 24 | 6715912 | DECAL | 40th anniversary | | 1 |
| 25 | 6710746 | SAFETY TREAD | 1.25' x 15'(31,8 mm x 381 mm) | | 2 |
| 26 | 6717343 | DECAL | danger | | 2 |
| 27 | 6718271 | DECAL | 'advantage series -L.H.- Not in Kit | | 1 |
| 28 | 6718275 | DECAL | Bobcat advantage | | 1 |

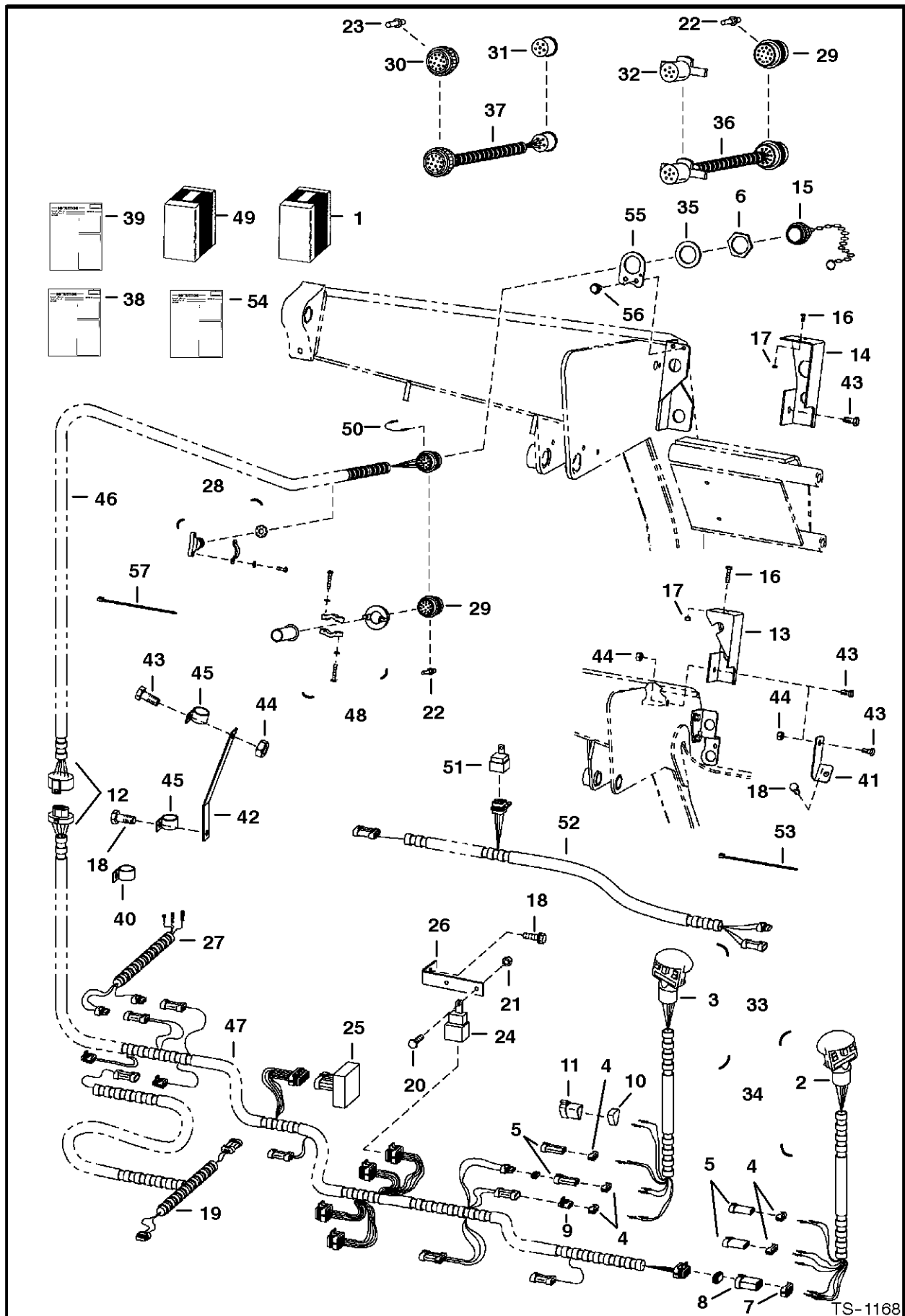
DECALS



DECALS

| Ref.N° | Part N° | Description | Remarks | Serial N° | Qty. |
|--------|-----------|-------------|---|-----------|------|
| 1 | 6716218BR | KIT | decal - SEE NOTE | | 1 |
| 1 | 6716218JP | KIT | decal - SEE NOTE | | 1 |
| 1 | 6716219AR | KIT | translation - SEE NOTE | | 1 |
| 1 | 6716219BR | KIT | translation - SEE NOTE | | 1 |
| 1 | 6900504 | KIT | decal | | 1 |
| 1 | 6716218AR | KIT | decal - SEE NOTE | | 1 |
| 2 | 6560573 | DECAL | spark arrestor | | 1 |
| 3 | 6565990 | DECAL | hydraulic fluid | | 1 |
| 4 | 6577754 | DECAL | warning | | 2 |
| 5 | 6578368 | DECAL | push | | 1 |
| 6 | 6708207 | DECAL | 'C' Series | | 1 |
| 6 | 6714858 | DECAL | F' Series | | 1 |
| 7 | 6708212 | DECAL | service | | 1 |
| 8 | 6709781 | DECAL | filters - Was 6708209 [A] | | 1 |
| 9 | 6579511 | DECAL | warning | | 1 |
| 10 | 6557224 | DECAL | patent | | 1 |
| 11 | 6703645 | DECAL | R.H. - Bobcat head - block lift arms - Not in Kit | | 1 |
| 11 | 6703646 | DECAL | L.H. - Bobcat head - block lift arms - Not in Kit | | 1 |
| 11 | 6557412 | DECAL | R.H. - Bobcat head - white lift arms - Not in Kit | | 1 |
| 11 | 6557413 | DECAL | L.H. - Bobcat head - white lift arms - Not in Kit | | 1 |
| 12 | 6727307 | DECAL | Bobcat Logo - two piece rear door - Was 6711327 [A] | | 1 |
| 12 | 6727311 | DECAL | Bobcat Logo - one piece rear door - Was 6714139 [A] | | 1 |
| 13 | 6705220 | DECAL | belt tension - fixed idler | | 1 |
| 13 | 6709030 | DECAL | belt tension - spring loaded idler | | 1 |
| 14 | 6706557 | DECAL | boom stop | | 1 |
| 15 | 6715991 | DECAL | fuse - Was 6707786 [A] | | 1 |
| 16 | 6708201 | DECAL | model no. R.H. | | 1 |
| 17 | 6708929 | DECAL | propylene glycol antifreeze | | 1 |
| 18 | 6707867 | DECAL | tow hook | | 1 |
| 19 | 6714535 | DECAL | Model | | 2 |
| 20 | 6718398 | DECAL | service/warning/service parts - Was 6715563 [A] | | 1 |
| 21 | 6714242 | DECAL | rear door | | 1 |
| 22 | 6718272 | DECAL | advantage series - R.H. - Not in Kit | | 1 |

ELECTRICAL CONTROLS KIT (Attachments)



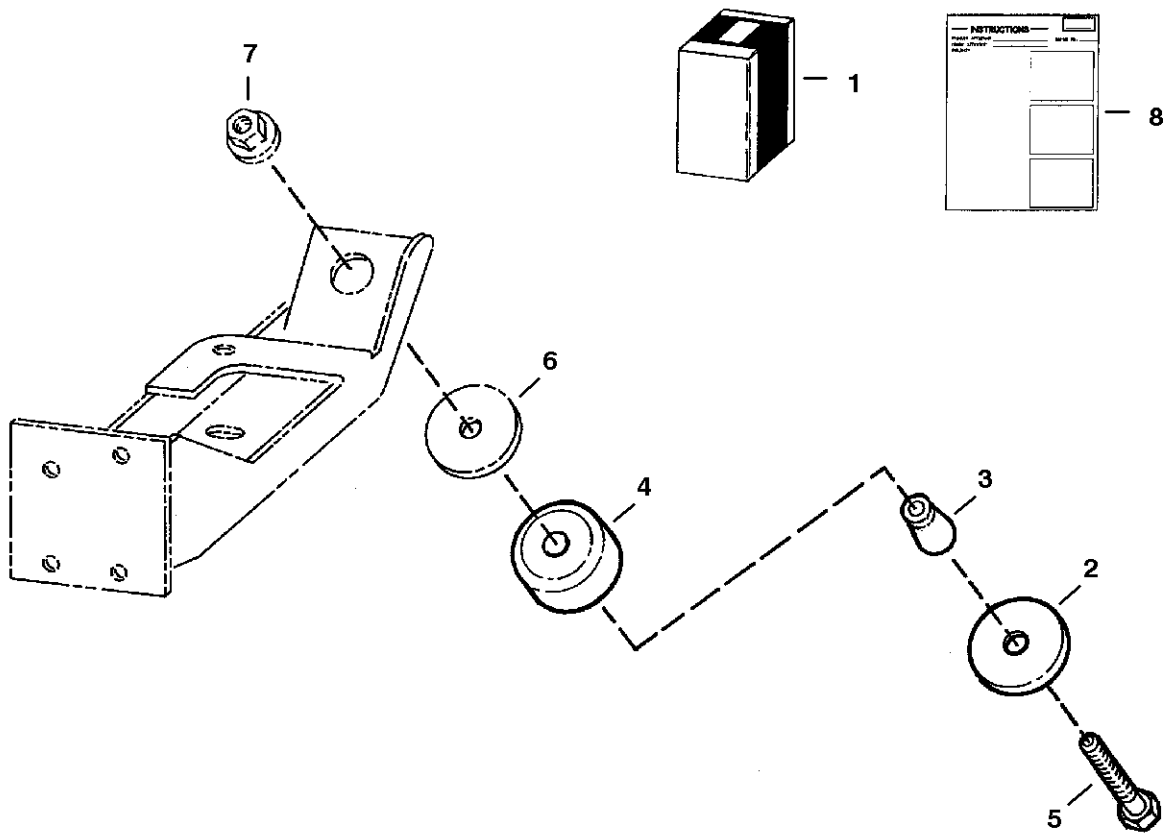
ELECTRICAL CONTROLS KIT

| Ref.N° | Part N° | Description | Remarks | Serial N° | Qty. |
|--------|----------|--------------|--|-----------|------|
| 1 | 6709228 | KIT | controls - W/handles - Ref. ELECTRICAL CONTROLS KIT(2)-ELECTRICAL CONTROLS KIT(29) - Was SALES [D] | | 1 |
| 1 | NAP | KIT | controls - For AHC loaders - 'Ref. ELECTRICAL CONTROLS KIT(14)-ELECTRICAL CONTROLS KIT(18), ELECTRICAL CONTROLS KIT(20), ELECTR | | x |
| 1 | NAP | KIT | controls'-W/O handles-SEE NOTE Ref. ELECTRICAL CONTROLS KIT(12) - ELECTRICAL CONTROLS KIT(29) - Was SALES [D] | | 1 |
| 2 | 6706340 | HANDLE ASSY. | R.H. - Also Order Ref. ELECTRICAL CONTROLS KIT(4), ELECTRICAL CONTROLS KIT(5), ELECTRICAL CONTROLS KIT(7) & ELECTRICAL CONTROLS | | 1 |
| 2 | 6640690 | PIN | | | 9 |
| 2 | 6641176 | SEAL | | | 9 |
| 3 | 6707976 | HANDLE ASSY | L.H. - Also Order Ref. ELECTRICAL CONTROLS KIT(4), ELECTRICAL CONTROLS KIT(5) & ELECTRICAL CONTROLS KIT(9) - ELECTRICAL CONTROLS | | 1 |
| 3 | 6640690 | PIN | | | 5 |
| 3 | 6640691 | PIN | | | 2 |
| 3 | 6641176 | SEAL | | | 7 |
| 3 | 6662257 | PIN | | | 3 |
| 3 | 6677370 | DECAL | | | 1 |
| 4 | 6641180 | LOCK | 2 - pin | | 2 |
| 4 | 6640700 | LOCK | 3 - pin | | 2 |
| 5 | 6641179 | CONNECTOR | 2 - pin | | 2 |
| 5 | 6640699 | CONNECTOR | 3 - pin | | 2 |
| 6 | 6664036 | NUT | | | 1 |
| 7 | 6641181 | LOCK | 6 - pin | | 1 |
| 8 | 6641173 | CONNECTOR | 6 - pin | | 1 |
| 9 | 6641178 | CONNECTOR | 2 - pin | | 1 |
| 10 | 6664800 | LOCK | 3 - pin triangle -Was 6664186 [B] | | 1 |
| 11 | 6664599 | CONNECTOR | 3 - pin triangle -Was 6664184 [B] | | 1 |
| 12 | NAP | HARNESS | One piece - Order Ref. ELECTRICAL CONTROLS KIT(46), ELECTRICAL CONTROLS KIT(47), 6711621inD1} Mount & (4) of 6670312inD1}~ Solen | | 1 |
| 13 | 6706753 | MOUNT | Used W/Ref. ELECTRICAL CONTROLS KIT(12) | | 1 |
| 14 | 6711621 | MOUNT | Used W/Ref. ELECTRICAL CONTROLS KIT(46) | | 1 |
| 15 | 6664035 | CAP | | | 1 |
| 16 | 45G-508 | BOLT | | | 1 |
| 17 | 50D-5 | NUT | | | 1 |
| 18 | 84G-3712 | BOLT | Was 84G-3716 [B] | | 1 |
| 19 | 6706552 | HARNESS | for grader - Not in Kit | | 1 |
| 20 | 45G-1212 | BOLT | | | 2 |
| 21 | 50D-12 | NUT | | | 2 |
| 22 | 6664040 | PIN | male | | x |
| 23 | 6664041 | SOCKET | female | | x |
| 24 | 6651975 | SOLENOID | relay - Used W/Ref. ELECTRICAL CONTROLS KIT(12) | | 4 |
| 24 | 6670312 | SOLENOID | relay - Used W/Ref. ELECTRICAL CONTROLS KIT(47) | | 1 |
| 25 | 6664388 | DIODE | memory | | 1 |
| 26 | 6702650 | BRACKET | | | 1 |
| 27 | 6706446 | HARNESS | Not in Kit | | 1 |
| 28 | 6649028 | CLAMP | | | 1 |

ELECTRICAL CONTROLS KIT

| Ref.N° | Part N° | Description | Remarks | Serial N° | Qty. |
|--------|----------|--------------|--|-----------|------|
| 29 | 6667569 | CONNECTOR | Order (14) of Ref. ELECTRICAL CONTROLS KIT(22) - W/Ref. ELECTRICAL CONTROLS KIT(48) | | 1 |
| 30 | 6665001 | CONNECTOR | Also Order (6) of Ref. ELECTRICAL CONTROLS KIT(23) - Not in Kits - W/Ref. ELECTRICAL CONTROLS KIT(48) | | 1 |
| 31 | 6664181 | CONNECTOR | trailer style - Not in Kits | | 1 |
| 32 | 6664182 | CONNECTOR | trailer style - Not in Kits | | 1 |
| 33 | 6706568 | KIT | handle - Ref. ELECTRICAL CONTROLS KIT(3) - ELECTRICAL CONTROLS KIT(5), ELECTRICAL CONTROLS KIT(9) - ELECTRICAL CONTROLS KIT(11) | | 1 |
| 34 | 6706567 | KIT | handle - W/Ref. ELECTRICAL CONTROLS KIT(2), ELECTRICAL CONTROLS KIT(4), ELECTRICAL CONTROLS KIT(5), ELECTRICAL CONTROLS KIT(7) | | 1 |
| 35 | 6664037 | WASHER | | | 1 |
| 36 | 6706392 | HARNESS | connects old loader harness to new attachment harness - W/Ref. ELECTRICAL CONTROLS KIT(29) & ELECTRICAL CONTROLS KIT(32) - Not in Kits | | 1 |
| 37 | 6706391 | HARNESS | connects new loader harness to old attachment harness - W/Ref. ELECTRICAL CONTROLS KIT(30) & ELECTRICAL CONTROLS KIT(31) - Not in Kits | | 1 |
| 38 | 6722759 | INSTRUCTIONS | for Ref. ELECTRICAL CONTROLS KIT(3) - ELECTRICAL CONTROLS KIT(5) & ELECTRICAL CONTROLS KIT(9) - ELECTRICAL CONTROLS KIT(11) | | 1 |
| 39 | 6722758 | INSTRUCTIONS | for control elec. kit | | 1 |
| 40 | 30H-49 | CLAMP | | | 1 |
| 41 | 6709176 | BRACKET | | | 1 |
| 42 | 6709177 | BRACKET | | | 1 |
| 43 | 17C-612 | BOLT | | | 2 |
| 44 | 85D-6 | NUT | | | 2 |
| 45 | 30H-46 | CLAMP | | | 2 |
| 46 | 6710299 | HARNESS | | | 1 |
| 47 | 6710300 | HARNESS | | | 1 |
| 48 | 6669286 | CLAMP | W/saddles | | 1 |
| 49 | 6716799 | KIT | dual functions - Ref. ELECTRICAL CONTROLS KIT(50) - ELECTRICAL CONTROLS KIT(54) | | 1 |
| 50 | 6716844 | HARNESS | jumper | | 1 |
| 51 | 6670312 | SOLENOID | relay | | 1 |
| 52 | 6716798 | HARNESS | KP diverter | | 1 |
| 53 | 6624289 | STA-STRAP | | | 6 |
| 54 | 6900601 | INSTRUCTIONS | | | 1 |
| 55 | 6714999 | MOUNT | | | 1 |
| 56 | 84G-3112 | BOLT | | | 2 |
| 57 | 6610510 | NYLON TIE | | | 6 |

**ENGINE MOUNT KIT
(For Rough Application)**

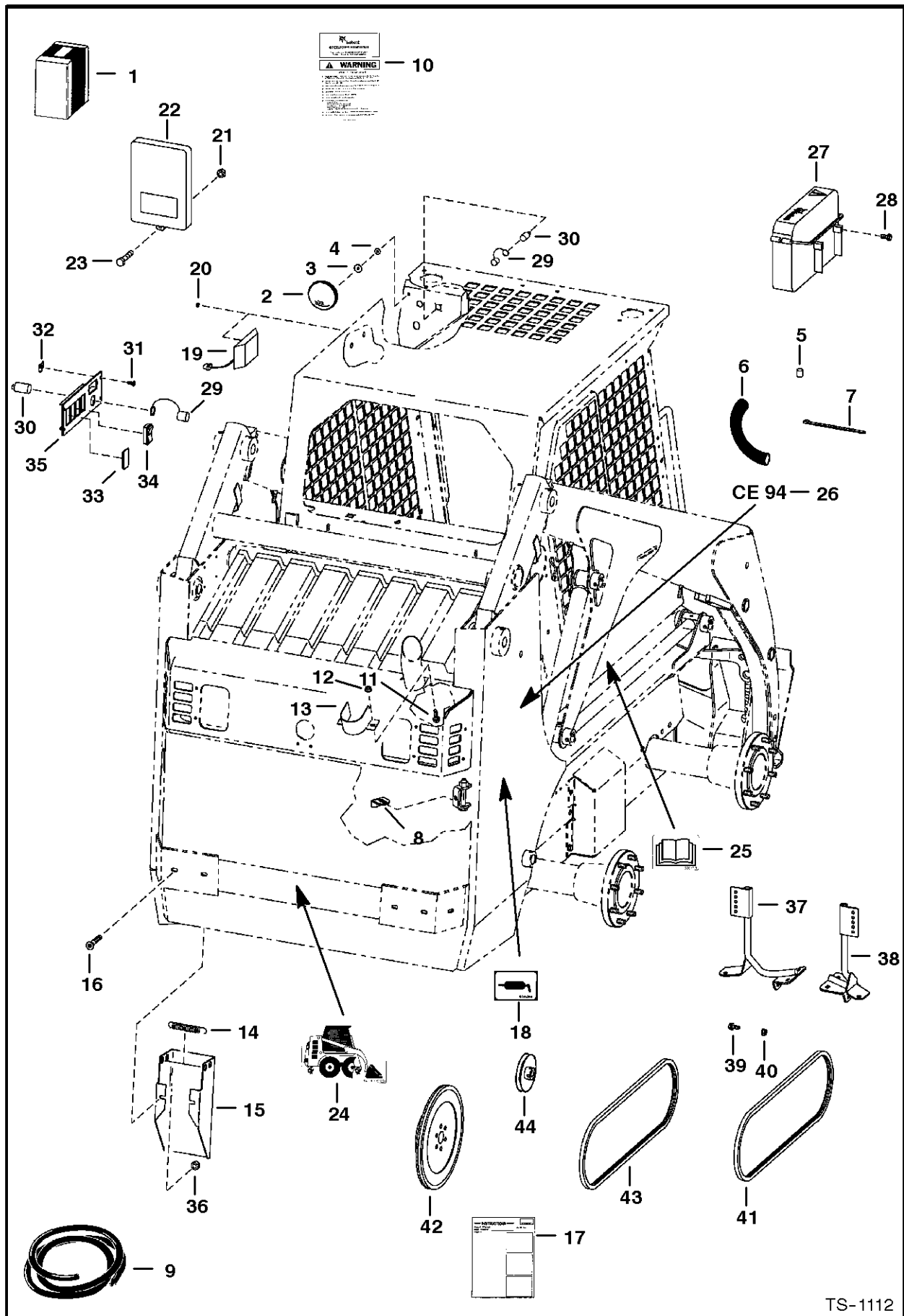


B-14623

ENGINE MOUNT KIT

| Ref.N° | Part N° | Description | Remarks | Serial N° | Qty. |
|--------|---------|--------------|--|-----------|------|
| 1 | 6711632 | MOUNTING KIT | Ref. ENGINE MOUNT KIT(2) - ENGINE MOUNT KIT(8) | | 1 |
| 2 | 6661787 | WASHER | | | 4 |
| 3 | 6715287 | SPACER | Was 6712650 [A] | | 4 |
| 4 | 6668104 | MOUNT | | | 4 |
| 5 | 43C-852 | BOLT | Was 17C-844 [B] | | 4 |
| 6 | 6705106 | WASHER | | | 4 |
| 7 | 6652918 | NUT | Was 83D-8 [B] | | 4 |
| 8 | 6724482 | INSTRUCTION | | | 1 |

EUROPEAN ACCESSORIES



TS-1112

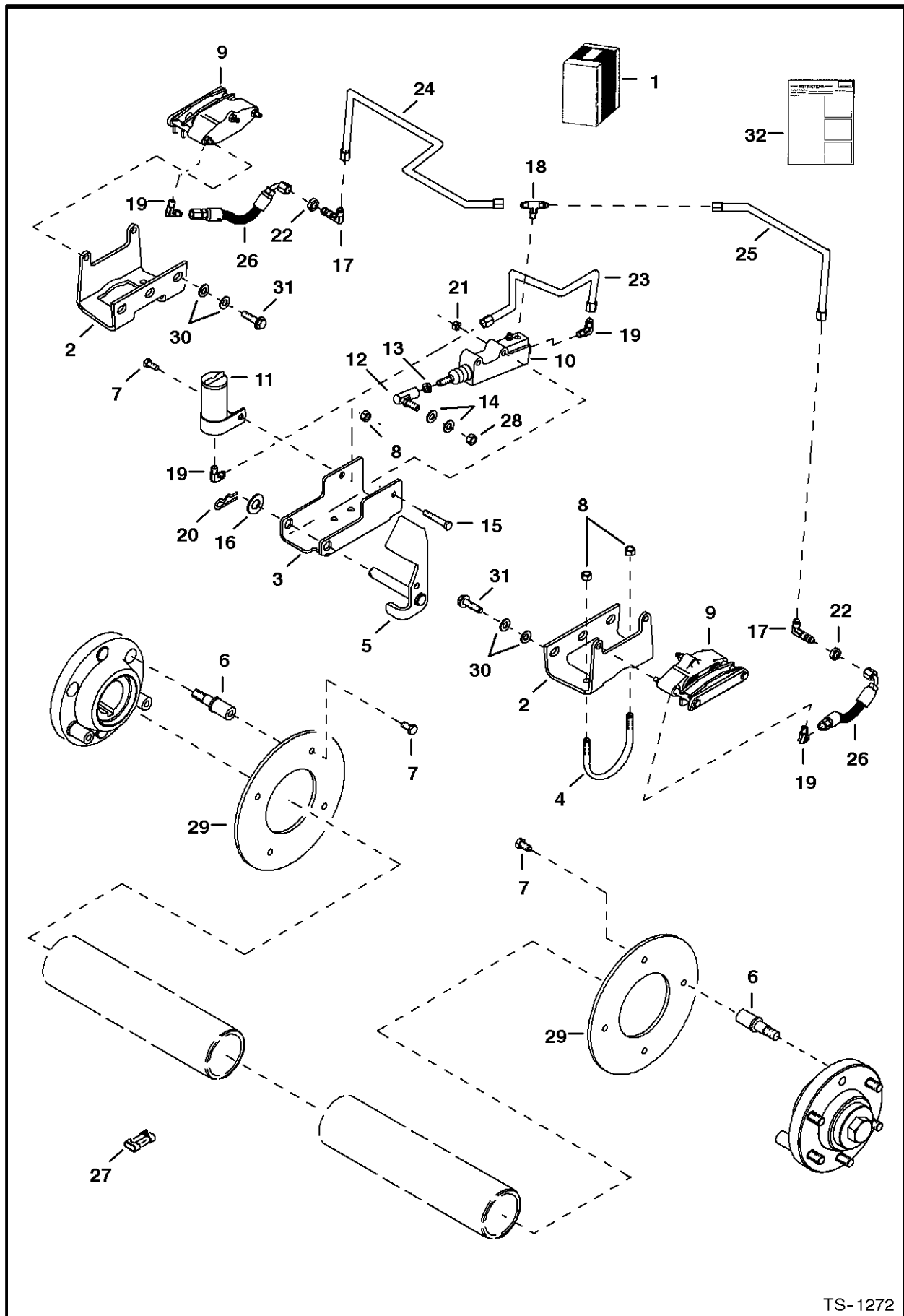
EUROPEAN ACCESSORIES

| Ref.N° | Part N° | Description | Remarks | Serial N° | Qty. |
|--------|---------|--------------|--|-----------|------|
| 1 | NAP | KIT | European Accessories - Ref. EUROPEAN ACCESSORIES(3) - EUROPEAN ACCESSORIES(10) - Was SALES [D] | | 1 |
| 2 | 6653388 | MIRROR | convex | | 1 |
| 3 | 6518952 | WASHER | .26' I.D. - 1' O.D. | | 1 |
| 4 | 25E-13 | WASHER | .25' I.D. - .75' O.D. | | 1 |
| 5 | NAP | COVER | grease - Order Ref. EUROPEAN ACCESSORIES(18) | | 14 |
| 6 | NAP | COVER | tilt cyl. hoses - 18'(457,2 mm) long - Order Ref. EUROPEAN ACCESSORIES(9) | | 2 |
| 7 | 6610510 | NYLON TIE | tilt cyl. hoses | | 4 |
| 8 | 6701883 | STOP | two piece rear door | | 1 |
| 9 | 6656155 | COVER | bulk - 1.25'(31,8 mm) I.D. - Sold Per Foot | | x |
| 10 | 6704832 | HANDBOOK | handbook | | 1 |
| 11 | 35C-412 | BOLT | Use W/Ref. EUROPEAN ACCESSORIES(13) (670909 2inD1). Shield) | | 2 |
| 11 | 37C-512 | BOLT | Use W/Ref. EUROPEAN ACCESSORIES(13) (671462 4inD1)' Shield) | | 2 |
| 12 | 57D-4 | NUT | Use W/Ref. EUROPEAN ACCESSORIES(13) (670909 2inD1). Shield) | | 2 |
| 12 | 61D-5 | NUT | Use W/Ref. EUROPEAN ACCESSORIES(13) (671462 4inD1)' Shield) | | 2 |
| 13 | 6709092 | SHIELD | exhaust - Steel Hood - Was 6704653 [A] | | 1 |
| 13 | 6714624 | SHIELD | exhaust - one piece rear door | | 1 |
| 14 | 6709092 | SHIELD | Was 6700743 [A] | | 1 |
| 15 | 6709379 | TOOL HOLDER | two piece rear door - Was 6705100 [A] | | 1 |
| 15 | 6715318 | TOOL HOLDER | one piece rear door | | 1 |
| 16 | 9G-636 | BOLT | | | 2 |
| 16 | 37C-612 | BOLT | | | 2 |
| 17 | 6722300 | INSTRUCTIONS | For Ref. EUROPEAN ACCESSORIES(14) - EUROPEAN ACCESSORIES(16) | | 1 |
| 18 | 6705340 | DECAL | lube | | 1 |
| 19 | 6664368 | DOME LIGHT | dome | | 1 |
| 19 | 6665367 | BULB | | | 1 |
| 19 | 6665353 | SWITCH | | | 1 |
| 20 | 6664221 | RETAINER | snap in | | 2 |
| 21 | 83D-4 | NUT | | | 4 |
| 22 | NAP | CONTAINER | manuals - Order Ref. EUROPEAN ACCESSORIES(27) & (2) of Ref. EUROPEAN ACCESSORIES(28) - See Page OPERATOR CAB(1) - Was 6633394 [A] | | 1 |
| 23 | 35C-410 | BOLT | | | 4 |
| 24 | 6707867 | DECAL | tow hook | | 1 |
| 25 | NAP | DECAL | operator manual - located inside of cab - Was 670797 1 [A] | | 1 |
| 26 | NAP | DECAL | CE94 - Was 6707814 [A] | | 1 |
| 27 | 6708827 | CONTAINER | manuals | | 1 |
| 28 | 6702642 | BOLT | | | 2 |
| 29 | 6664224 | CAP | | | 2 |
| 30 | 6664223 | OUTLET | | | 2 |
| 31 | 6669224 | BOLT | | | 4 |
| 32 | 6669091 | CLIP | | | 4 |
| 33 | 6668742 | SWITCH | travel control | | 1 |
| 33 | 6665315 | SWITCH | head light | | 1 |
| 34 | 6719038 | PLUG | Was 6665314 [A] | | 3 |

EUROPEAN ACCESSORIES

| Ref.N° | Part N° | Description | Remarks | Serial N° | Qty. |
|--------|---------|-------------|------------|-----------|------|
| 35 | 6710527 | PANEL | | | 1 |
| 36 | 55D-6 | NUT | | | 2 |
| 37 | 6712985 | MOUNT | Japan | | 1 |
| 38 | 6712987 | MOUNT | Japan | | 1 |
| 39 | 35C-512 | BOLT | | | 6 |
| 40 | 83D-5 | NUT | | | 6 |
| 41 | 6672021 | BELT | pump drive | | 1 |
| 42 | 6715165 | FLYWHEEL | | | 1 |
| 42 | 6510470 | RING GEAR | | | 1 |
| 43 | 6715478 | BELT | fan drive | | 1 |
| 44 | 6712970 | PULLEY | fan drive | | 1 |

EUROPEAN ACCESSORIES (Caliper Brake Kit)

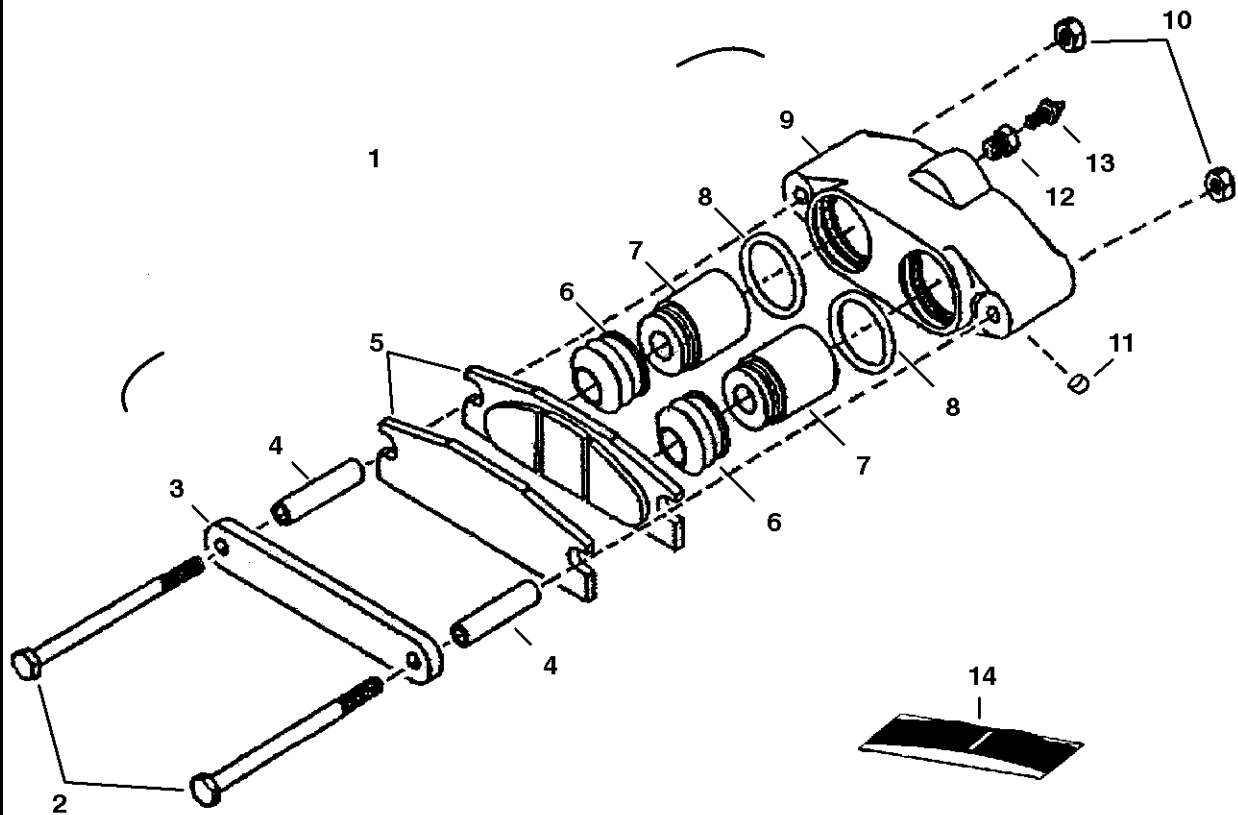


TS-1272

EUROPEAN ACCESSORIES

| Ref.N° | Part N° | Description | Remarks | Serial N° | Qty. |
|--------|---------|--------------|---|-----------|------|
| 1 | 6709373 | KIT | Ref. EUROPEAN ACCESSORIES(2) - EUROPEAN ACCESSORIES(32) - Was NAP [D] | | 1 |
| 2 | 6710469 | MOUNT ASSY. | caliper - Was 6709346 [C] | | 2 |
| 3 | 6709236 | PEDAL MOUNT | pedal | | 1 |
| 4 | 6709237 | CLAMP | | | 2 |
| 5 | 6709239 | PEDAL ASSY | brake | | 1 |
| 6 | 6709229 | BOLT | wheel | | 8 |
| 7 | 17C-612 | BOLT | | | 9 |
| 8 | 95D-6 | NUT | Was 91D-6 [A] | | 5 |
| 9 | 6666932 | BRAKE ASSY | See Page EUROPEAN ACCESSORIES(1) | | 2 |
| 10 | 6666933 | CYLINDER | See Page EUROPEAN ACCESSORIES(1) | | 1 |
| 11 | 6661117 | TANK | | | 1 |
| 12 | 6599744 | BALL JOINT | | | 1 |
| 13 | 8D-6 | NUT | | | 1 |
| 14 | 25E-17 | WASHER | | | 2 |
| 15 | 17C-532 | BOLT | | | 2 |
| 16 | 25E-25 | WASHER | | | 1 |
| 17 | 88F-3 | ELBOW | W/O O-rings | | 2 |
| 17 | 88FN-3 | ELBOW | W/ O-rings | | 2 |
| 17 | 97K-4 | O-RING | flared end | | 4 |
| 18 | 98F-3 | TEE | | | 1 |
| 19 | 83F-3 | ELBOW | | | 4 |
| 20 | 1318565 | PIN | | | 1 |
| 21 | 91D-5 | NUT | | | 2 |
| 22 | 86F-3 | NUT | | | 2 |
| 23 | 6709400 | TUBE | | | 1 |
| 24 | 6709409 | TUBE | | | 1 |
| 25 | 6709410 | TUBE | | | 1 |
| 26 | 6709545 | HOSE | | | 2 |
| 27 | 6667139 | CAP | | | 1 |
| 28 | 62D-6 | NUT | | | 1 |
| 29 | 6709234 | DISC | brake | | 2 |
| 30 | 27E-8 | WASHER | | | 8 |
| 31 | 31C-824 | BOLT | | | 4 |
| 32 | 6724380 | INSTRUCTIONS | | | 1 |

EUROPEAN ACCESSORIES
(Brake)




B-14851

EUROPEAN ACCESSORIES

| Ref.N° | Part N° | Description | Remarks | Serial N° | Qty. |
|--------|---------|-------------|---|-----------|------|
| 1 | 6666932 | BRAKE ASSY | W/Ref. EUROPEAN ACCESSORIES(2) - EUROPEAN ACCESSORIES(13) | | 1 |
| 2 | 6669154 | BOLT | | | 2 |
| 3 | 6669155 | PLATE | | | 1 |
| 4 | 6669156 | SPACER | | | 2 |
| 5 | 6669184 | STATOR ASSY | | | 1 |
| 6 | NSS | BOOT | Order Ref. EUROPEAN ACCESSORIES(14) | | 2 |
| 7 | 6669159 | PISTON | | | 2 |
| 8 | NSS | O-RING | Order Ref. EUROPEAN ACCESSORIES(14) | | 2 |
| 9 | NSS | HOUSING | Order Ref. EUROPEAN ACCESSORIES(1) | | 1 |
| 10 | 6669162 | NUT | | | 2 |
| 11 | 6669163 | PLUG | | | 1 |
| 12 | 6669164 | ADAPTER | | | 1 |
| 13 | 6669165 | SCREW | bleeder | | 1 |
| 14 | 6669185 | SEAL KIT | W/Ref. EUROPEAN ACCESSORIES(6) & EUROPEAN ACCESSORIES(8) | | 1 |

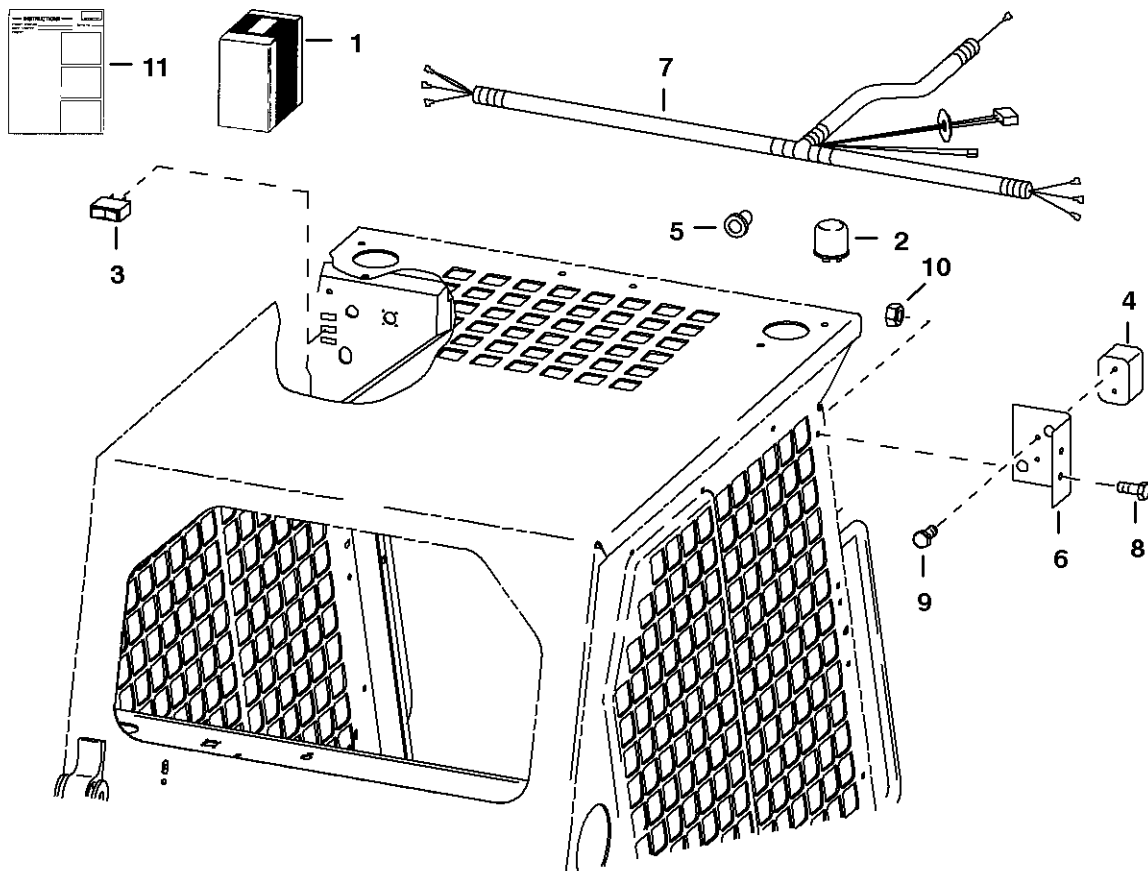
DealerNation Quality Equipment Manuals - dealernation@aol.com



EUROPEAN ACCESSORIES

| Ref.N° | Part N° | Description | Remarks | Serial N° | Qty. |
|--------|---------|--------------|---|-----------|------|
| 1 | 6666933 | CYLINDER | master brake - Ref. EUROPEAN ACCESSORIES(2) - EUROPEAN ACCESSORIES(16) | | 1 |
| 2 | NSS | ADAPTER | | | 1 |
| 3 | NSS | SPRING | | | 1 |
| 4 | NSS | BODY | | | 1 |
| 5 | NSS | SPRING ASSY. | Ref. EUROPEAN ACCESSORIES(6) - EUROPEAN ACCESSORIES(8) & EUROPEAN ACCESSORIES(11) | | 1 |
| 6 | NSS | RETAINER | | | 1 |
| 7 | NSS | SPRING | | | 1 |
| 8 | NSS | PISTON | | | 1 |
| 9 | NSS | PUSH ROD | | | 1 |
| 10 | NSS | O-RING | | | 1 |
| 11 | NSS | SEAT | | | 1 |
| 12 | NSS | CUP | | | 1 |
| 13 | NSS | SNAP RING | | | 1 |
| 14 | NSS | BOOT | | | 1 |
| 15 | NSS | O-RING | | | 1 |
| 16 | 6668097 | SCREW | bleeder | | 1 |
| 17 | 6661608 | SEAL KIT | Ref. EUROPEAN ACCESSORIES(10) - EUROPEAN ACCESSORIES(15) - Was 6668098 [A] | | 1 |

EUROPEAN ACCESSORIES (Flasher Lights)



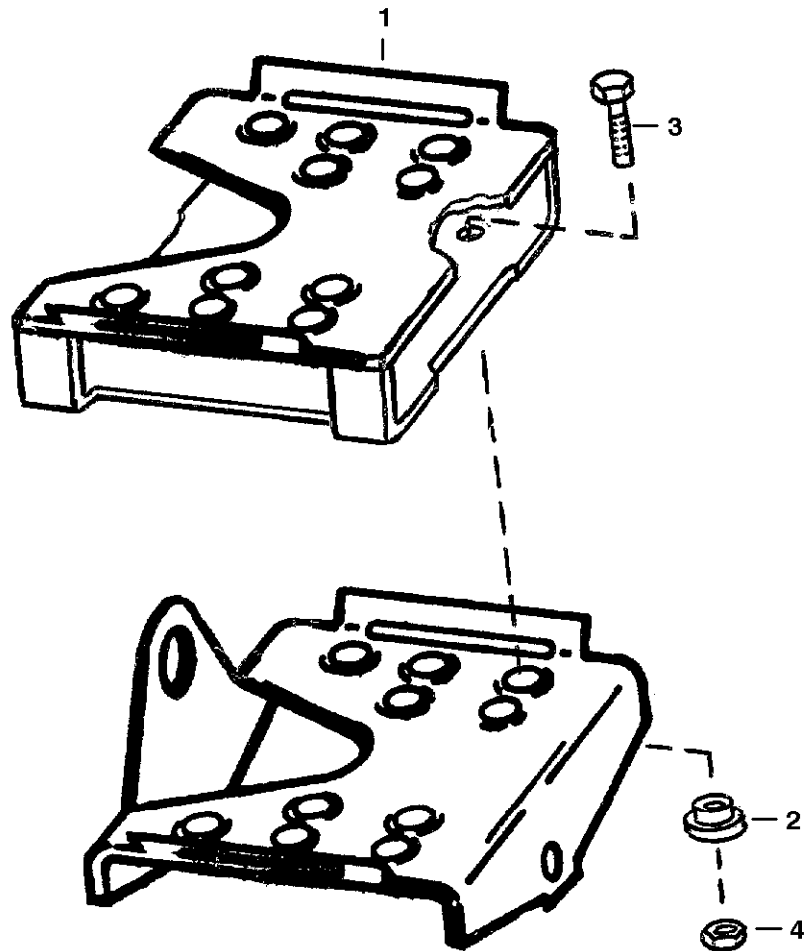
NOTE: L.H. multi-switch handle is required.

TS-1319

EUROPEAN ACCESSORIES

| Ref.N° | Part N° | Description | Remarks | Serial N° | Qty. |
|--------|---------|--------------|----------------------------|-----------|------|
| 1 | NAP | KIT | SEE NOTE - Was 6709755 [A] | | 1 |
| 2 | 6557904 | FLASHER | | | 1 |
| 3 | 6665316 | SWITCH | | | 1 |
| 4 | 6665727 | LIGHT | | | 2 |
| 5 | 6665757 | LIGHT | indicator | | 2 |
| 6 | 6707706 | MOUNT | light | | 2 |
| 7 | 6709530 | HARNESS | | | 1 |
| 8 | 35C-410 | BOLT | | | 2 |
| 9 | 58G-808 | BOLT | | | 4 |
| 10 | 83D-4 | NUT | | | 2 |
| 11 | 6724372 | INSTRUCTIONS | | | 1 |

EUROPEAN ACCESSORIES
(Pedal Extenders)

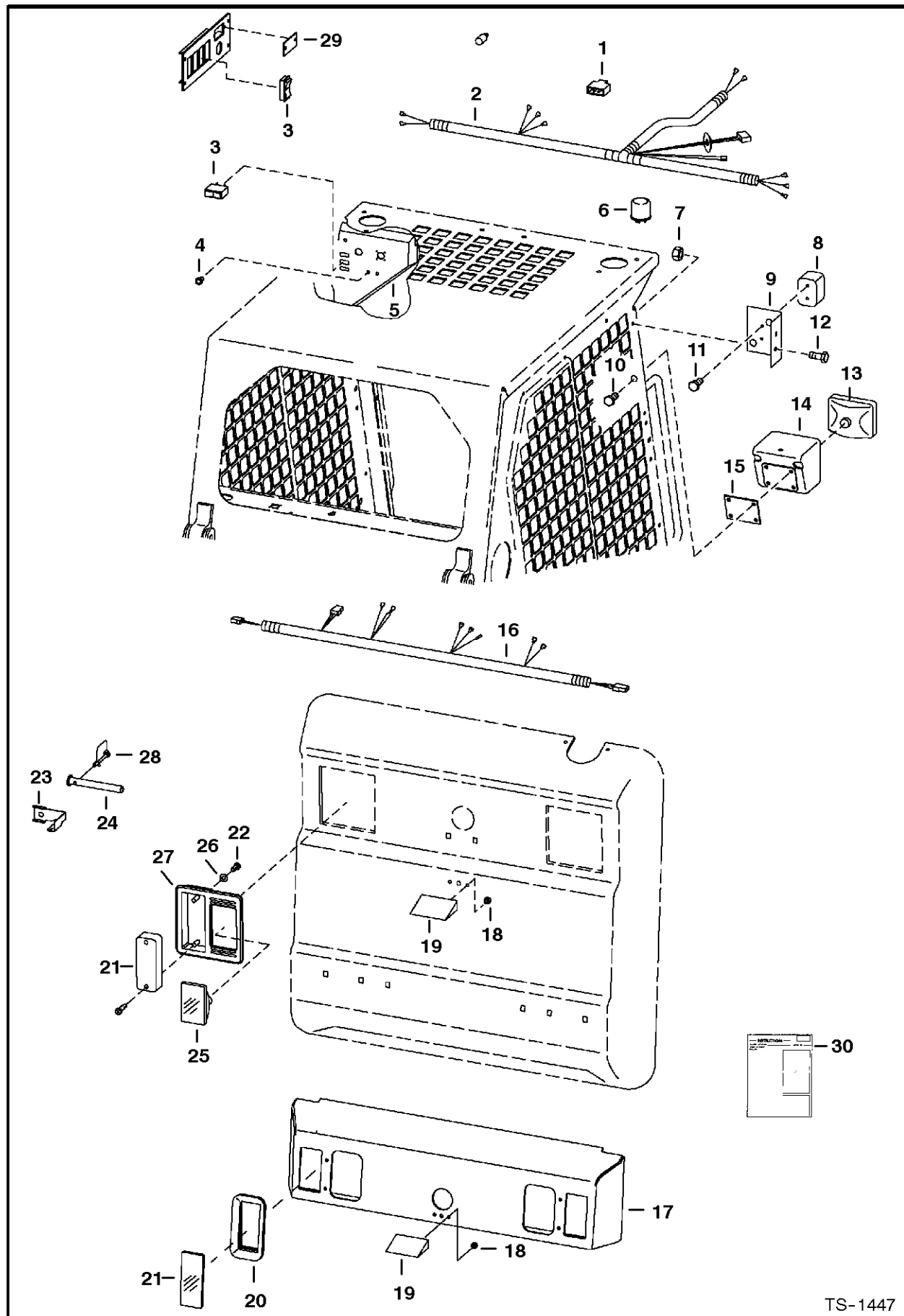


B-14856

EUROPEAN ACCESSORIES

| Ref.N° | Part N° | Description | Remarks | Serial N° | Qty. |
|--------|---------|-------------|----------|-----------|------|
| 1 | 6713115 | PEDAL | extender | | 2 |
| 2 | 6713116 | BUSHING | | | 8 |
| 3 | 17C-516 | BOLT | | | 8 |
| 4 | 85D-5 | NUT | | | 8 |

EUROPEAN ACCESSORIES (Road Lights)

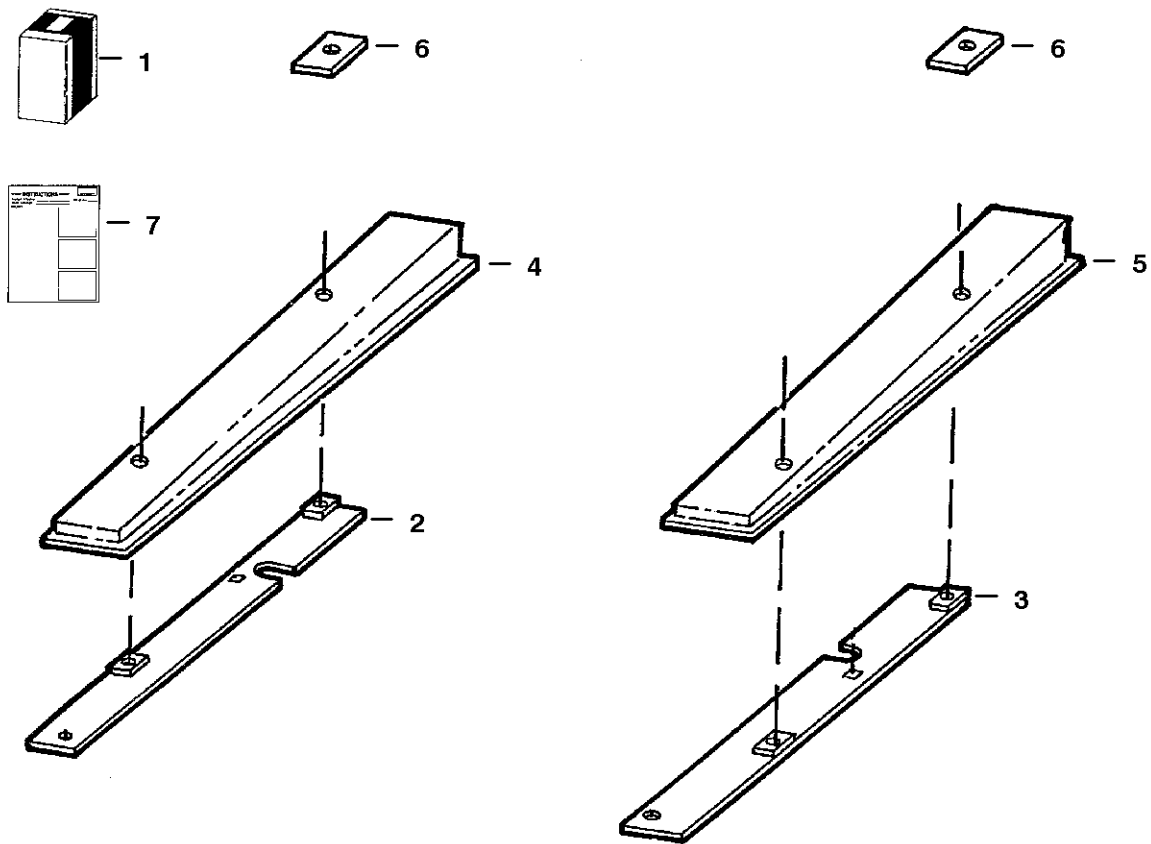


TS-1447

EUROPEAN ACCESSORIES

| Ref.N° | Part N° | Description | Remarks | Serial N° | Qty. |
|--------|---------|--------------|--|------------------|------|
| 1 | 6519548 | CONNECTOR | | | 1 |
| 2 | 6707672 | HARNESS | | | 1 |
| 3 | 6665316 | SWITCH | hazard | | 1 |
| 3 | 6665315 | SWITCH | head light | | 1 |
| 4 | 6665757 | LIGHT | indicator | | 2 |
| 5 | 6708426 | PANEL | L.H. - See Page CAB ELECTRICAL CIRCUITRY(1) W/O BOSS Option | 5122 19101 & Bel | 1 |
| 5 | 6712152 | PANEL | L.H. - See Page CAB ELECTRICAL CIRCUITRY(1) W/O BOSS Option | 5122 19102 & Abv | 1 |
| 5 | 6708428 | PANEL | L.H. - See Page CAB ELECTRICAL CIRCUITRY(1) W/BOSS Option | | 1 |
| 6 | 6557904 | FLASHER | | | 1 |
| 7 | 83D-4 | NUT | | | 2 |
| 8 | 6665727 | LIGHT | front turn | | 2 |
| 8 | 6666567 | BULB | 5W | | 2 |
| 8 | 6666568 | BULB | 21W | | 2 |
| 8 | 6666563 | LENS | | | 2 |
| 9 | 6707706 | MOUNT | light | | 2 |
| 10 | 17C-508 | BOLT | | | 4 |
| 11 | 58G-808 | BOLT | | | 4 |
| 12 | 35C-410 | BOLT | | | 2 |
| 13 | 6665728 | LIGHT | front | | 2 |
| 13 | 6666570 | BULB | 40/45W | | 2 |
| 13 | 6666564 | HOUSING | | | 2 |
| 13 | 6666565 | LENS | | | 2 |
| 13 | 6666566 | GASKET | | | 2 |
| 14 | 6707804 | HOUSING | light | | 2 |
| 15 | 6708824 | MOUNT | | | 2 |
| 16 | 6709048 | HARNESS | two piece rear door | | 1 |
| 16 | 6718198 | HARNESS | one piece rear door - Was 6714546 [A] | | 1 |
| 17 | 6705776 | HOOD | | | 1 |
| 18 | 1DM-6 | NUT | | | 2 |
| 19 | 6665729 | LIGHT | license plate | | 1 |
| 19 | 6666569 | BULB | 5W | | 2 |
| 20 | 6705774 | MOUNT | | | 2 |
| 21 | 6668009 | BULB | 21/5W - Was 6667887 [A] | | 2 |
| 21 | 6668007 | SCREW | | | 2 |
| 21 | 6668010 | LENS | | | 1 |
| 21 | 6707789 | LIGHT ASSY | | | 2 |
| 21 | 6666568 | BULB | 21W | | 2 |
| 22 | 4DM-5 | NUT | | | 4 |
| 23 | 6713736 | BRACKET | light switch | | 1 |
| 24 | 6714008 | PIN | Bob-Tach lock -.688"(17,48 mm) O.D. x 6"(152,4 mm)long | | 1 |
| 25 | 6671027 | LIGHT | | | 2 |
| 26 | 25E-11 | WASHER | | | 4 |
| 27 | 6672279 | MOUNT | rubber | | 2 |
| 28 | 6670668 | PIN | snapper | | 1 |
| 29 | 6669144 | INDICATOR | fuse/flasher | | 1 |
| 30 | 6724072 | INSTRUCTIONS | | | 1 |

EUROPEAN ACCESSORIES
(Seat Rail Cover - Grammer Suspension Seat)

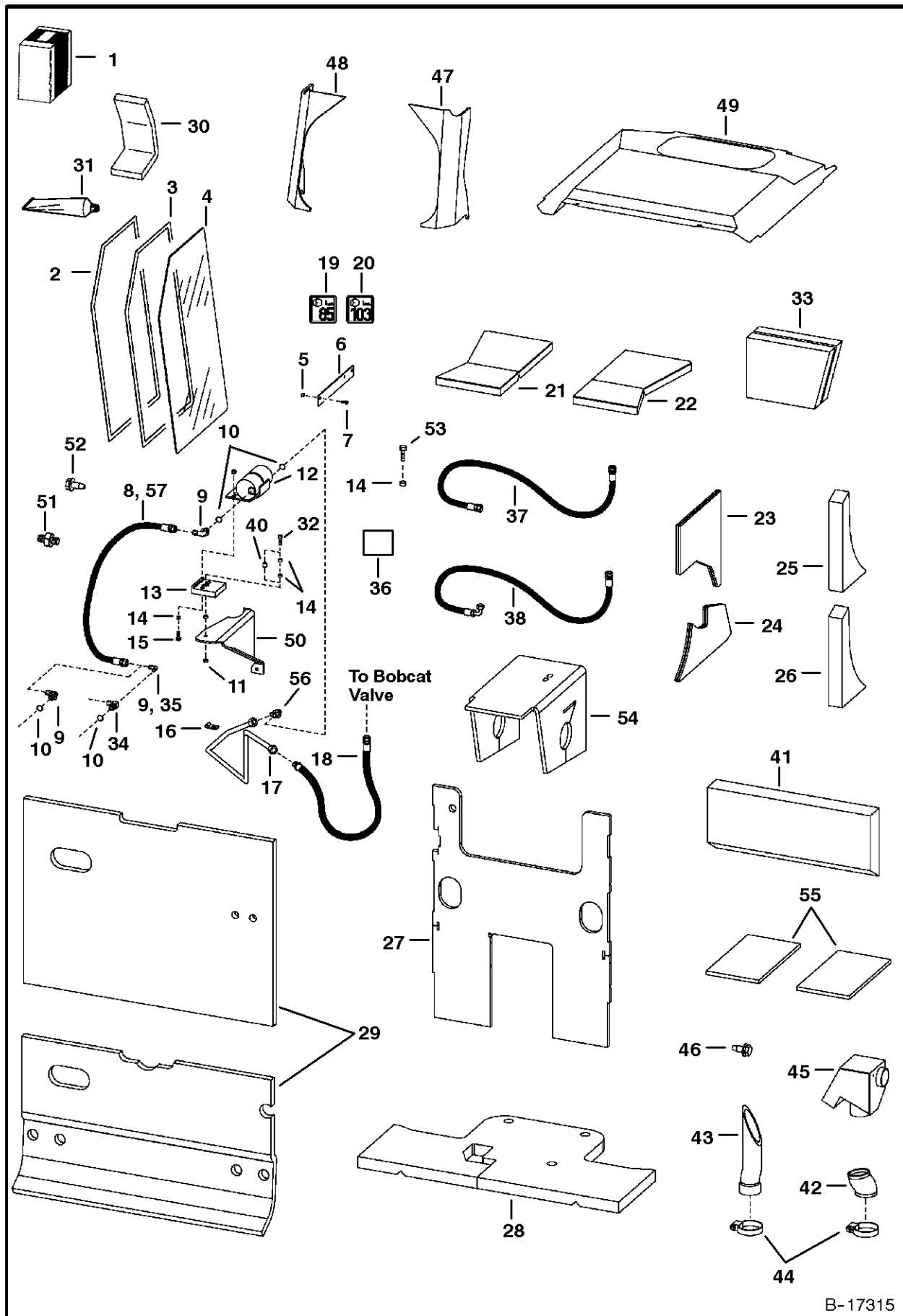


B-14867

EUROPEAN ACCESSORIES

| Ref.N° | Part N° | Description | Remarks | Serial N° | Qty. |
|--------|---------|--------------|---|-----------|------|
| 1 | 6712875 | KIT | rail cover - Ref. EUROPEAN ACCESSORIES(2)- EUROPEAN ACCESSORIES(7) | | 1 |
| 2 | 6712183 | MOUNT | R.H. | | 1 |
| 3 | 6712186 | MOUNT | L.H. | | 1 |
| 4 | 6712070 | COVER | R.H. | | 1 |
| 5 | 6712068 | COVER | L.H. | | 1 |
| 6 | 6712146 | WASHER | square | | 2 |
| 7 | 6724880 | INSTRUCTIONS | | | 1 |

EUROPEAN ACCESSORIES (Sound Option)



B-17315

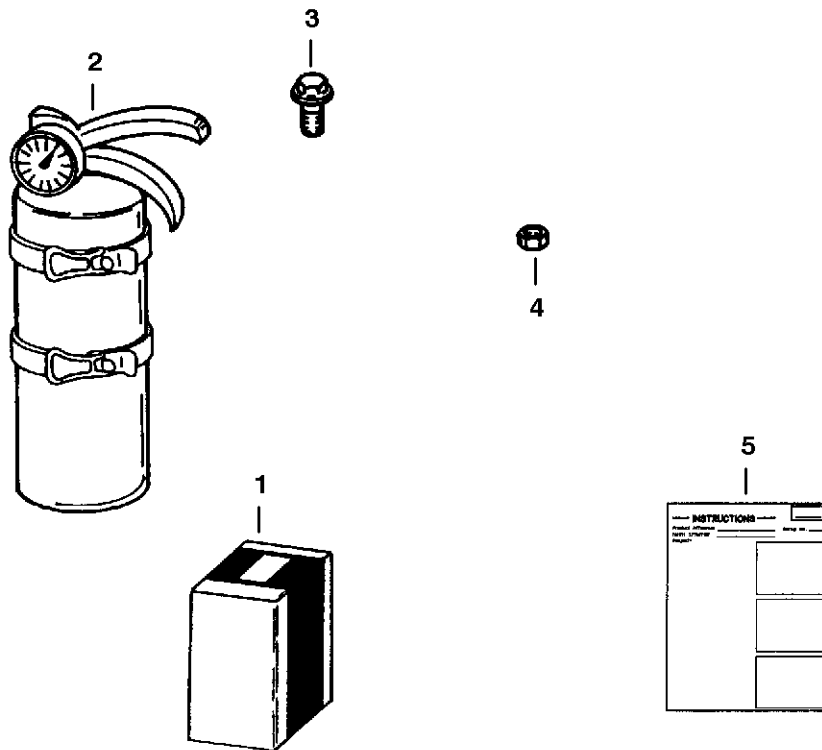
EUROPEAN ACCESSORIES

| Ref.N° | Part N° | Description | Remarks | Serial N° | Qty. |
|--------|----------|-------------|--|-----------|------|
| 1 | NAP | KIT | sound - Ref. EUROPEAN ACCESSORIES(2) - EUROPEAN ACCESSORIES(33) - Was SALES [D] | | 1 |
| 2 | 6631549 | LOOP | scotchmate | | 2 |
| 3 | 6631548 | LOOP | scotchmate | | 2 |
| 4 | 6702731 | WINDOW | cab | | 2 |
| 5 | 83D-4 | NUT | | | 4 |
| 6 | 6700875 | RETAINER | window | | 2 |
| 7 | 35C-410 | BOLT | | | 4 |
| 8 | 6662866 | HOSE | Use existing hose from loader | | 1 |
| 8 | NAP | HOSE | pump to hyd. muffler - Order Ref. EUROPEAN ACCESSORIES(9) & EUROPEAN ACCESSORIES(57) - Was 6707231 [A] | | 1 |
| 9 | 17K-8 | ELBOW | W/Ref. EUROPEAN ACCESSORIES(10) - flat boss face | | 1 |
| 9 | 17KN-8 | ELBOW | W/Ref. - tapered boss face | | 1 |
| 9 | 97K-12 | O-RING | flared end | | 1 |
| 10 | 79K-12 | O-RING | flat boss face | | x |
| 10 | 99K-12 | O-RING | tapered boss face | | x |
| 11 | 85D-6 | NUT | | | 3 |
| 12 | 6659982 | MUFFLER | hydraulic - Was 6703648 [A] | | 1 |
| 13 | NAP | MOUNT | rubber - Order 6705333inD1} Mount & Ref. EUROPEAN ACCESSORIES(14) & EUROPEAN ACCESSORIES(32) | | 1 |
| 13 | 6705333 | MOUNT | rubber | | 1 |
| 14 | 6562619 | BUSHING | | | 2 |
| 15 | 35C-616 | BOLT | | | 2 |
| 16 | 30H-42 | CLAMP | | | 1 |
| 17 | 6704618 | TUBE | muffler | | 1 |
| 18 | 6662868 | HOSE | | | 1 |
| 18 | 6729155 | HOSE | muffler to C-valve - W/O tube - Was 6714594 [A] | | 1 |
| 19 | 6579385 | DECAL | sound level warning - 85 decibel | | 1 |
| 19 | 6579399 | DECAL | sound level warning - 83 decibel | | 1 |
| 20 | 6579403 | DECAL | sound level warning-103 decibel | | 1 |
| 21 | 6704721 | INSULATION | cross member - L.H. | | 1 |
| 22 | 6704722 | INSULATION | cross member - R.H. | | 1 |
| 23 | 6719332 | INSULATION | blower housing' -Was 6704725 [A] | | 1 |
| 24 | 6704769 | INSULATION | blower housing | | 1 |
| 25 | 6704741 | INSULATION | upright | | 1 |
| 26 | 6704742 | INSULATION | upright | | 1 |
| 27 | 6715096 | INSULATION | cab back - Was 6706903 [A] | | 1 |
| 28 | 6715095 | INSULATION | seat pan - Was 6706983 [A] | | 1 |
| 29 | 6704752 | INSULATION | two piece rear door | | 1 |
| 29 | 6715106 | INSULATION | one piece rear door | | 1 |
| 30 | 6703331 | INSULATION | air inlet | | 1 |
| 31 | 6633583 | SEALANT | | | x |
| 32 | 84G-3724 | BOLT | | | 1 |
| 33 | 6705848 | INSULATION | transmission | | 2 |
| 34 | 6700599 | ELBOW | W/Ref. EUROPEAN ACCESSORIES(10) | | 1 |
| 35 | 1316049 | ELBOW | | | 1 |
| 36 | 6718703 | DECAL | instructions - Was 6707255 [A] | | 1 |
| 37 | 6707301 | HOSE | | | 1 |
| 38 | 6702079 | HOSE | Was 6707302 [A] | | 1 |

EUROPEAN ACCESSORIES

| Ref.N° | Part N° | Description | Remarks | Serial N° | Qty. |
|--------|----------|-------------|--|-----------|------|
| 39 | 6707317 | ELBOW | | | 1 |
| 40 | 6715744 | BUSHING | | | 1 |
| 41 | 6715099 | INSULATION | steering panel | | 1 |
| 42 | 6715240 | HOSE | air cleaner | | 1 |
| 43 | 6715239 | HOSE | intake | | 1 |
| 44 | 6598799 | CLAMP | | | 4 |
| 45 | 6719649 | MUFFLER | intake - Was 6715249 [A] | | 1 |
| 46 | 84G-3712 | BOLT | | | 2 |
| 47 | 6715098 | INSULATION | cab corner | | 1 |
| 48 | 6715097 | INSULATION | cab corner | | 1 |
| 49 | 6715094 | INSULATION | cab top | | 1 |
| 50 | 6715289 | MOUNT | hyd. muffler | | 1 |
| 51 | 15KN-8 | ADAPTER | W/Ref. EUROPEAN ACCESSORIES(10) - tapered boss face | | 1 |
| 51 | 97K-12 | O-RING | flared end | | 1 |
| 52 | 35C-620 | BOLT | | | 1 |
| 53 | 84G-3716 | BOLT | | | 2 |
| 54 | 6715372 | INSULATION | transmission | | 1 |
| 55 | 6715371 | INSULATION | pedal | | 1 |
| 56 | 6707895 | ELBOW | 45 degree - for use W/Ref. EUROPEAN ACCESSORIES(12) - flat boss face | | 1 |
| 56 | 18KV-8 | ELBOW | W/Ref. EUROPEAN ACCESSORIES(10) - tapered boss face | | 1 |
| 56 | 97K-12 | O-RING | flared end | | 1 |
| 57 | 6729144 | HOSE | | | 1 |

FIRE EXTINGUISHER

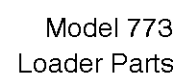


B-17316

FIRE EXTINGUISHER

| Ref.N° | Part N° | Description | Remarks | Serial N° | Qty. |
|--------|----------|--------------|--|-----------|------|
| 1 | 6565793 | KIT | fire extinguisher - Ref. FIRE EXTINGUISHER(2) - FIRE EXTINGUISHER(5) | | 1 |
| 2 | 6630100 | EXTINGUISHER | | | 1 |
| 3 | 45G-1006 | BOLT | | | 4 |
| 4 | 12D-10 | NUT | | | 4 |
| 5 | 6566539 | INSTRUCTIONS | | | 1 |

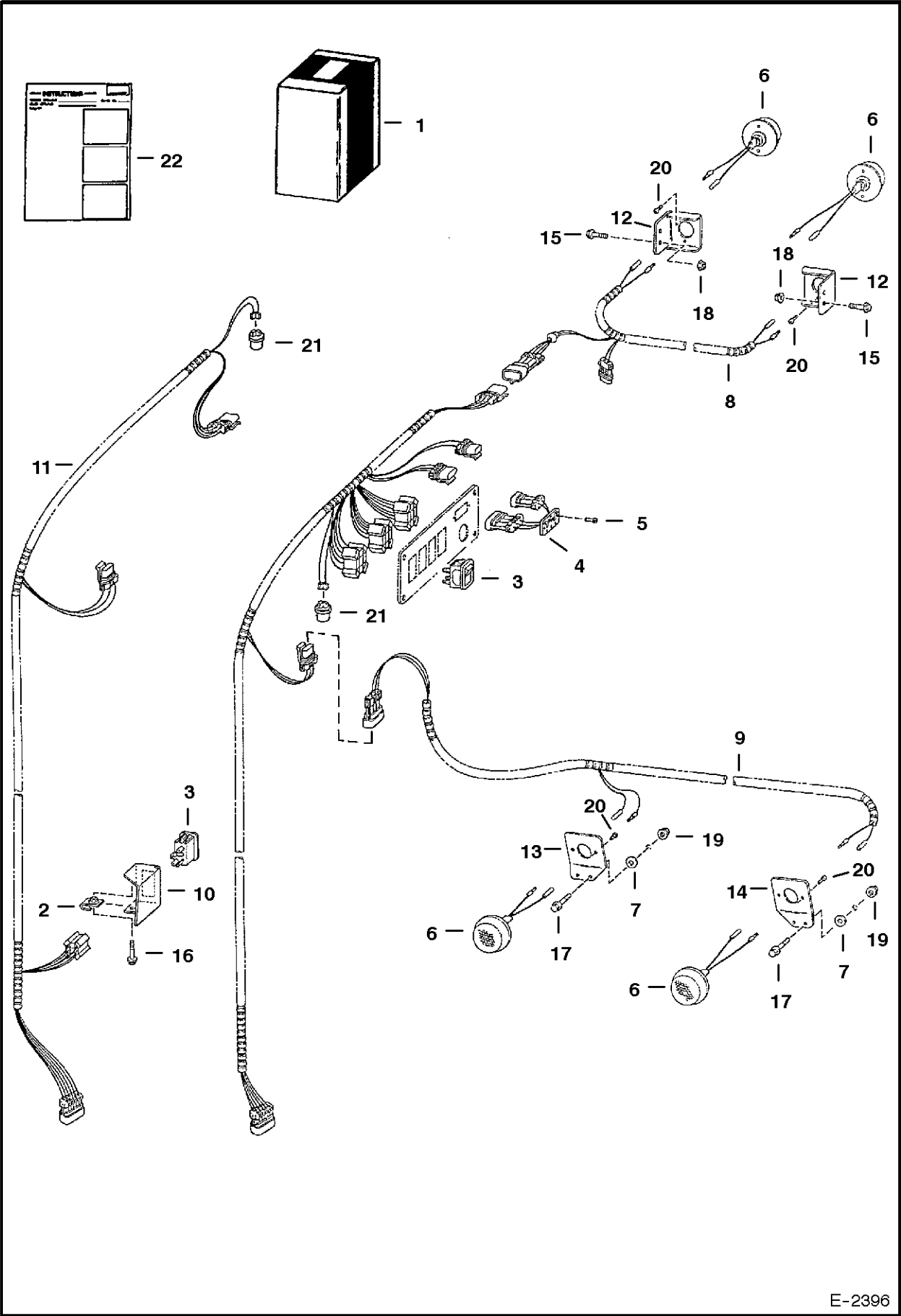
DealerNation Quality Equipment Manuals - dealernation@aol.com



FLASHER LIGHTS

| Ref.N° | Part N° | Description | Remarks | Serial N° | Qty. |
|--------|---------|--------------|---|-----------|------|
| 1 | 6558076 | KIT | flasher - Ref. FLASHER LIGHTS(2) - FLASHER LIGHTS(12) | | 1 |
| 2 | 614142 | SLEEVE | | | 2 |
| 3 | 6515131 | TERMINAL | | | 2 |
| 4 | 6557904 | FLASHER | | | 1 |
| 5 | 6714213 | HARNESS | | | 1 |
| 6 | 6712288 | HARNESS | | | 1 |
| 7 | 6711708 | MOUNT | | | 1 |
| 8 | 6668815 | SWITCH | Not in Kit | | 1 |
| 9 | 31C-420 | BOLT | | | 2 |
| 10 | 6660988 | RETAINER | | | 2 |
| 11 | 6517516 | LIGHT | Was 6557903 [A] | | 2 |
| 12 | 6556222 | INSTRUCTIONS | | | 1 |

FLASHER LIGHTS
(4-Way)

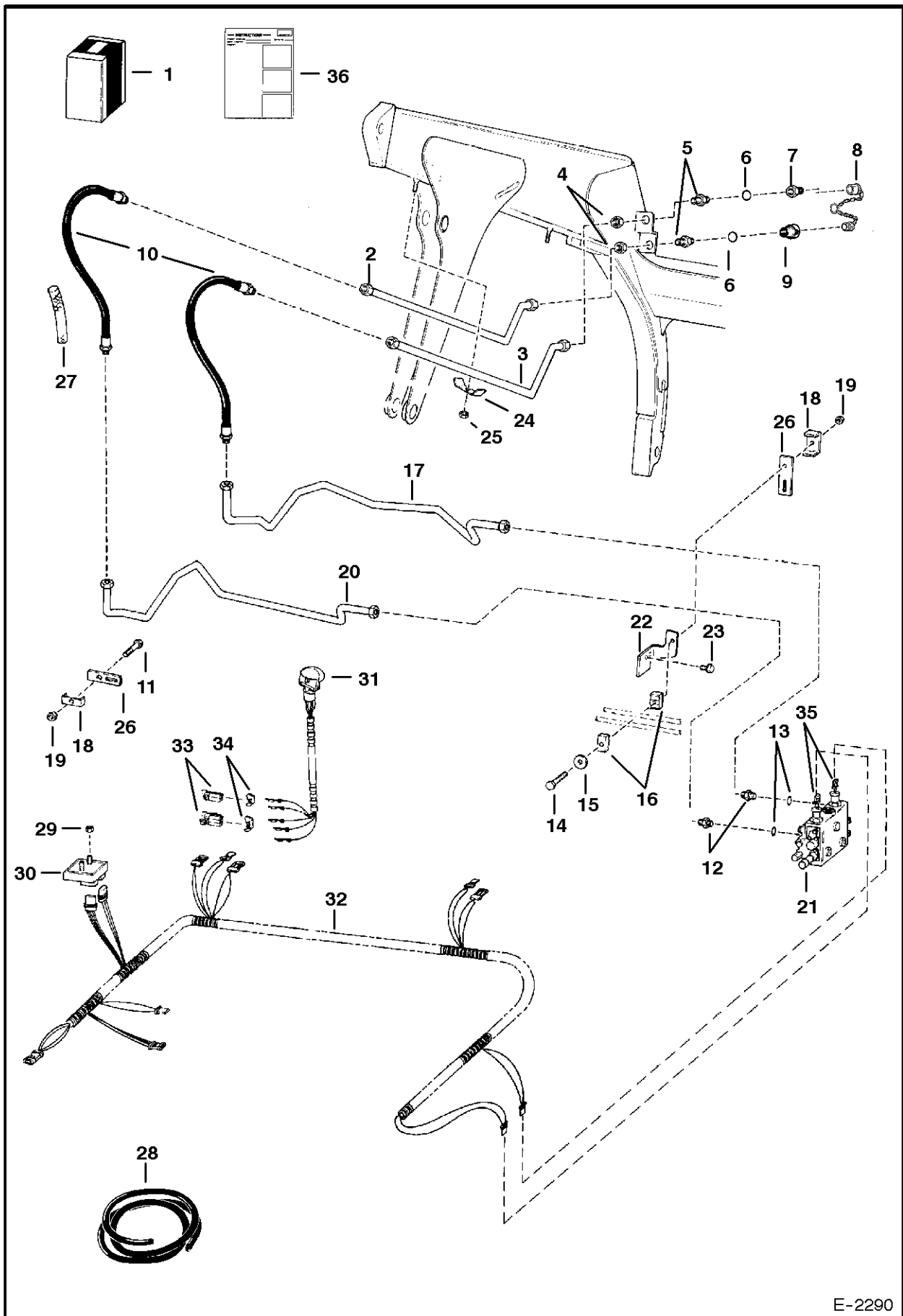


E-2396

FLASHER LIGHTS

| Ref.N° | Part N° | Description | Remarks | Serial N° | Qty. |
|--------|---------|-------------|---|-----------|------|
| 1 | 6712698 | KIT | Ref. FLASHER LIGHTS (2)-FLASHER LIGHTS (22) | | 1 |
| 2 | 6660988 | RETAINER | | | 2 |
| 3 | 6668815 | SWITCH | hazard | | 1 |
| 4 | 6669144 | INDICATOR | flasher | | 1 |
| 5 | 6669225 | SCREW | | | 2 |
| 6 | 6670732 | LAMP | | | 4 |
| 6 | 6675097 | BULB | | | 1 |
| 7 | 6704484 | WASHER | | | 4 |
| 8 | 6710905 | HARNESS | | | 1 |
| 9 | 6711160 | HARNESS | | | 1 |
| 10 | 6711708 | MOUNT | switch | | 1 |
| 11 | 6712288 | HARNESS | | | 1 |
| 12 | 6714300 | MOUNT | | | 2 |
| 13 | 6714463 | MOUNT | left rear | | 1 |
| 14 | 6714467 | MOUNT | right rear | | 1 |
| 15 | 35C-410 | BOLT | | | 2 |
| 16 | 31C-420 | BOLT | | | 2 |
| 17 | 35C-520 | BOLT | | | 4 |
| 18 | 83D-4 | NUT | | | 2 |
| 19 | 83D-5 | NUT | | | 4 |
| 20 | 58G-808 | BOLT | | | 8 |
| 21 | 6557904 | FLASHER | | | 1 |
| 22 | 6900398 | INSTRUCTION | | | 1 |

FRONT AUXILIARY KIT (W/Poppet Couplers)

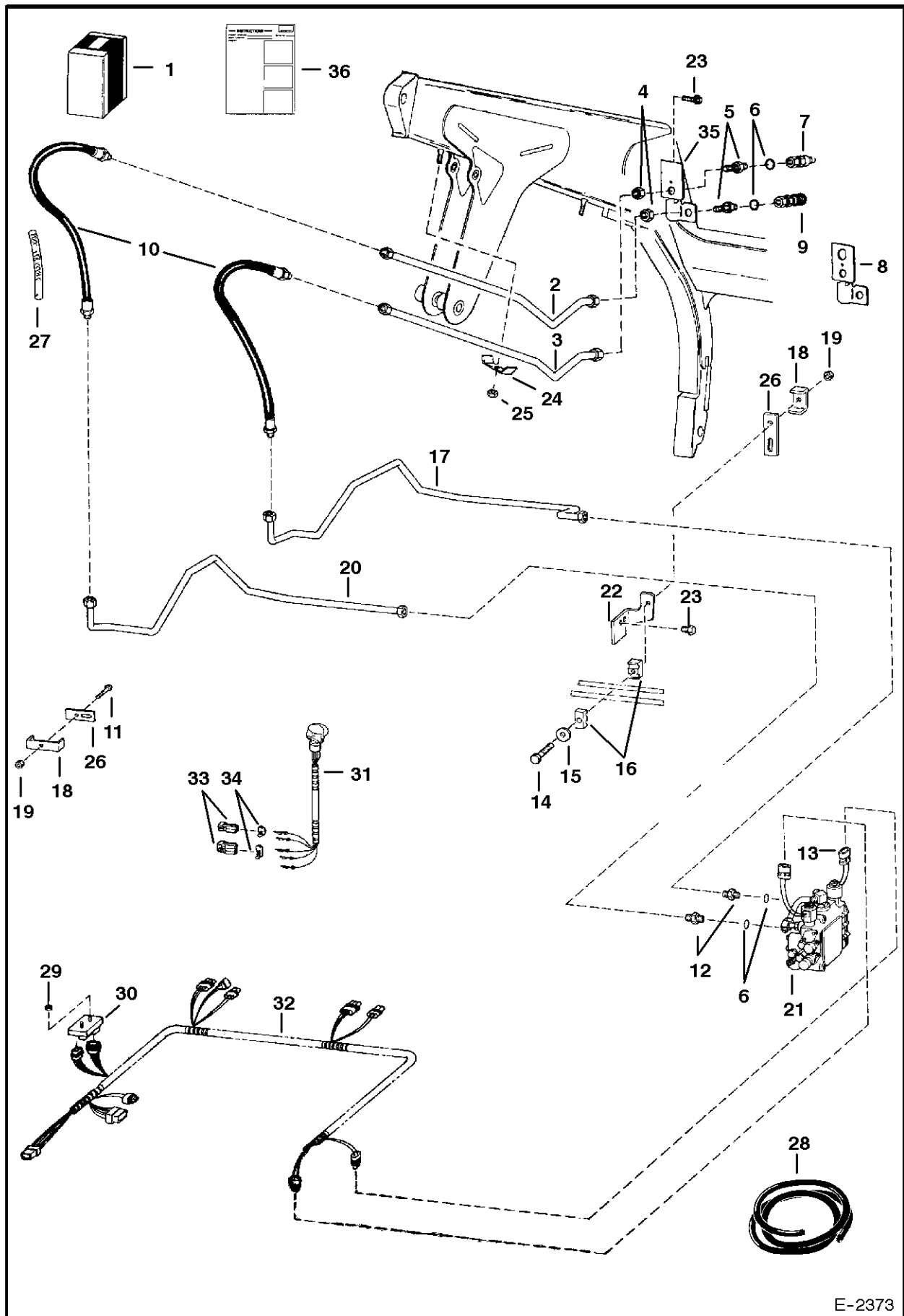


E-2290

FRONT AUXILIARY KIT

| Ref.N° | Part N° | Description | Remarks | Serial N° | Qty. |
|--------|----------|--------------|--|-----------|------|
| 1 | 6709073 | KIT | front aux. - Ref. FRONT AUXILIARY KIT(2) - FRONT AUXILIARY KIT(11), FRONT AUXILIARY KIT(14), FRONT AUXILIARY KIT(17) - FRONT AUX | | 1 |
| 2 | 6704405 | TUBE | | | 1 |
| 3 | 6704404 | TUBE | | | 1 |
| 4 | 86F-7 | NUT | | | 2 |
| 5 | 45K-7 | FITTING | W/Ref. AUXILIARY HYDRAULICS(6) | | 2 |
| 6 | 79K-10 | O-RING | | | 2 |
| 7 | 6598757 | COUPLER | Male | | 1 |
| 8 | 6513709 | CAP PLUG | Assy. (Rubber) | | 1 |
| 8 | 6515167 | PLUG | Steel | | 1 |
| 8 | 6515168 | CAP | Steel | | 1 |
| 9 | 6598758 | COUPLER | Female | | 1 |
| 9 | 48K-16 | O-RING | | | 1 |
| 9 | 6665430 | BACK-UP RING | | | 1 |
| 10 | NAP | HOSE | Use W/Ref. FRONT AUXILIARY KIT(27) - Was 67038 14 [A] | | 2 |
| 10 | 6715930 | HOSE | W/cover | | 2 |
| 11 | 17C-536 | BOLT | | | 1 |
| 12 | | ADAPTER | W/Ref. AUXILIARY HYDRAULICS(13) - Not in Kit - See Page AUXILIARY HYDRAULICS(1) | | 2 |
| 13 | | O-RING | Not in Kit - See Page AUXILIARY HYDRAULICS(1) | | 2 |
| 14 | 17C-548 | BOLT | | | 1 |
| 15 | 872229 | WASHER | Not in Kit | | 1 |
| 16 | 6701892 | CLAMP | Not in Kit | | 2 |
| 17 | 6703922 | TUBE | | | 1 |
| 18 | 6568476 | CLAMP | | | 2 |
| 19 | 85D-5 | NUT | | | 2 |
| 20 | 6703923 | TUBE | | | 1 |
| 21 | | VALVE | See Page HYDRAULIC CONTROL VALVE(1) - Not in Kit | | 1 |
| 22 | 6704619 | MOUNT | Not in Kit | | 1 |
| 23 | 84G-3112 | BOLT | Not in Kit | | 2 |
| 24 | 6502203 | CLAMP | | | 2 |
| 25 | 85D-6 | NUT | | | 2 |
| 26 | 6702548 | PAD | | | 2 |
| 27 | NAP | COVER | 30'(762 mm) long - Order Ref. AUXILIARY HYDRAULIC CS(28) | | 1 |
| 28 | 6705749 | COVER | bulk - Sold Per Foot - 1.85' (46,9 mm) I.D. poly corrugated | | x |
| 29 | 85D-4 | NUT | | | 2 |
| 30 | 6671669 | MODULE | Was 6669529 [C] | | 1 |
| 31 | 6705921 | HANDLE ASSY. | | | 1 |
| 31 | 6640690 | PIN | | | 5 |
| 31 | 6641176 | SEAL | | | 5 |
| 32 | 6710365 | HARNESS | | | 1 |
| 33 | 6641179 | CONNECTOR | | | 1 |
| 33 | 6640699 | CONNECTOR | | | 1 |
| 34 | 6641180 | LOCK | | | 1 |
| 34 | 6640700 | LOCK | | | 1 |
| 35 | 6717708 | COIL | 14 volt - Not in Kit - Was 6665759 [A] | | 2 |
| 36 | 6724286 | INSTRUCTIONS | | | 1 |

FRONT AUXILIARY KIT (W/FF Couplers)

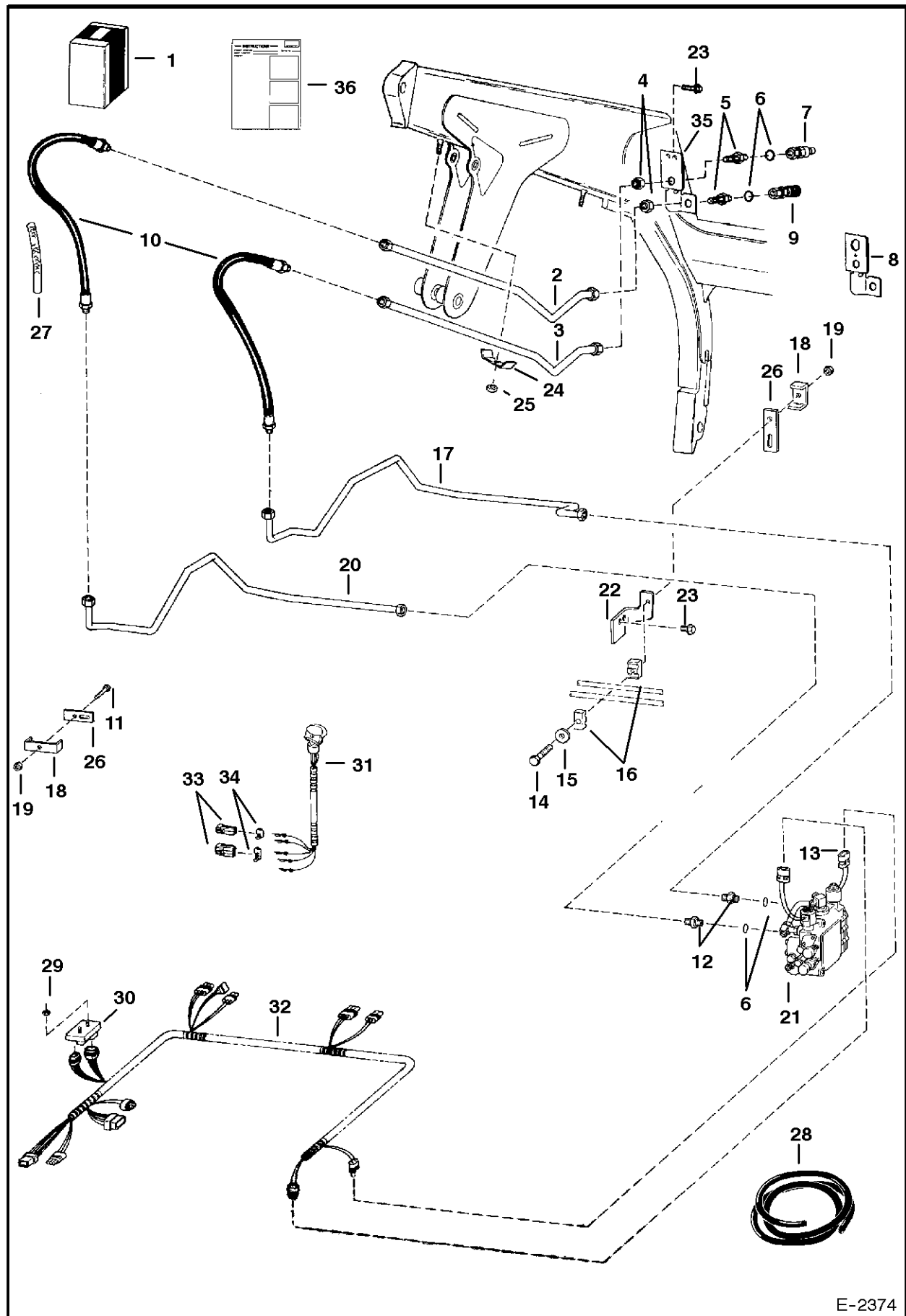


E-2373

FRONT AUXILIARY KIT

| Ref.N° | Part N° | Description | Remarks | Serial N° | Qty. |
|--------|----------|--------------|--|-----------|------|
| 1 | NAP | KIT | front aux. - Order 6712389inD1}(Kit - See Page FRONT AUXILIARY KIT(1) - Was 6712110 [A] | | 1 |
| 2 | 6711745 | TUBE | | | 1 |
| 3 | 6711744 | TUBE | | | 1 |
| 4 | 86F-7 | NUT | | | 2 |
| 5 | 6711625 | ADAPTER | W/Ref. AUXILIARY HYDRAULICS(6) | | 2 |
| 6 | 79K-12 | O-RING | | | 2 |
| 7 | 6667808 | COUPLER | Male | | 1 |
| 7 | 6672026 | O-RING | Was 6669655 [A] | | 1 |
| 8 | NAP | MOUNT | Order Ref. FRONT AUXILIARY KIT(35) - Was 6711672 [A] | | 1 |
| 9 | 6672960 | COUPLER | Female - Was 6667807 [A] | | 1 |
| 10 | NAP | HOSE | Use W/Ref. FRONT AUXILIARY KIT(27) - Was 6703814 [A] | | 2 |
| 10 | 6715930 | HOSE | W/cover | | 2 |
| 11 | 17C-536 | BOLT | | | 1 |
| 12 | | ADAPTER | W/Ref. FRONT AUXILIARY KIT(6) - Not in Kit - See Page AUXILIARY HYDRAULICS(1) | | 2 |
| 13 | 6717708 | COIL | 14 volt - Not in Kit - Was 6665759 [A] | | 2 |
| 14 | 17C-548 | BOLT | | | 1 |
| 15 | 872229 | WASHER | Not in Kit | | 1 |
| 16 | 6701892 | CLAMP | Not in Kit | | 2 |
| 17 | 6703922 | TUBE | | | 1 |
| 18 | 6568476 | CLAMP | | | 2 |
| 19 | 85D-5 | NUT | | | 2 |
| 20 | 6703923 | TUBE | | | 1 |
| 21 | | VALVE | See Page HYDRAULIC CONTROL VALVE(1) - Not in Kit | | 1 |
| 22 | 6704619 | MOUNT | Not in Kit | | 1 |
| 23 | 84G-3112 | BOLT | | | 2 |
| 24 | 6502203 | CLAMP | | | 2 |
| 25 | 85D-6 | NUT | | | 2 |
| 26 | 6702548 | PAD | | | 2 |
| 27 | NAP | COVER | 30'(762 mm) long - Order Ref. AUXILIARY HYDRAULIC CS(28) | | 1 |
| 28 | 6705749 | COVER | bulk - Sold Per Foot - 1.85' (46,9 mm) I.D. poly corrugated | | x |
| 29 | 85D-4 | NUT | | | 2 |
| 30 | 6671669 | MODULE | Was 6669529 [C] | | 1 |
| 31 | 6705921 | HANDLE ASSY. | | | 1 |
| 31 | 6640690 | PIN | | | 5 |
| 31 | 6641176 | SEAL | | | 5 |
| 32 | 6710365 | HARNESS | | | 1 |
| 33 | 6641179 | CONNECTOR | | | 1 |
| 33 | 6640699 | CONNECTOR | | | 1 |
| 34 | 6641180 | LOCK | | | 1 |
| 34 | 6640700 | LOCK | | | 1 |
| 35 | 6713850 | MOUNT | | | 1 |
| 36 | 6724523 | INSTRUCTIONS | | | 1 |

FRONT AUXILIARY KIT (W/FF Couplers)

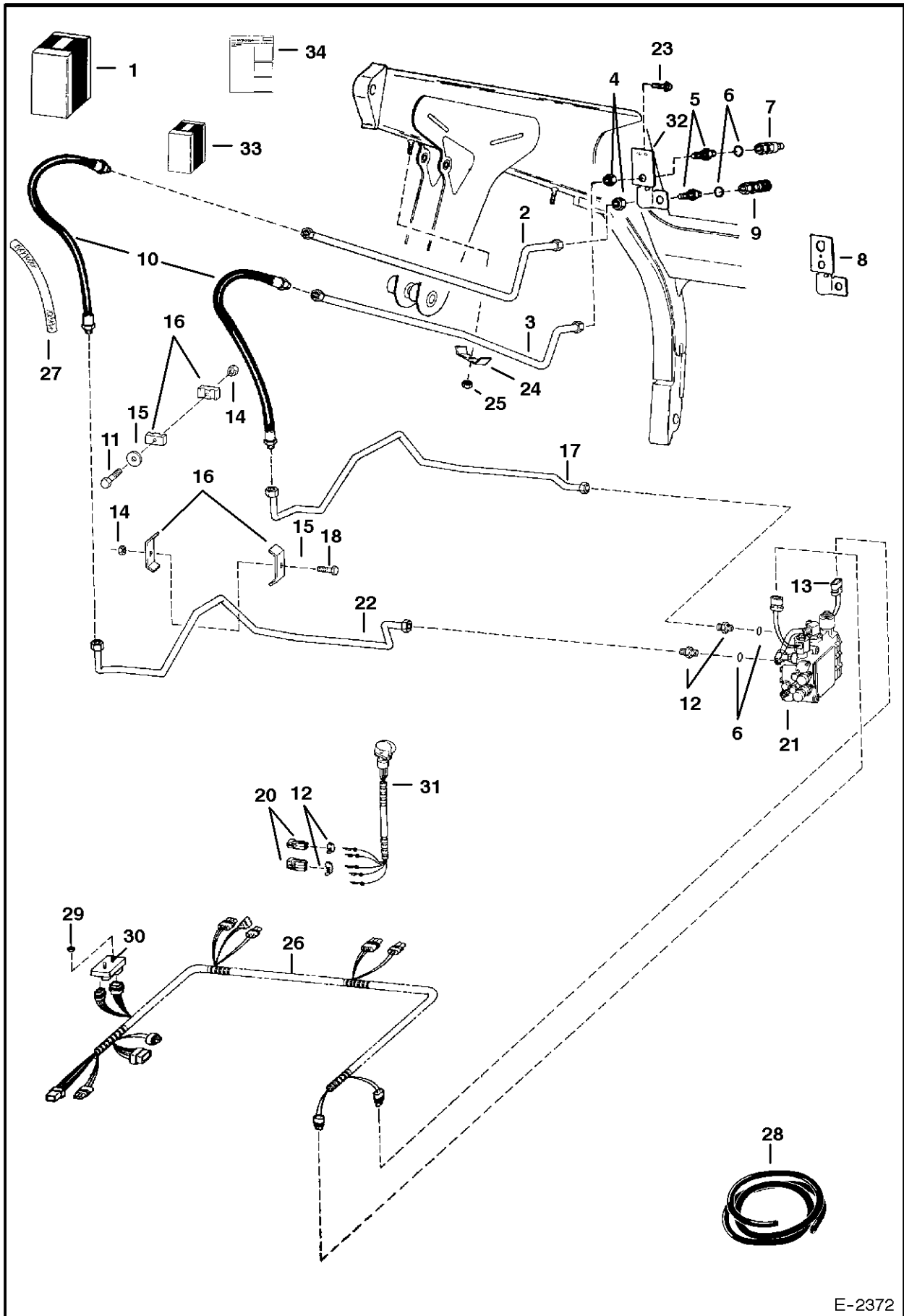


E-2374

FRONT AUXILIARY KIT

| Ref.N° | Part N° | Description | Remarks | Serial N° | Qty. |
|--------|----------|--------------|--|-----------|------|
| 1 | 6712389 | KIT | front aux. - Ref. FRONT AUXILIARY KIT(2) - FRONT AUXILIARY KIT(11), FRONT AUXILIARY KIT(14), FRONT AUXILIARY KIT(17) - FRONT AUX | | 1 |
| 2 | 6711745 | TUBE | | | 1 |
| 3 | 6711744 | TUBE | | | 1 |
| 4 | 86F-7 | NUT | | | 2 |
| 5 | 6711625 | ADAPTER | W/Ref. AUXILIARY HYDRAULICS(6) | | 2 |
| 6 | 79K-12 | O-RING | | | 2 |
| 7 | 6667808 | COUPLER | Male | | 1 |
| 7 | 6672026 | O-RING | Was 6669655 [A] | | 1 |
| 8 | NAP | MOUNT | Order Ref. FRONT AUXILIARY KIT(35) - Was 671167 2 [A] | | 1 |
| 9 | 6667807 | COUPLER | Female | | 1 |
| 10 | NAP | HOSE | Use W/Ref. FRONT AUXILIARY KIT(27) - Was 67038 14 [A] | | 2 |
| 10 | 6715930 | HOSE | W/cover | | 2 |
| 11 | 17C-536 | BOLT | | | 1 |
| 12 | | ADAPTER | W/Ref. FRONT AUXILIARY KIT(6) - Not in Kit - See Page AUXILIARY HYDRAULICS(1) | | 2 |
| 13 | 6717708 | COIL | 14 volt - Not in Kit - Was 6665759 [A] | | 2 |
| 14 | 17C-548 | BOLT | | | 1 |
| 15 | 872229 | WASHER | Not in Kit | | 1 |
| 16 | 6701892 | CLAMP | Not in Kit | | 2 |
| 17 | 6703922 | TUBE | | | 1 |
| 18 | 6568476 | CLAMP | | | 2 |
| 19 | 85D-5 | NUT | | | 2 |
| 20 | 6703923 | TUBE | | | 1 |
| 21 | | VALVE | See Page HYDRAULIC CONTROL VALVE(1) - Not in Kit | | 1 |
| 22 | 6704619 | MOUNT | Not in Kit | | 1 |
| 23 | 84G-3112 | BOLT | | | 2 |
| 24 | 6502203 | CLAMP | | | 2 |
| 25 | 85D-6 | NUT | | | 2 |
| 26 | 6702548 | PAD | | | 2 |
| 27 | NAP | COVER | 30'(762 mm) long - Order Ref. AUXILIARY HYDRAULI CS(28) | | 1 |
| 28 | 6705749 | COVER | bulk - Sold Per Foot - 1.85' (46,9 mm) I.D. poly corrug ated | | x |
| 29 | 85D-4 | NUT | | | 2 |
| 30 | 6671669 | MODULE | Was 6669529 [C] | | 1 |
| 31 | 6705921 | HANDLE ASSY. | | | 1 |
| 31 | 6640690 | PIN | | | 5 |
| 31 | 6641176 | SEAL | | | 5 |
| 32 | 6719149 | HARNESS | Was 6712136 [A] | | 1 |
| 33 | 6641179 | CONNECTOR | | | 1 |
| 33 | 6640699 | CONNECTOR | | | 1 |
| 34 | 6641180 | LOCK | | | 1 |
| 34 | 6640700 | LOCK | | | 1 |
| 35 | 6713850 | MOUNT | | | 1 |
| 36 | 6724523 | INSTRUCTIONS | | | 1 |

FRONT AUXILIARY KIT (W/FF Couplers)

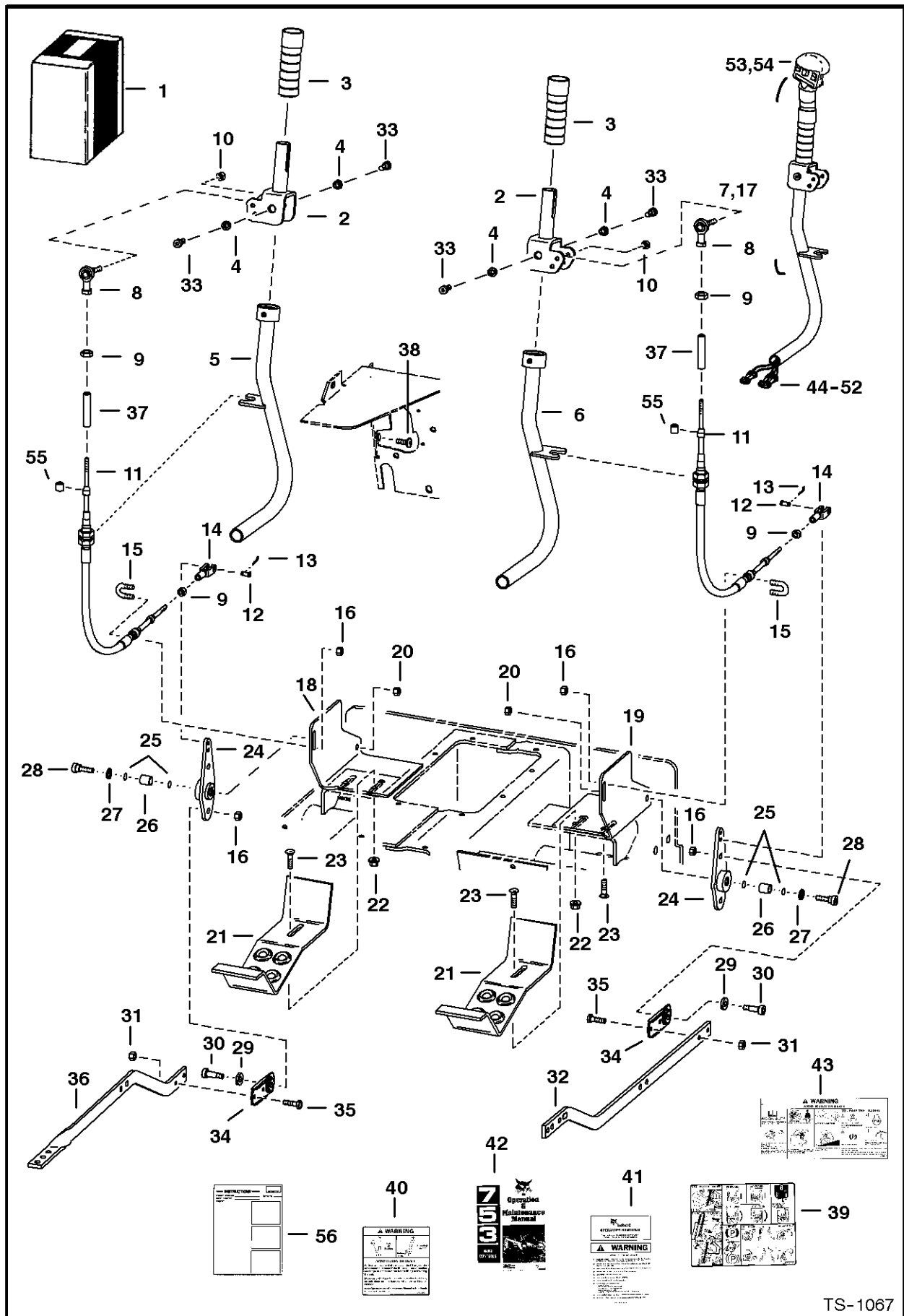


E-2372

FRONT AUXILIARY KIT

| Ref.N° | Part N° | Description | Remarks | Serial N° | Qty. |
|--------|----------|--------------|---|-----------|------|
| 1 | 6713085 | KIT | front aux. - Ref. FRONT AUXILIARY KIT(2) - FRONT AUXILIARY KIT(11), FRONT AUXILIARY KIT(14), FRONT AUXILIARY KIT(15), FRONT AUX | | 1 |
| 2 | 6711745 | TUBE | | | 1 |
| 3 | 6711744 | TUBE | | | 1 |
| 4 | 86F-7 | NUT | | | 2 |
| 5 | 6711625 | ADAPTER | W/Ref. AUXILIARY HYDRAULICS(6) - flat boss face | | 2 |
| 5 | 6715185 | ADAPTER | W/Ref. AUXILIARY HYDRAULICS(6) - tapered boss face | | 2 |
| 5 | 97K-10 | O-RING | flared end | | 2 |
| 6 | 79K-12 | O-RING | flat boss face | | x |
| 6 | 99K-12 | O-RING | tapered boss face | | x |
| 7 | 6667808 | COUPLER | Male | | 1 |
| 7 | 6672026 | O-RING | Was 6669655 [A] | | 1 |
| 8 | NAP | MOUNT | Order Ref. FRONT AUXILIARY KIT(32) - Was 671167 2 [A] | | 1 |
| 9 | 6667807 | COUPLER | Female | | 1 |
| 10 | NAP | HOSE | Use W/Ref. FRONT AUXILIARY KIT(27) - Was 67038 14 [A] | | 2 |
| 10 | 6715930 | HOSE | W/cover | | 2 |
| 11 | 84G-3732 | BOLT | | | 1 |
| 12 | | ADAPTER | W/Ref. AUXILIARY HYDRAULICS(13) - Not in Kit - See Page AUXILIARY HYDRAULICS(1) | | 2 |
| 13 | 6717708 | COIL | 14 volt - Not in Kit - Was 6665759 [A] | | 2 |
| 14 | 83D-5 | NUT | | | 2 |
| 15 | 872229 | WASHER | | | 2 |
| 16 | 6592506 | CLAMP | | | 4 |
| 17 | 6712961 | TUBE | | | 1 |
| 18 | 37C-540 | BOLT | | | 1 |
| 19 | 6641180 | LOCK | | | 1 |
| 19 | 6640700 | LOCK | | | 1 |
| 20 | 6641179 | CONNECTOR | | | 1 |
| 20 | 6640699 | CONNECTOR | | | 1 |
| 21 | | VALVE | See Page HYDRAULIC CONTROL VALVE(1) - Not in Kit | | 1 |
| 22 | 6712962 | TUBE | | | 1 |
| 23 | 84G-3112 | BOLT | | | 2 |
| 24 | 6502203 | CLAMP | | | 2 |
| 25 | 85D-6 | NUT | | | 2 |
| 26 | 6719149 | HARNESS | Was 6712136 [A] | | 1 |
| 27 | NAP | COVER | 30'(762 mm) long - Order Ref. AUXILIARY HYDRAULIC CS(28) | | 1 |
| 28 | 6705749 | COVER | bulk - Sold Per Foot - 1.85' (46,9 mm) I.D. poly corrugated | | x |
| 29 | 85D-4 | NUT | | | 2 |
| 30 | 6671669 | MODULE | Was 6669529 [C] | | 1 |
| 31 | 6705921 | HANDLE ASSY. | | | 1 |
| 31 | 6640690 | PIN | | | 5 |
| 31 | 6641176 | SEAL | | | 5 |
| 32 | 6713850 | MOUNT | | | 1 |
| 33 | 6718243 | KIT | front aux. pressure release - See Page PRESSURE RELEASE KIT(1) | | 1 |
| 34 | 6724635 | INSTRUCTIONS | | | 1 |

HAND CONTROL KIT



TS-1067

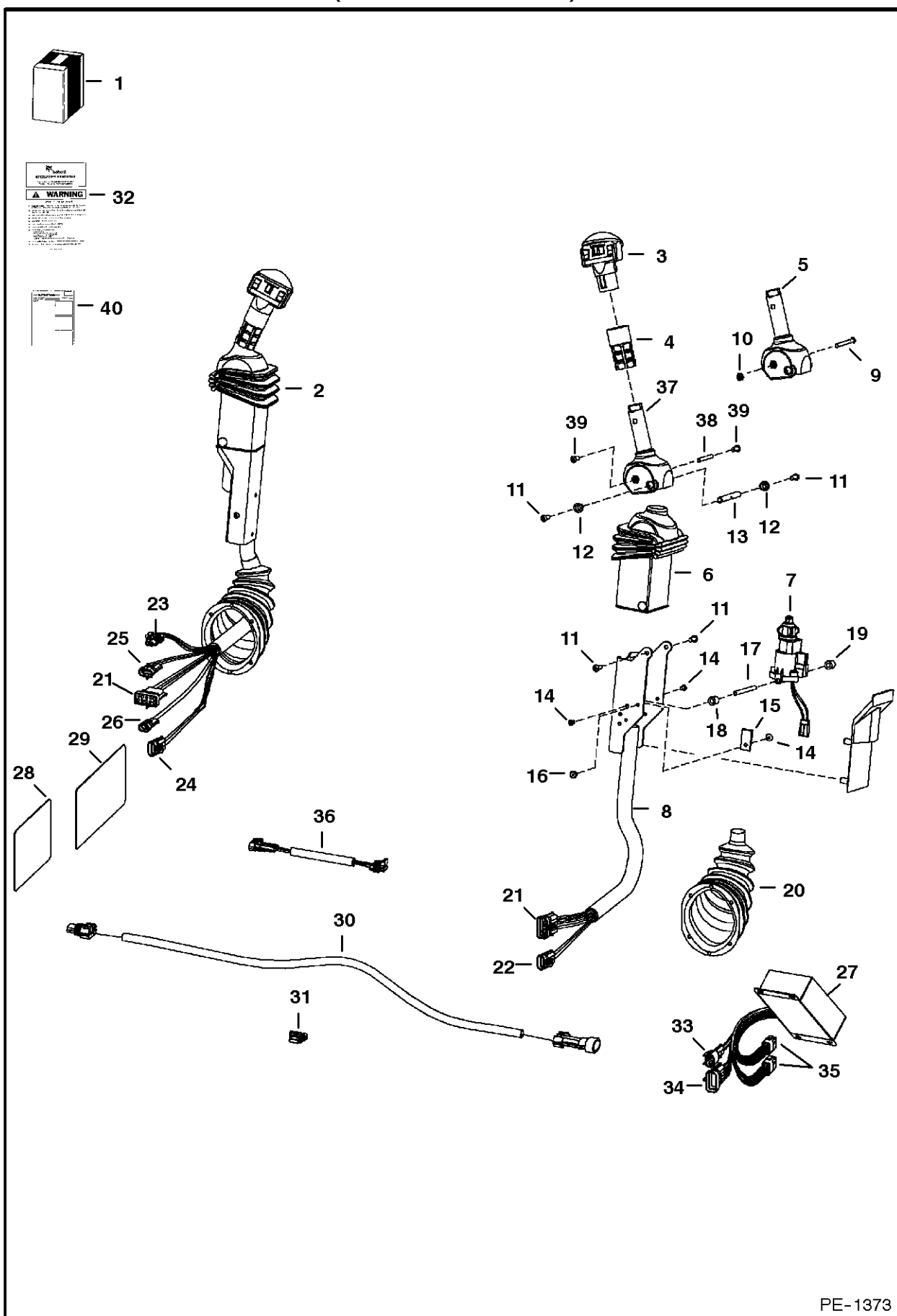
HAND CONTROL KIT

| Ref.N° | Part N° | Description | Remarks | Serial N° | Qty. |
|--------|---------|--------------|---|-----------|------|
| 1 | NAP | KIT | Ref. HAND CONTROL KIT(2)-HAND CONTROL KIT(5) 5) - MultiAswitch handles - Order components - Was SALES [A] | | 1 |
| 2 | 6707349 | LEVER | Was 6702786 [A] | | 2 |
| 3 | 6707367 | GRIP | Was 6702621 [A] | | 2 |
| 4 | 6702990 | BUSHING | bronze sleeve | | 4 |
| 5 | 6707351 | LEVER | Was 6702787 [A] | | 1 |
| 6 | 6707352 | LEVER | Was 6702791 [A] | | 1 |
| 7 | NAP | LEVER ASSY. | L.H. MultiAswitch - W/Ref. HAND CONTROL KIT(2)- HAND CONTROL KIT(5), HAND CONTROL KIT(33) & HAND CONTROL KIT(44)-HAND CONTROL KIT | | 1 |
| 8 | 6631036 | BALL JOINT | | | 2 |
| 9 | 8D-4 | NUT | | | 4 |
| 10 | 86D-4 | NUT | | | 2 |
| 11 | 6713883 | CABLE | Was 6666379 [A] | | 2 |
| 12 | 4F-4051 | PIN | | | 2 |
| 13 | 6513495 | COTTER PIN | | | 2 |
| 14 | 2J-4200 | CLEVIS | | | 2 |
| 15 | 6592766 | U-BOLT | | | 2 |
| 16 | 83D-5 | NUT | | | 6 |
| 17 | NAP | LEVER ASSY. | R.H. MultiAswitch - W/Ref. HAND CONTROL KIT(2)- HAND CONTROL KIT(4), HAND CONTROL KIT(6), HAND CONTROL KIT(33), & HAND CONTROL KI | | 1 |
| 18 | 6706420 | MOUNT | cable | | 1 |
| 19 | 6706421 | MOUNT | cable | | 1 |
| 20 | 85D-6 | NUT | | | 2 |
| 21 | 6702776 | BRACKET | | | 2 |
| 22 | 57D-6 | NUT | | | 6 |
| 23 | 37C-620 | BOLT | carriage | | 6 |
| 24 | 6706281 | BELLCRANK | W/Ref. HAND CONTROL KIT(26) | | 2 |
| 25 | 58K-14 | O-RING | | | 4 |
| 26 | 6702782 | BUSHING | bronze - Not in Kit | | 2 |
| 27 | 6655781 | BEARING | thrust | | 2 |
| 28 | 38C-816 | BOLT | shoulder | | 2 |
| 29 | 6563914 | WASHER | | | 2 |
| 30 | 38C-610 | BOLT | Was 6704285 [A] | | 2 |
| 31 | 85D-4 | NUT | | | 4 |
| 32 | 6702774 | LINK | tilt | | 1 |
| 33 | 38C-606 | BOLT | shoulder | | 4 |
| 34 | 6658682 | BEARING | swivel | | 2 |
| 35 | 17C-410 | BOLT | | | 4 |
| 36 | 6702773 | LINK | lift | | 1 |
| 37 | 6658930 | BOOT | | | 2 |
| 38 | 25G-612 | BOLT | socket hex head | | 2 |
| 39 | 6703724 | DECAL | operating | | 1 |
| 40 | 6703726 | DECAL | warning | | 1 |
| 41 | 6708159 | HANDBOOK KIT | W/wire rope - Was 6703678 [A] | | 1 |
| 41 | 6558309 | WIRE ROPE | 33' (838,2 mm) long - Bulk - Sold Per Foot - Also Order (2) of 6558310inD1} Sleeve | | x |
| 41 | 6558310 | SLEEVE | wire rope | | 2 |
| 42 | 6900369 | MANUAL | operator - Was 6724033 [A] | | 1 |
| 43 | 6703725 | DECAL | warning | | 1 |

HAND CONTROL KIT

| Ref.N° | Part N° | Description | Remarks | Serial N° | Qty. |
|--------|---------|--------------|---|-----------|------|
| 44 | 6641180 | LOCK | 2 - pin | | 3 |
| 45 | 6640700 | LOCK | 3 - pin | | 2 |
| 46 | 6641179 | CONNECTOR | 2 - pin | | 2 |
| 47 | 6640699 | CONNECTOR | 3 - pin | | 2 |
| 48 | 6641178 | CONNECTOR | 2 - pin | | 1 |
| 49 | 6664599 | CONNECTOR | 3 - pin triangle | | 1 |
| 50 | 6664800 | LOCK | 3 - pin triangle | | 1 |
| 51 | 6641173 | CONNECTOR | 3 - pin | | 1 |
| 52 | 6641181 | LOCK | 3 - pin | | 1 |
| 53 | 6707976 | HANDLE ASSY | MultiAswitch L.H. Was 6705923 [A] | | 1 |
| 53 | 6640690 | PIN | | | 5 |
| 53 | 6640691 | PIN | | | 2 |
| 53 | 6641176 | SEAL | | | 7 |
| 53 | 6662257 | PIN | | | 3 |
| 53 | 6706568 | KIT | MultiAswitch - includes Ref. HAND CONTROL KIT(48) -HAND CONTROL KIT(50) - See Page HANDLE KITS(1) | | 1 |
| 53 | 6677370 | DECAL | | | 1 |
| 54 | 6706340 | HANDLE ASSY. | Multi-switch - R.H. | | 1 |
| 54 | 6640690 | PIN | | | 9 |
| 54 | 6641176 | SEAL | | | 9 |
| 54 | 6706567 | KIT | MultiAswitch - includes Ref. HAND CONTROL KIT(44) , HAND CONTROL KIT(45), HAND CONTROL KIT(46) , HAND CONTROL KIT(47) & HAND CONTR | | 1 |
| 55 | 6666534 | SEAL | | | 4 |
| 56 | 6724043 | INSTRUCTIONS | Was 6722847 [A] | | 1 |

*** HAND CONTROL KIT
(W/ Push Button Float)**



PE-1373

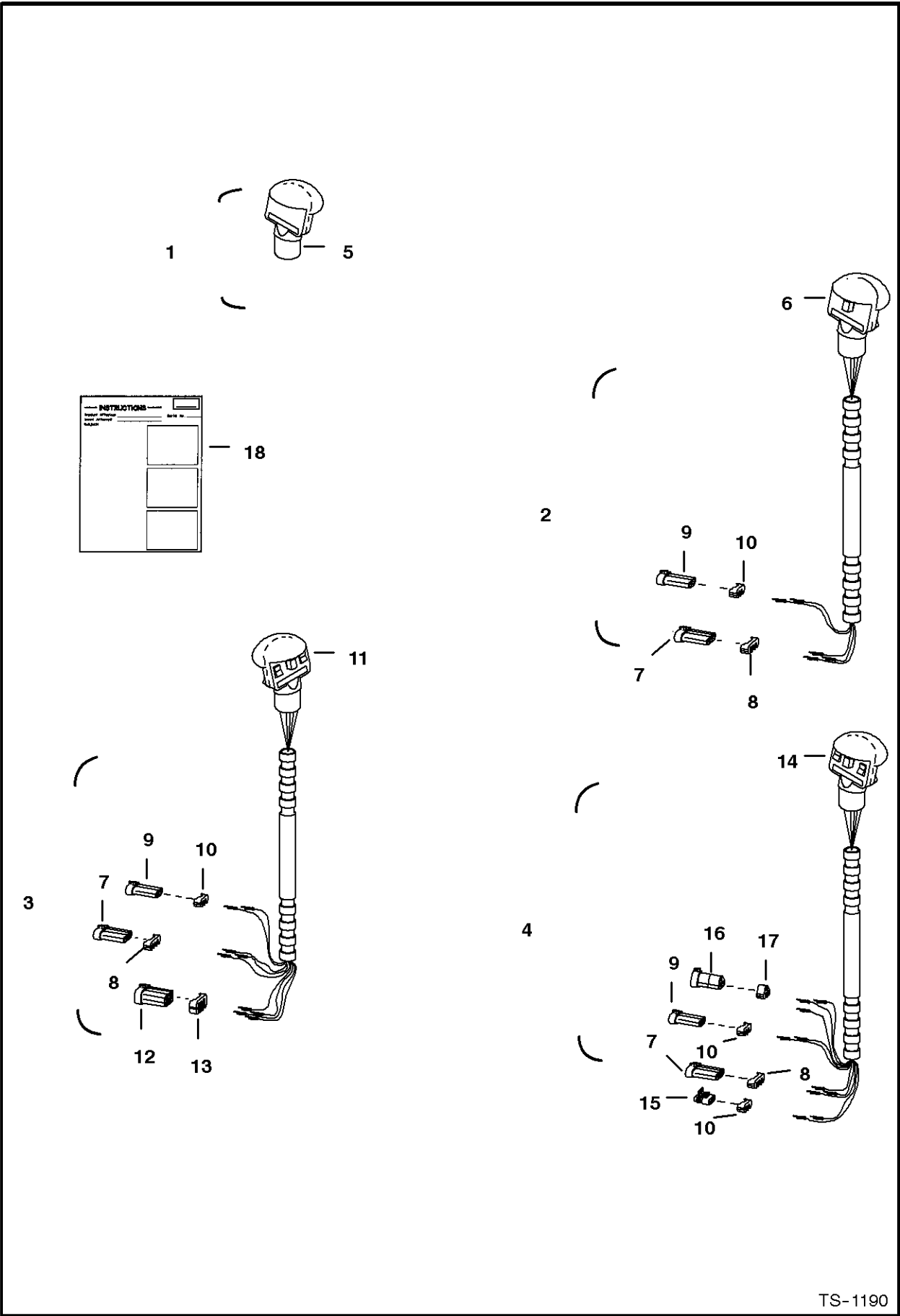
*

| Ref.N° | Part N° | Description | Remarks | Serial N° | Qty. |
|--------|----------|--------------|---|-----------|------|
| 1 | 6727297 | KIT | Also Order 6900842 O/M with revised date of 6/00 or newer | | 1 |
| 2 | 6675748 | LEVER | tilt - R.H. | | 1 |
| 2 | 6675747 | LEVER | lift - L.H. | | 1 |
| 3 | 6675515 | HANDLE ASSY | lift - R.H. | | 1 |
| 3 | 6675746 | HANDLE ASSY. | lift - L.H. | | 1 |
| 4 | 6713349 | GRIP | | | 2 |
| 5 | NAP | HANDLE | R.H. - Order Ref. * (37)-* (39) - Was 6597774 [A] | & Bel | 1 |
| 5 | NAP | HANDLE | L.H. - Order Ref. * (37)-* (39) - Was 6717163 [A] | & Bel | 1 |
| 6 | 6713898 | COVER | | | 2 |
| 7 | 6675741 | SENSOR | | | 2 |
| 7 | 6670706 | CONNECTOR | | | 1 |
| 7 | 6670715 | SOCKET | | | 3 |
| 7 | 6670710 | LOCK | | | 1 |
| 8 | 6719712 | CHANNEL | R.H. | | 1 |
| 8 | 6719711 | CHANNEL | L.H. | | 1 |
| 9 | 6716826 | BOLT | | & Bel | 2 |
| 10 | 12D-10 | NUT | | & Bel | 2 |
| 11 | 25GT-410 | BOLT | | | 8 |
| 12 | 6702990 | BUSHING | | | 4 |
| 13 | 6713043 | SPACER | | | 4 |
| 14 | 6665321 | RIVET | male | | 2 |
| 15 | 6665000 | CLIP | | | 2 |
| 16 | 6665322 | RIVET | female | | 2 |
| 17 | 6719834 | SPACER | threaded | | 2 |
| 18 | 6727065 | BOLT | | | 4 |
| 19 | 6719835 | SLEEVE | | | 4 |
| 20 | 6532127 | BOOT | | | 2 |
| 21 | 6640696 | CONNECTOR | 8-pin | | 2 |
| 21 | | PIN | | | 8 |
| 21 | 6661183 | LOCK | | | 1 |
| 21 | | SEAL | | | 8 |
| 21 | | PLUG | cavity | | 1 |
| 22 | 6641173 | CONNECTOR | 6-pin | | 1 |
| 22 | | PIN | | | 4 |
| 22 | 6641181 | LOCK | | | 1 |
| 22 | | SEAL | | | 4 |
| 22 | | PLUG | cavity | | 4 |
| 23 | 6641179 | CONNECTOR | 2-pin | | 1 |
| 23 | | PIN | | | 3 |
| 23 | | SEAL | | | 3 |
| 23 | 6661180 | LOCK | | | 3 |
| 24 | 6640699 | CONNECTOR | 3-pin | | 1 |
| 24 | | PIN | | | 3 |
| 24 | | SEAL | | | 3 |
| 24 | | PLUG | cavity | | 1 |
| 24 | 6640700 | LOCK | | | 1 |
| 25 | 6641178 | CONNECTOR | 2-pin | | 1 |
| 25 | | PIN | | | 2 |
| 25 | | SEAL | | | 2 |

*

| Ref.N° | Part N° | Description | Remarks | Serial N° | Qty. |
|--------|---------|--------------|-------------------|-----------|------|
| 25 | 6641180 | LOCK | | | 1 |
| 26 | 6630838 | CONNECTOR | 1-pin | | 1 |
| 27 | 6676442 | CONTROLLER | | | 1 |
| 28 | 6727155 | DECAL | | | 1 |
| 29 | 6727243 | DECAL | | | 1 |
| 30 | 6727327 | HARNESS | | | 1 |
| 31 | 6670707 | CONNECTOR | 3-pin | | 1 |
| 31 | 6670715 | SOCKET | | | 3 |
| 31 | 6670711 | LOCK | | | 1 |
| 32 | 6708159 | HANDBOOK KIT | operator handbook | | 1 |
| 33 | 6640692 | CONNECTOR | 10-pin | | 1 |
| 33 | 6640690 | PIN | | | 9 |
| 33 | 6640694 | LOCK | | | 1 |
| 33 | 6641176 | SEAL | | | 9 |
| 33 | 6646582 | PLUG | cavity | | 1 |
| 34 | 6648307 | CONNECTOR | 2-pin | | 1 |
| 35 | 6670709 | CONNECTOR | 8-pin | | 2 |
| 36 | 6730272 | HARNESS | W/Capacitor | | 1 |
| 37 | 6729594 | HANDLE | R.H. | | 1 |
| 37 | 6729595 | HANDLE | L.H. | | 1 |
| 38 | 6729600 | SPACER | | | 2 |
| 39 | 6727065 | BOLT | | | 2 |
| 40 | 6901099 | INSTRUCTIONS | | | 1 |

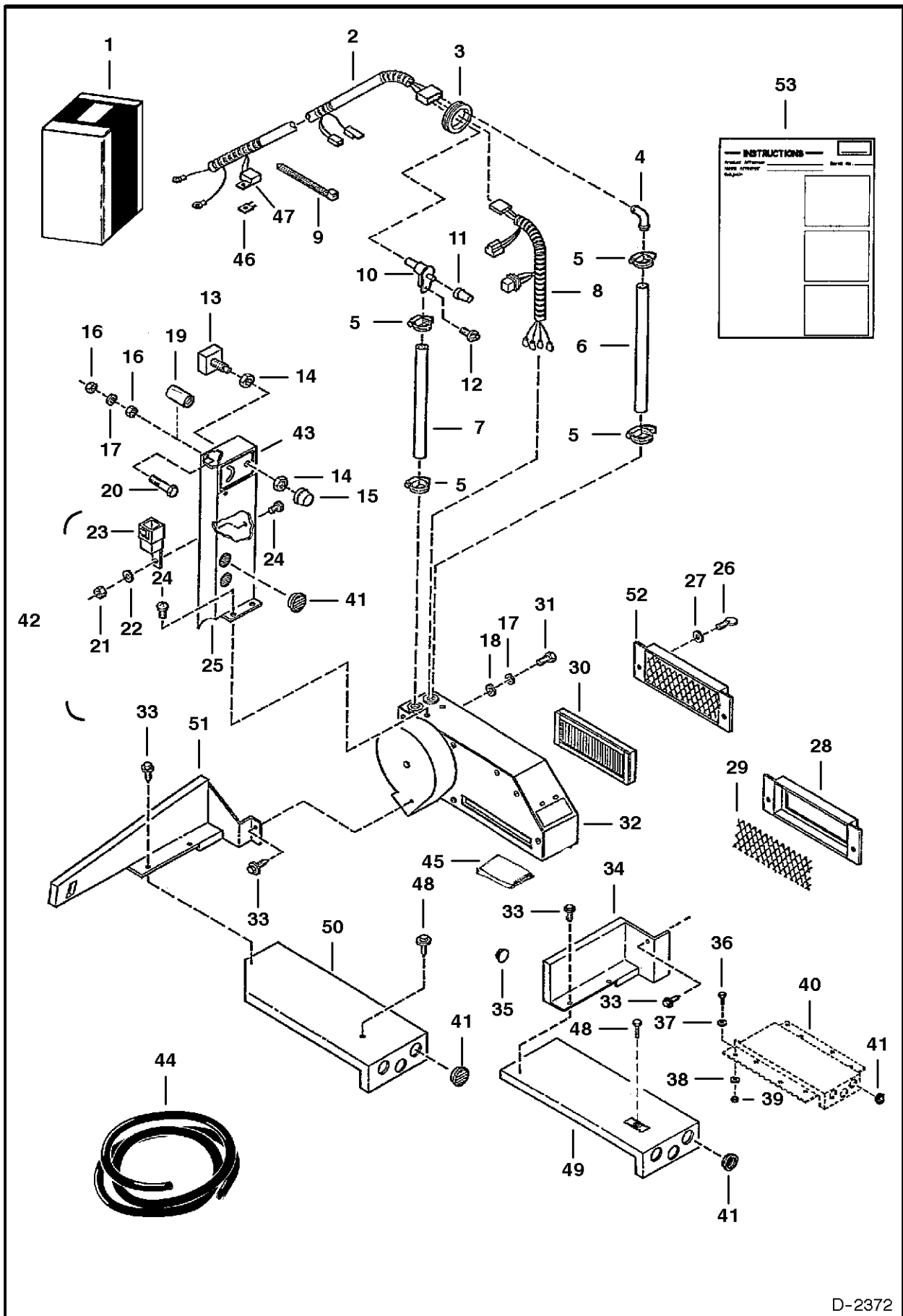
HANDLE KITS



HANDLE KITS

| Ref.N° | Part N° | Description | Remarks | Serial N° | Qty. |
|--------|---------|--------------|--|-----------|------|
| 1 | 6706565 | KIT | Ref. HANDLE KITS(5) & HANDLE KITS(18) | | 1 |
| 2 | 6706566 | KIT | Ref. HANDLE KITS(6) - HANDLE KITS(10) & HANDLE KITS(18) | | 1 |
| 3 | 6706567 | KIT | R.H. - Ref. HANDLE KITS(7) - HANDLE KITS(13) & HANDLE KITS(18) | | 1 |
| 4 | 6706568 | KIT | L.H. - Ref. HANDLE KITS(7) - HANDLE KITS(10) & HANDLE KITS(14) - HANDLE KITS(18) | | 1 |
| 5 | 6705920 | HANDLE | blank | | 1 |
| 6 | 6705921 | HANDLE ASSY. | 2 - switch | | 1 |
| 6 | 6640690 | PIN | | | 5 |
| 6 | 6641176 | SEAL | | | 5 |
| 7 | 6640699 | CONNECTOR | 3 - pin | | 1 |
| 8 | 6640700 | LOCK | 3 - pin | | 1 |
| 9 | 6641179 | CONNECTOR | 2 - pin | | 1 |
| 10 | 6641180 | LOCK | 2 - pin | | 1 |
| 11 | 6706340 | HANDLE ASSY. | R.H. deluxe - multi switch | | 1 |
| 11 | 6640690 | PIN | | | 9 |
| 11 | 6641176 | SEAL | | | 9 |
| 11 | 6677370 | DECAL | | | 1 |
| 12 | 6641173 | CONNECTOR | 6 - pin | | 1 |
| 13 | 6641181 | LOCK | 6 - pin | | 1 |
| 14 | 6707976 | HANDLE ASSY | L.H. deluxe - multi switch - Was 6705923 [A] | | 1 |
| 14 | 6640690 | PIN | | | 5 |
| 14 | 6640691 | PIN | | | 2 |
| 14 | 6641176 | SEAL | | | 7 |
| 14 | 6662257 | PIN | | | 3 |
| 14 | 6677370 | DECAL | | | 1 |
| 15 | 6641178 | CONNECTOR | 2 - pin | | 1 |
| 16 | 6664599 | CONNECTOR | 3 - pin triangle -Was 6664184 [B] | | 1 |
| 17 | 6664800 | LOCK | 3 - pin triangle -Was 6664186 [B] | | 1 |
| 18 | 6722759 | INSTRUCTIONS | | | 1 |

HEATER KIT (Fresh Air)



D-2372

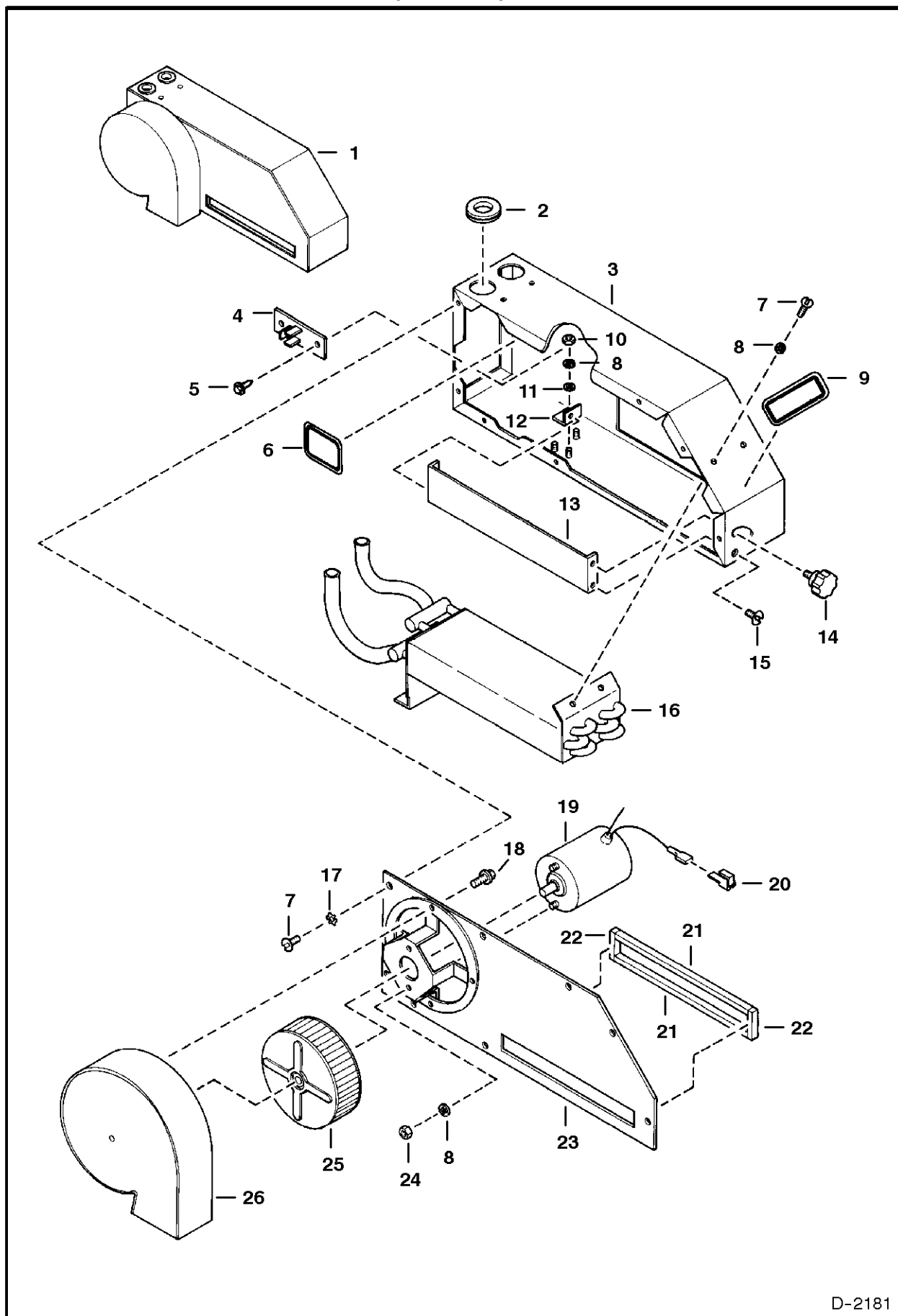
HEATER KIT

| Ref.N° | Part N° | Description | Remarks | Serial N° | Qty. |
|--------|---------|-------------|---|-----------|------|
| 1 | NAP | KIT | Ref. HEATER KIT(2)-HEATER KIT(49) & HEATER KIT(53) -Was 6709836 [A] | | 1 |
| 1 | 6713379 | KIT | Ref. HEATER KIT(2)-HEATER KIT(18), HEATER KIT(20)-HEATER KIT(27), HEATER KIT(30)-HEATER KIT(33), HEATER KIT(36)-HEATER KIT(39), | | 1 |
| 2 | 6660894 | HARNESS | W/Ref. HEATER KIT(46) & HEATER KIT(47) | | 1 |
| 3 | 6512067 | GROMMET | | | 1 |
| 4 | 6660879 | ELBOW | | | 1 |
| 5 | 42H-10 | CLAMP | worm gear | | 4 |
| 5 | 5HM-24 | CLAMP | constant tension | | 4 |
| 6 | NAP | HOSE | '17'(431,8 mm) long -Order Ref. HEATER KIT(44) | | 1 |
| 7 | NAP | HOSE | '19'(482,6 mm) long -Order Ref. HEATER KIT(44) | | 1 |
| 8 | 6660892 | HARNESS | | | 1 |
| 9 | 6660883 | TIE | | | 6 |
| 10 | 6654191 | VALVE | | | 1 |
| 11 | 6660881 | KNOB | water valve | | 1 |
| 12 | 6660884 | SCREW | | | 1 |
| 13 | 6660659 | SWITCH | fan | | 1 |
| 14 | 6624435 | NUT | | | 2 |
| 14 | 6624435 | NUT | For Ref. HEATER KIT(1) (6713379 Heater Kit) | | 2 |
| 15 | 6660822 | KNOB | | | 1 |
| 16 | 61D-4 | NUT | | | 6 |
| 16 | 6670142 | NUT | For Ref. HEATER KIT(1) (6713379 Heater Kit) | | 2 |
| 17 | 4E-4 | WASHER | | | 5 |
| 18 | 25E-14 | WASHER | | | 5 |
| 19 | 6660893 | SPACER | For Ref. HEATER KIT(1) (NAP/6709836 Heater Kit) | | 2 |
| 20 | 17C-424 | BOLT | Used W/Ref. HEATER KIT(19) | | 2 |
| 20 | 17C-416 | BOLT | Used W/O Ref. HEATER KIT(19) | | 2 |
| 20 | 6670144 | BOLT | For Ref. HEATER KIT(1) (6713379 Heater Kit) | | 2 |
| 21 | 6641065 | NUT | | | 1 |
| 22 | 6641072 | WASHER | | | 1 |
| 23 | 6651975 | SOLENOID | relay | | 1 |
| 24 | 6641066 | SCREW | | | 2 |
| 25 | 6660864 | COVER | W/O vent holes | | 1 |
| 25 | 6850026 | COVER | Also Order (2) Ref. HEATER KIT(41) | | 1 |
| 26 | 6660930 | THUMBSCREW | | | 2 |
| 27 | 25E-10 | WASHER | | | 2 |
| 28 | NAP | COVER | Order Ref. HEATER KIT(52) - Was 6660886 [A] | | 1 |
| 29 | NAP | SCREEN | Order Ref. HEATER KIT(52) - Was 6660891 [A] | | 1 |
| 30 | 6660880 | FILTER | | | 1 |
| 31 | 17C-412 | BOLT | | | 3 |
| 32 | | HEATER | See Page HEATER(1) | | 1 |
| 33 | 6705792 | SCREW | | | 3 |
| 34 | 6660888 | VENT | side-use W/2.32'(58,9 mm) wide heater blower housing-For Ref. HEATER KIT(1) (NAP/6709836 Heater Kit) | | 1 |
| 34 | 6708914 | VENT | side-use W/1.95'(49,5 mm) wide heater blower housing-For Ref. HEATER KIT(1) (NAP/6709836 Heater Kit) | | 1 |
| 35 | 6657719 | PLUG | | | 1 |
| 36 | 17C-516 | BOLT | | | 2 |
| 37 | 25E-16 | WASHER | | | 2 |
| 38 | 4E-5 | WASHER | | | 2 |

HEATER KIT

| Ref.N° | Part N° | Description | Remarks | Serial N° | Qty. |
|--------|----------|--------------|---|-----------|------|
| 39 | 61D-5 | NUT | | | 2 |
| 40 | NAP | DUCT | 'Order Ref. HEATER KIT(49) - For Ref. HEATER KIT(1) (NAP/ 6709836 Heater Kit) - Was 6665220 [A] | | 1 |
| 41 | 6660885 | LOUVER | | | 5 |
| 42 | 6660890 | COVER ASSY. | Ref. HEATER KIT(21)-HEATER KIT(23), HEATER KIT(25) & HEATER KIT(43) | | 1 |
| 43 | 6660865 | DECAL | fan & valve | | 1 |
| 44 | 889269 | HOSE | bulk - Sold Per Foot | | x |
| 45 | NAP | MOULDING | | | 1 |
| 46 | 6702444 | FUSE | 25 amp | | 1 |
| 47 | 6657306 | CAP | fuse | | 1 |
| 48 | 84G-3120 | BOLT | | | 1 |
| 49 | 6711732 | DUCT | under seat - 'For Ref. HEATER KIT(1) (NAP/ 6709836 Heater Kit) | | 1 |
| 50 | 6669652 | DUCT | under seat - 'For Ref. HEATER KIT(1) (6713379 Heater Kit) - Also Order (3) of Ref. HEATER KIT(41) | | 1 |
| 51 | 6669650 | VENT | side - 'For Ref. HEATER KIT(1) (6713379 Heater Kit) | | 1 |
| 52 | 6674151 | COVER | | | 1 |
| 53 | 6724384 | INSTRUCTIONS | Was 6722058 [B] | | 1 |

HEATER (Fresh Air)

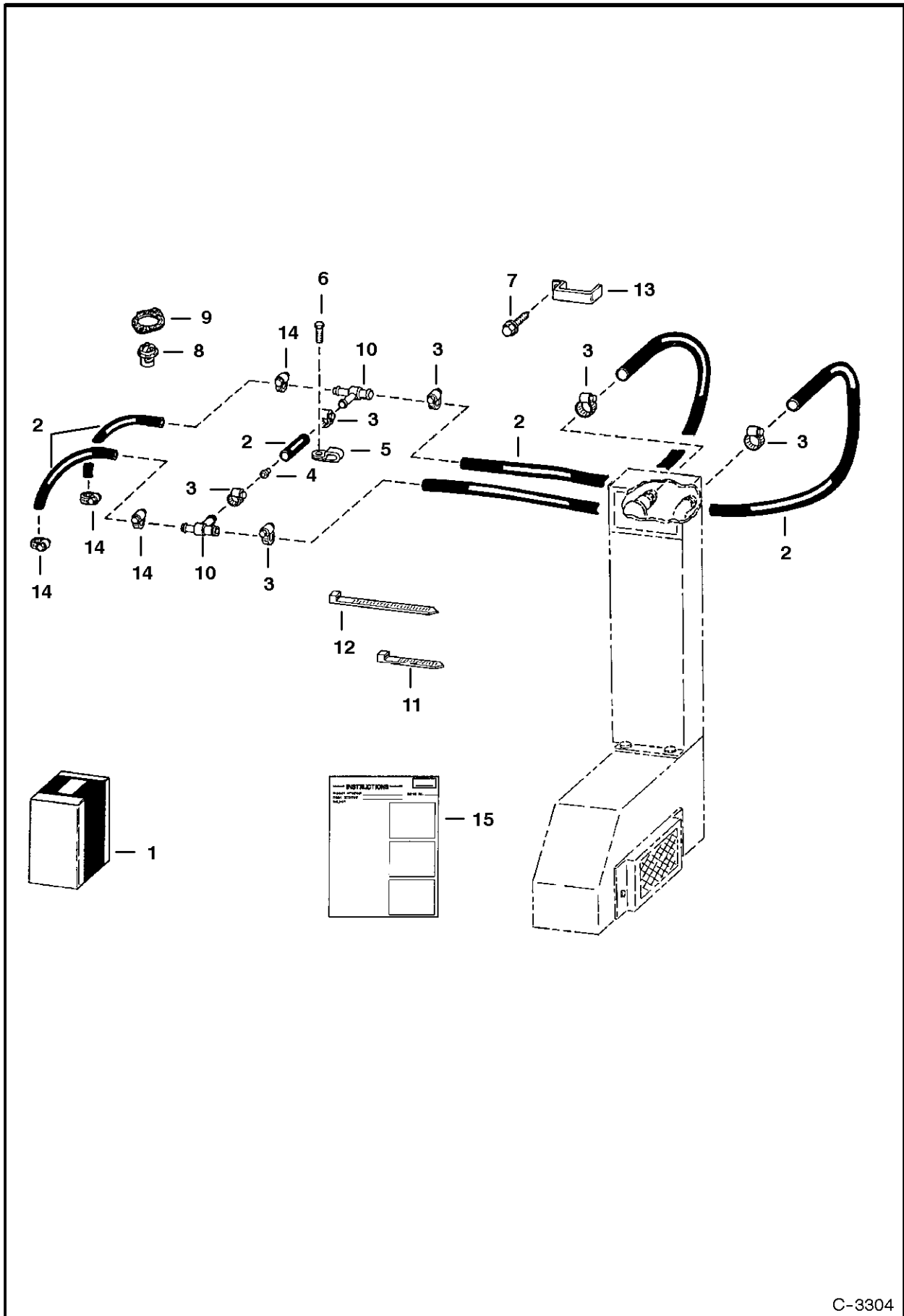


D-2181

HEATER

| Ref.N° | Part N° | Description | Remarks | Serial N° | Qty. |
|--------|---------|-------------|--|-----------|------|
| 1 | NAP | HEATER | Ref. HEATER(2)-HEATER(26) - 2.32'(58,9mm) wide- Order 6667183inD1}2 Heater & 6708914inD1}S Vent - Was 6664414 [A] | | 1 |
| 1 | 6667183 | HEATER | Ref. HEATER(2)-HEATER(26) - 'This heater has a 1.95'(49,5 mm) wide blower housing, Ref. HEATER(26)) - This narrower housing all | | 1 |
| 1 | 6669689 | HEATER | Ref. HEATER(2)-HEATER(26) - W/rear hole in blower wheel housing | | 1 |
| 2 | 6641056 | GROMMET | | | 2 |
| 3 | 6660874 | HOUSING | heater - 'If Ref. HEATER(16), 2.50'(63,5 mm) thick heater core, is used in this older heater housing, drill two holes above ex | | 1 |
| 3 | 6664806 | HOUSING | heater - 18.3'(464,8 mm) long | | 1 |
| 4 | 6632584 | RESISTOR | | | 1 |
| 5 | 6705792 | SCREW | | | 3 |
| 6 | 6660656 | DECAL | wiring schematic | | 1 |
| 7 | 6641066 | SCREW | | | 10 |
| 8 | 6641072 | WASHER | | | 7 |
| 9 | 6660868 | DECAL | recirculation | | 1 |
| 10 | 6641065 | NUT | | | 3 |
| 11 | 25E-10 | WASHER | | | 3 |
| 12 | 6660873 | BRACKET | door | | 1 |
| 13 | 6660872 | DOOR | | | 1 |
| 13 | 6664808 | DOOR | 10.5'(266,7 mm) long | | 1 |
| 14 | 6660869 | KNOB | | | 1 |
| 15 | 6648470 | SCREW | | | 1 |
| 16 | NAP | CORE | Order 6670140inD1} Core & redrill holes in Ref. HEATER(3) - Was 6660866 [A] | | 1 |
| 16 | 6670140 | CORE | 2.5'(63,5 mm) thick | | 1 |
| 17 | 12E-10 | WASHER | | | 8 |
| 18 | 6641062 | SCREW | | | 4 |
| 19 | 6660876 | MOTOR | | | 1 |
| 20 | 6660654 | CONNECTOR | | | 1 |
| 21 | 6660877 | MOULDING | | | 1 |
| 22 | 6660878 | MOULDING | | | 1 |
| 23 | 6660875 | COVER | | | 1 |
| 23 | 6664807 | COVER | 18.4'(467,4 mm) long - 1.40' (35,6 mm) wide | | 1 |
| 23 | 6667567 | COVER | 18.4 '(467,4 mm) long - 1.125' (28,6 mm) wide | | 1 |
| 24 | 6641073 | NUT | | | 2 |
| 25 | NAP | BLOWER | 1.75'(44,4 mm) wide - Order '6667565inD1} Blower- Was 6660867 [A] | | 1 |
| 25 | 6667565 | BLOWER | 1.50'(38,1 mm) wide | | 1 |
| 26 | 6660871 | HOUSING | blower - 2.32'(58,9 mm) wide - For Ref. HEATER(1) (6667183 Heater) | | 1 |
| 26 | 6667566 | HOUSING | blower - 1.95'(49,5 mm) wide - For Ref. HEATER(1) (6667183 Heater) | | 1 |
| 26 | 6850027 | HOUSING | blower - W/rear hole - For Ref. HEATER(1) (6669689 Heater) | | 1 |

HEATER PLUMBING KIT (Fresh Air)

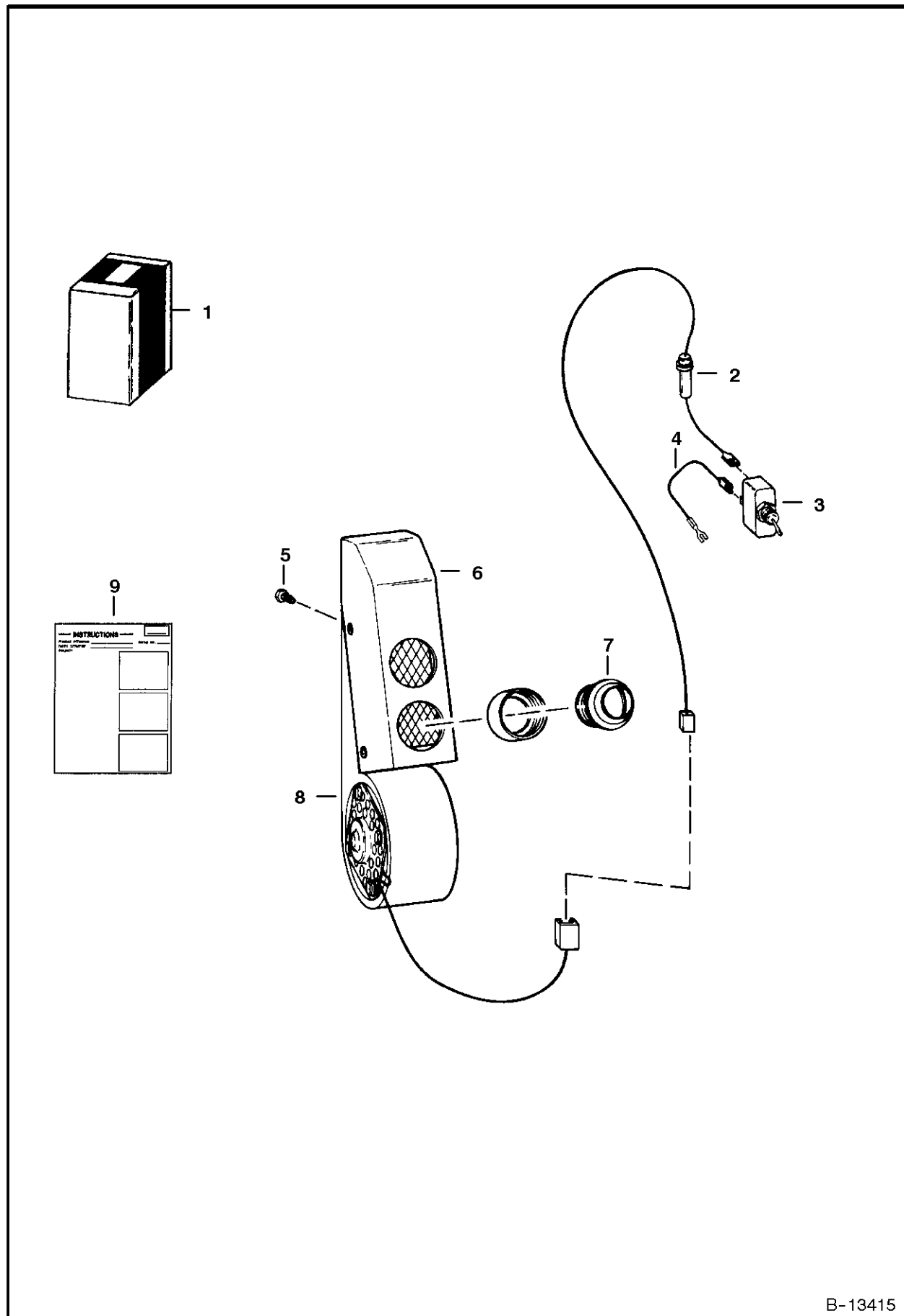


C-3304

HEATER PLUMBING KIT

| Ref.N° | Part N° | Description | Remarks | Serial N° | Qty. |
|--------|----------|--------------|---|-----------|------|
| 1 | 6660777 | KIT | Ref. HEATER PLUMBING KIT(2) - HEATER PLUMBING KIT(15) - For Heater Kit See Page HEATER KIT(1) | | 1 |
| 2 | 889269 | HOSE | bulk - Sold Per Foot | | x |
| 3 | 42H-10 | CLAMP | worm gear | | 10 |
| 3 | 5HM-24 | CLAMP | constant tension | | 6 |
| 4 | 6585223 | ORIFICE | | | 1 |
| 5 | 30H-50 | CLAMP | | | 1 |
| 6 | 1CM-820 | BOLT | | | 1 |
| 7 | 84G-3712 | BOLT | | | 1 |
| 8 | 6630184 | THERMOSTAT | 180/_-203/_F | | 1 |
| 9 | 6666790 | GASKET | Was 3974693 [A] | | 1 |
| 10 | 6648485 | TEE | Was 6564697 [A] | | 2 |
| 11 | 6660883 | TIE | | | 10 |
| 12 | 6624289 | STA-STRAP | | | 1 |
| 13 | 6660795 | GUIDE | | | 1 |
| 14 | 5HM-20 | CLAMP | constant tension | | 4 |
| 15 | 6722058 | INSTRUCTIONS | | | 1 |

HEATER KIT

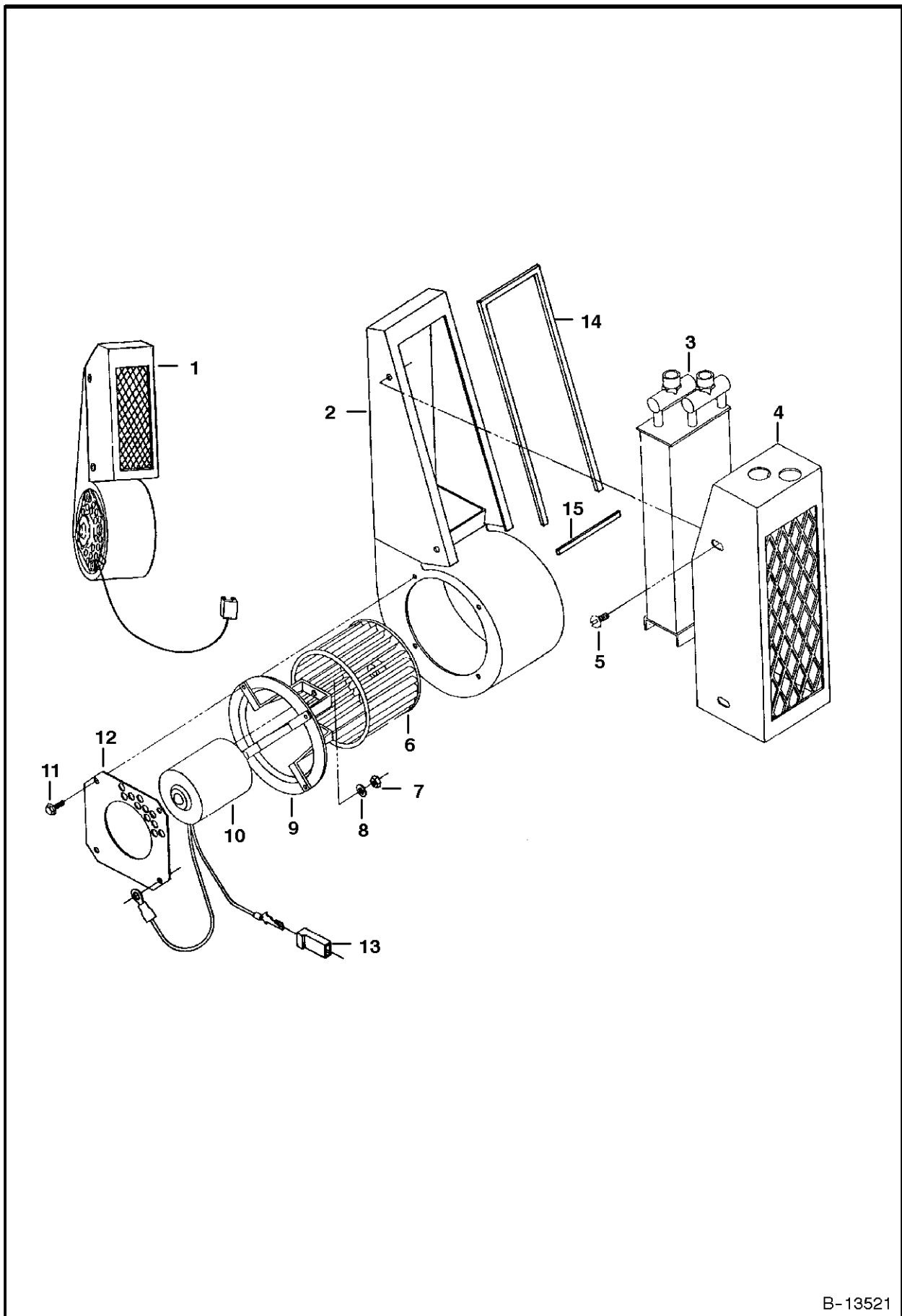


B-13415

HEATER KIT

| Ref.N° | Part N° | Description | Remarks | Serial N° | Qty. |
|--------|---------|--------------|--|-----------|------|
| 1 | 6703046 | KIT | Ref. HEATER KIT(2)-HEATER KIT(9) - For Heater Plumbing Kit See Page HEATER PLUMBING KIT(1) | | 1 |
| 2 | 6703041 | WIRE | fused | | 1 |
| 3 | 6515521 | SWITCH | | | 1 |
| 4 | 6564517 | WIRE | | | 1 |
| 5 | 17C-412 | BOLT | | | 3 |
| 6 | 6702975 | VENT | | | 1 |
| 7 | 6632587 | BALL | louvered | | 2 |
| 8 | 6658693 | HEATER | See Page HEATER(1) | | 1 |
| 9 | 6720656 | INSTRUCTIONS | | | 1 |

HEATER

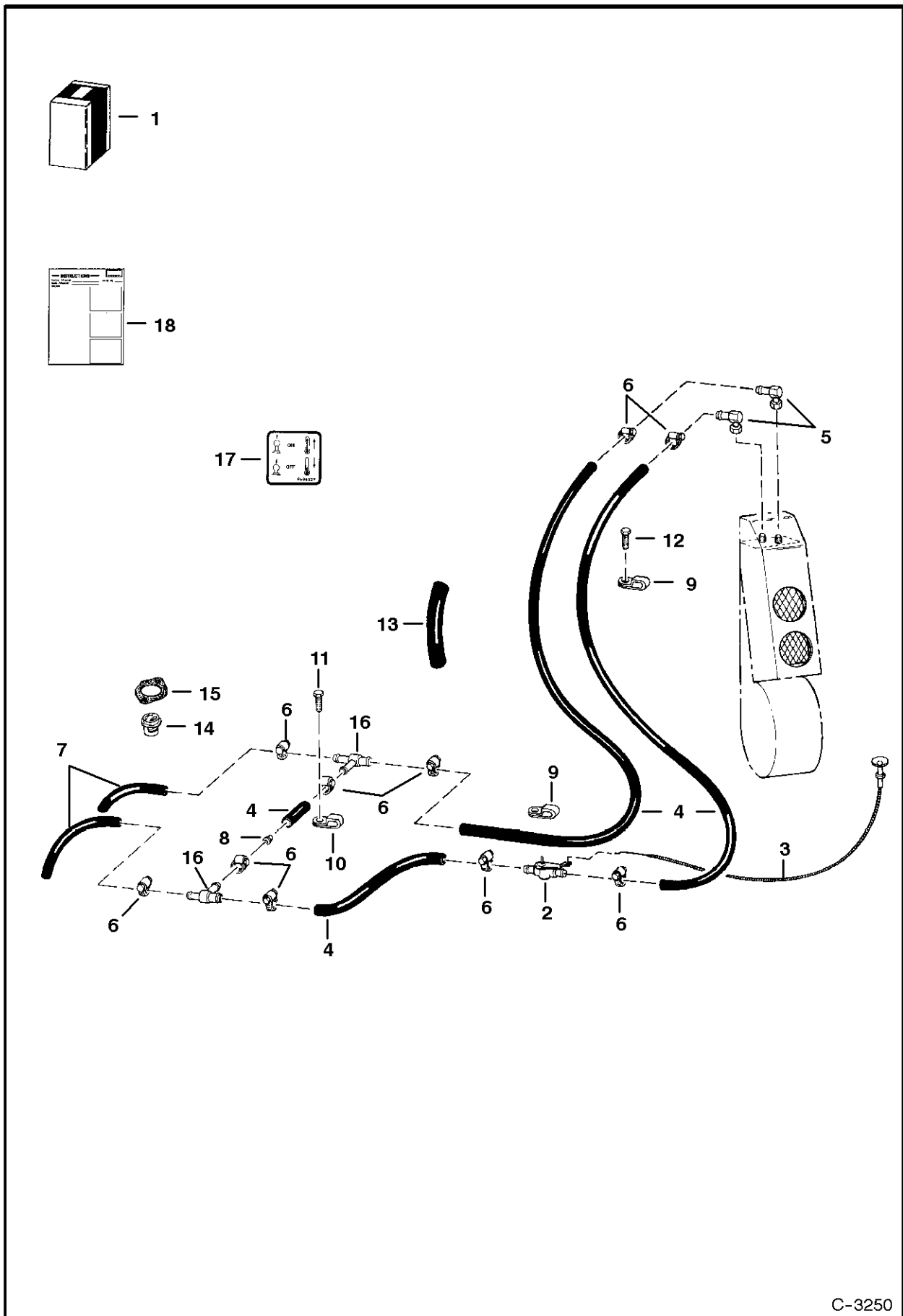


B-13521

HEATER

| Ref.N° | Part N° | Description | Remarks | Serial N° | Qty. |
|--------|---------|-------------|---------|-----------|------|
| 1 | 6658693 | HEATER | | | 1 |
| 2 | 6648469 | HOUSING | | | 1 |
| 3 | 6648471 | CORE | | | 1 |
| 4 | 6648472 | COVER | | | 1 |
| 5 | 6648470 | SCREW | | | 4 |
| 6 | 6648468 | FAN | | | 1 |
| 7 | 6641073 | NUT | | | 2 |
| 8 | 6641072 | WASHER | | | 2 |
| 9 | 6648467 | BRACKET | | | 1 |
| 10 | 6648466 | MOTOR | | | 1 |
| 11 | 6641062 | SCREW | | | 4 |
| 12 | 6659890 | SHIELD | | | 1 |
| 13 | 6648460 | CONNECTOR | | | 1 |
| 14 | 6659891 | MOULDING | | | 1 |
| 15 | 6659892 | MOULDING | | | 1 |

HEATER PLUMBING KIT

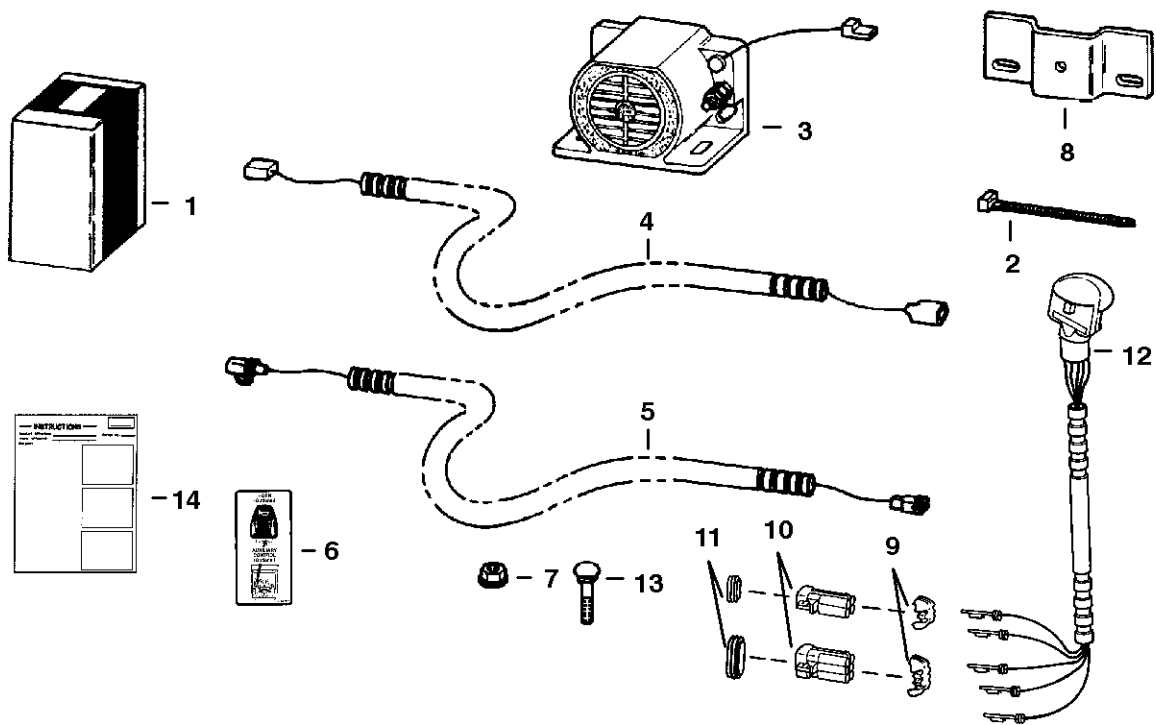


C-3250

HEATER PLUMBING KIT

| Ref.N° | Part N° | Description | Remarks | Serial N° | Qty. |
|--------|----------|--------------|---|-----------|------|
| 1 | 6703045 | KIT | Ref. HEATER PLUMBING KIT(2) - HEATER PLUMBING KIT(18) - For Heater Kit See Page HEATER KIT(1) | | 1 |
| 2 | 6648483 | VALVE | | | 1 |
| 3 | 6648482 | CABLE | | | 1 |
| 4 | 889269 | HOSE | bulk - Sold Per Foot | | x |
| 5 | 6648474 | ELBOW | | | 2 |
| 5 | 6648475 | O-RING | | | 2 |
| 6 | 42H-10 | CLAMP | | | 10 |
| 7 | 6565977 | HOSE | bulk - Sold Per Foot | | x |
| 8 | 6585223 | ORIFICE | | | 1 |
| 9 | 31H-52 | CLIP | | | 2 |
| 10 | 30H-50 | CLAMP | | | 1 |
| 11 | 1CM-820 | BOLT | | | 1 |
| 12 | 84G-3712 | BOLT | | | 1 |
| 13 | 6652367 | HOSE | bulk - Sold Per Foot | | x |
| 14 | 6630184 | THERMOSTAT | See Page WATER FLANGE & THERMOSTAT(1) | | 1 |
| 15 | 6666790 | GASKET | | | 1 |
| 16 | 6648485 | TEE | | | 2 |
| 17 | 6564527 | DECAL | | | 1 |
| 18 | 6720656 | INSTRUCTIONS | | | 1 |

HORN KIT



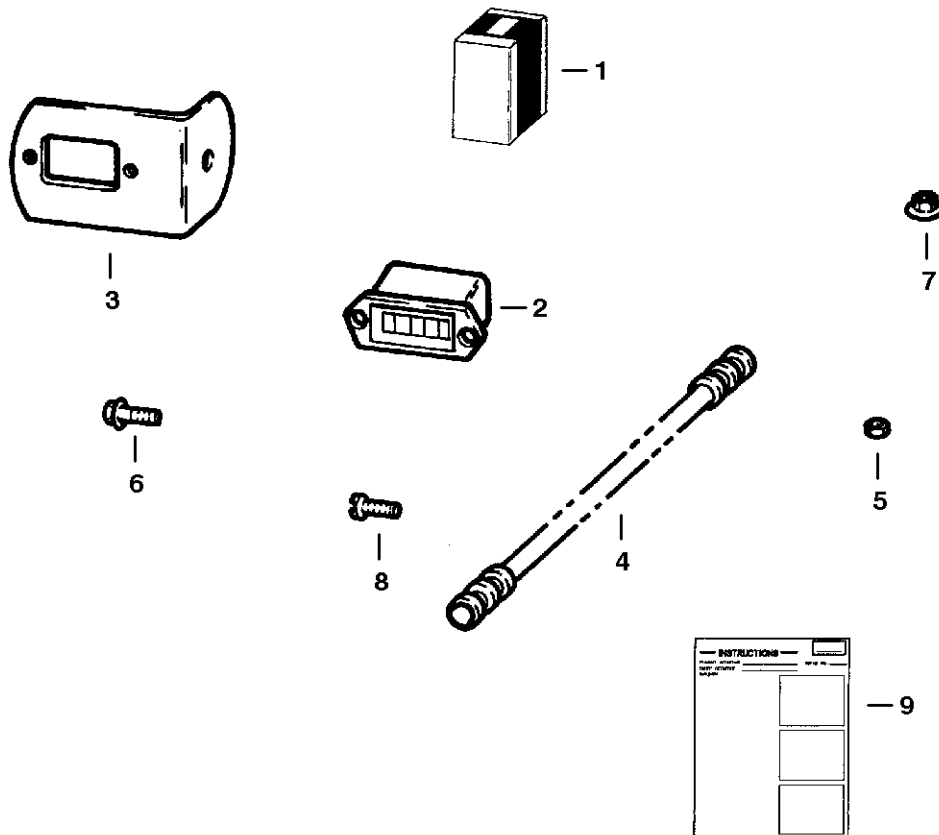
NOTE: This kit required for all loaders equipped W/blank left hand control lever handle.

B-17256

HORN KIT

| Ref.N° | Part N° | Description | Remarks | Serial N° | Qty. |
|--------|----------|--------------|---|-----------|------|
| 1 | 6706679 | HORN KIT | Ref. HORN KIT(2) - HORN KIT(14) - SEE NOTE | | 1 |
| 2 | 6610510 | NYLON TIE | | | 2 |
| 3 | 6660294 | HORN | | | 1 |
| 4 | 6701961 | HARNESS | 113'(2870,2 mm) long - Used W/Cobra style handles - Not required W/BICS | | 1 |
| 5 | 6704408 | HARNESS | 54'(1371,6 mm) long - Not required W/BICS | | 1 |
| 6 | 6703727 | DECAL | horn/aux. | | 1 |
| 7 | 59D-4 | NUT | | | 2 |
| 8 | 6704641 | MOUNT | | | 1 |
| 9 | 6641180 | LOCK | 2 - pin | | 2 |
| 9 | 6640700 | LOCK | 3 - pin | | 2 |
| 10 | 6641179 | CONNECTOR | 2 - pin | | 2 |
| 10 | 6640699 | CONNECTOR | 3 - pin | | 2 |
| 11 | 6649683 | SEAL | For use W/2 - pin connector - Not in Kit | | 1 |
| 11 | 6659553 | SEAL | For use W/3 - pin connector - Not in Kit | | 1 |
| 12 | 6705921 | HANDLE ASSY. | | | 1 |
| 12 | 6640690 | PIN | | | 5 |
| 12 | 6641176 | SEAL | | | 5 |
| 13 | 84G-2516 | BOLT | | | 2 |
| 14 | 6720761 | INSTRUCTIONS | | | 1 |

HOURLMETER KIT

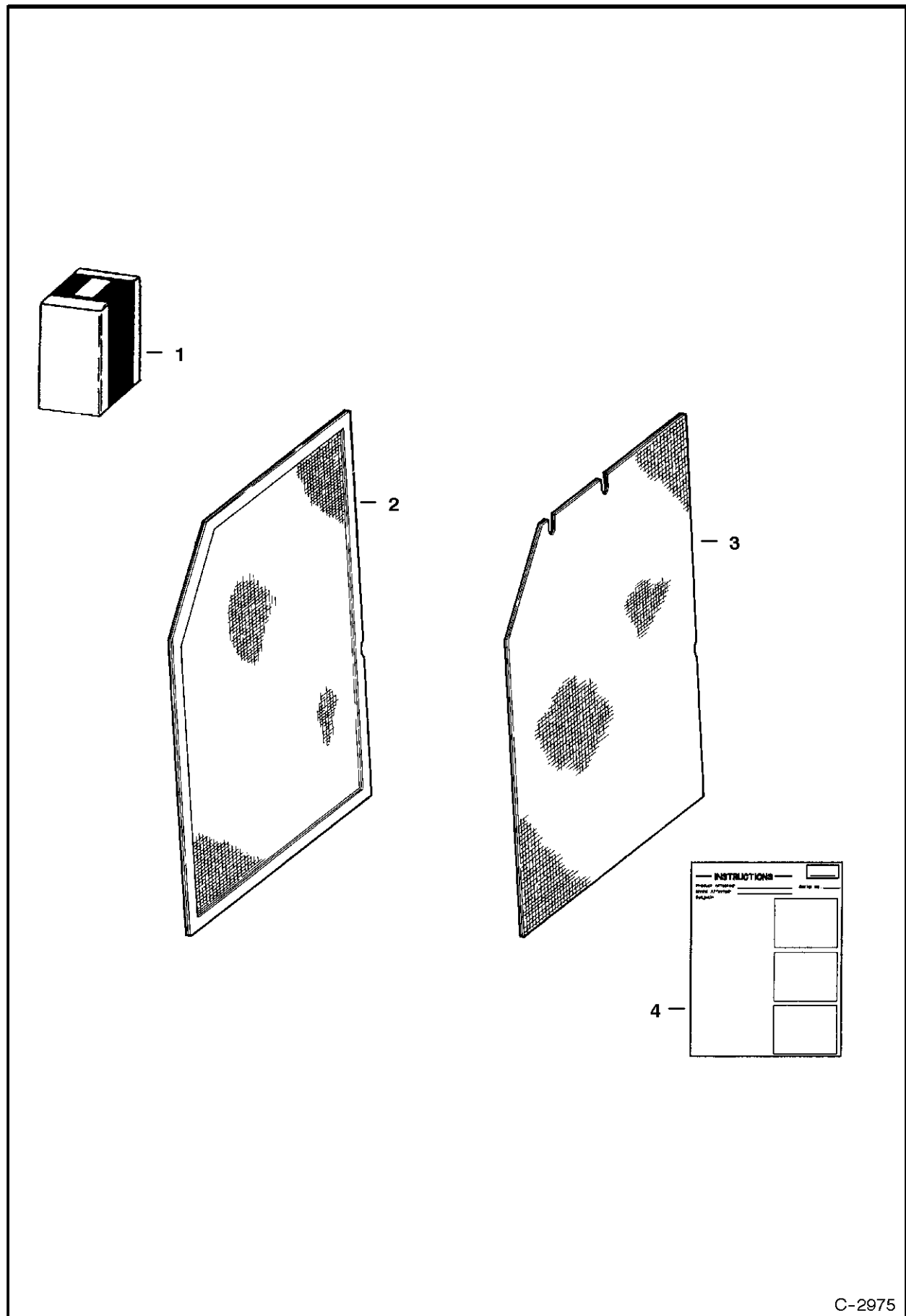


B-13086

HOURMETER KIT

| Ref.N° | Part N° | Description | Remarks | Serial N° | Qty. |
|--------|---------|--------------|--|-----------|------|
| 1 | 6700229 | KIT | Ref. HOURMETER KIT(2)-HOURMETER KIT(9) | | 1 |
| 2 | 6664886 | HOURMETER | | | 1 |
| 3 | 6552906 | BRACKET | | | 1 |
| 4 | 6700228 | HARNESS | | | 1 |
| 5 | 12D-6 | NUT | | | 2 |
| 6 | 35C-716 | BOLT | | | 1 |
| 7 | 55D-7 | NUT | | | 1 |
| 8 | 85G-608 | SCREW | | | 2 |
| 9 | 6720451 | INSTRUCTIONS | | | 1 |

INSECT SCREEN KIT

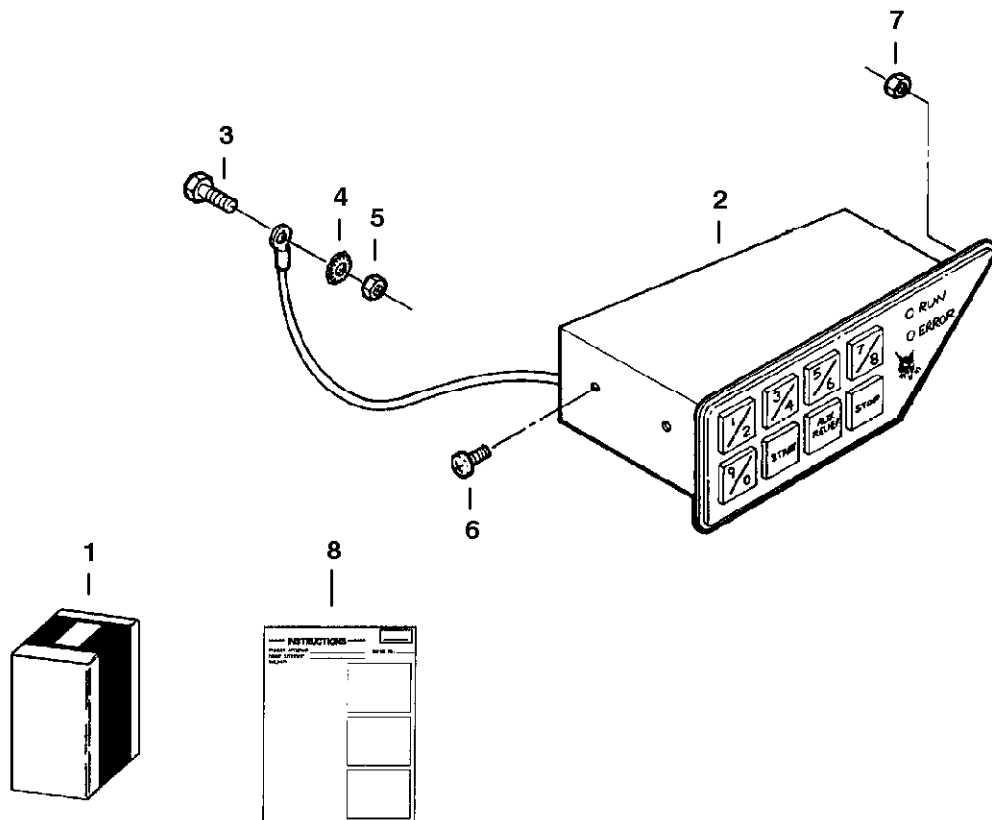


C-2975

INSECT SCREEN KIT

| Ref.N° | Part N° | Description | Remarks | Serial N° | Qty. |
|--------|---------|--------------|--|-----------|------|
| 1 | NAP | KIT | insect screen - Ref. INSECT SCREEN KIT(2) - INSECT SCREEN KIT(4) - Was 6571597 [A] | | 1 |
| 2 | NAP | SCREEN | insect - R.H. - Was 6569935 [A] | | 1 |
| 3 | NAP | SCREEN | insect - L.H. - Was 6569936 [A] | | 1 |
| 4 | 6570223 | INSTRUCTIONS | | | 1 |

KEYLESS IGNITION

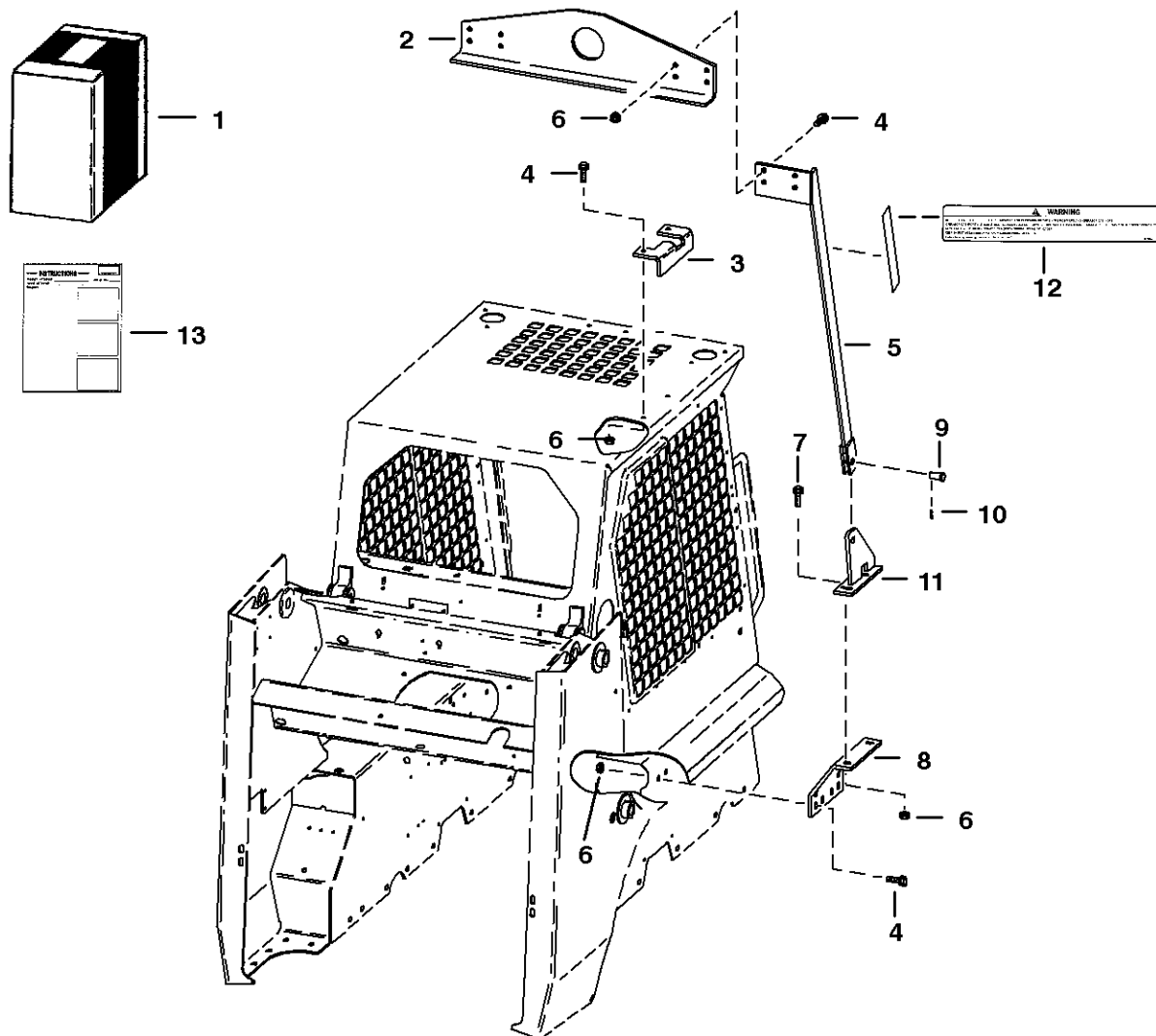


B-14598

KEYLESS IGNITION

| Ref.N° | Part N° | Description | Remarks | Serial N° | Qty. |
|--------|---------|--------------|---|-----------|------|
| 1 | NAP | KIT | Keyless Ignition - W/Ref. KEYLESS IGNITION(2)- KEYLESS IGNITION(8) - Was 6712972 [A] | | 1 |
| 2 | NSS | MODULE | Order Ref. KEYLESS IGNITION(1) | | 1 |
| 3 | 35C-410 | BOLT | | | 1 |
| 4 | 6E-4 | WASHER | Star | | 1 |
| 5 | 83D-4 | NUT | | | 1 |
| 6 | 87G-806 | BOLT | | | 2 |
| 7 | 12D-6 | NUT | | | 1 |
| 8 | 6724586 | INSTRUCTIONS | | | 1 |

LIFT KIT (Single Point)

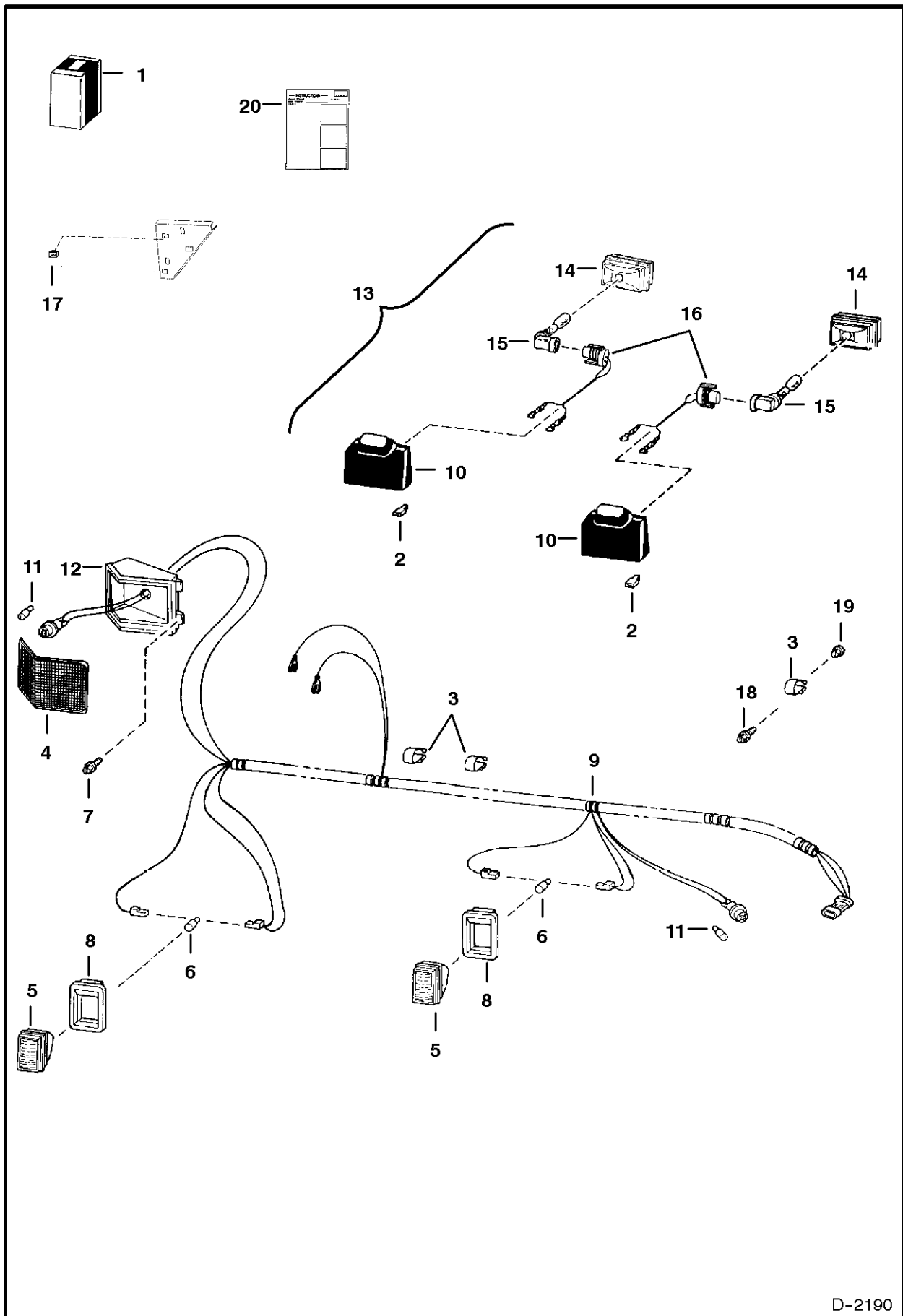


TS-1087

LIFT KIT

| Ref.N° | Part N° | Description | Remarks | Serial N° | Qty. |
|--------|---------|--------------|---------------------------------|-----------|------|
| 1 | 6704153 | KIT | Ref. LIFT KIT(2) - LIFT KIT(13) | | 1 |
| 2 | 6567827 | ANGLE | | | 1 |
| 3 | 6704154 | BRACKET | L.H. | | 1 |
| 3 | 6704148 | BRACKET | R.H. | | 1 |
| 4 | 31C-824 | BOLT | | | 16 |
| 5 | 6704146 | BRACKET | R.H. | | 1 |
| 5 | 6704147 | BRACKET | L.H. | | 1 |
| 6 | 57D-8 | NUT | | | 20 |
| 7 | 31C-828 | BOLT | | | 4 |
| 8 | 6704149 | BRACKET | | | 2 |
| 9 | 6567838 | PIN | | | 2 |
| 10 | 1320075 | COTTER PIN | | | 2 |
| 11 | 6704151 | BRACKET | | | 2 |
| 12 | 6704786 | DECAL | warning | | 2 |
| 13 | 6722105 | INSTRUCTIONS | | | 1 |

LIGHT KIT **(Front & Rear) (Two Pc. Rear Door)**

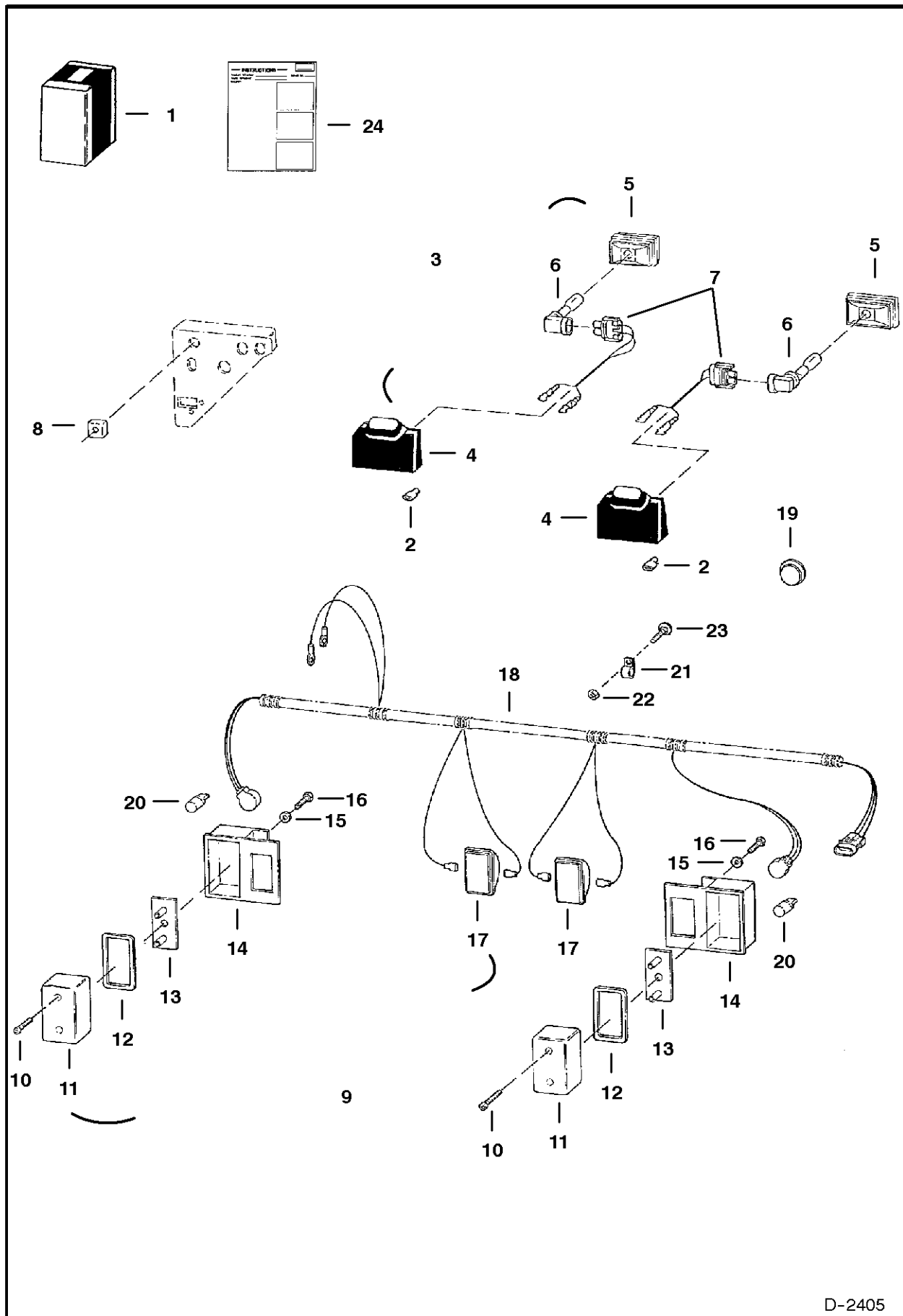


D-2190

LIGHT KIT

| Ref.N° | Part N° | Description | Remarks | Serial N° | Qty. |
|--------|---------|--------------|--|-----------|------|
| 1 | 6707663 | LIGHT KIT | front & rear - Ref. LIGHT KIT(2)-LIGHT KIT(16) & LIGHT KIT(20) | | 1 |
| 2 | 6519548 | CONNECTOR | | | 4 |
| 3 | 30H-35 | CLIP | | | 4 |
| 4 | 6703797 | LENS | | | 2 |
| 5 | 6665922 | LAMP | W/Ref. LIGHT KIT(6) - Was 6661353 [B] | | 2 |
| 5 | 6665431 | SOCKET | threaded bulb | | 2 |
| 6 | 898731 | LIGHT BULB | light | | 2 |
| 7 | 6706517 | SCREW | self tapping - Was 6704400 [A] | | 8 |
| 8 | 6703796 | MOUNT | | | 2 |
| 9 | 6707669 | HARNESS | lights | | 1 |
| 10 | 6578824 | HOUSING | rubber | | 2 |
| 11 | 6649481 | BULB | | | 2 |
| 12 | 6704362 | HOUSING | light | | 2 |
| 13 | 6577801 | LIGHT ASSY | Ref. LIGHT KIT(10) & LIGHT KIT(14)-LIGHT KIT(16) | | 2 |
| 14 | 6649478 | BULB HOUSING | bulb | | 2 |
| 15 | 6667934 | LIGHT BULB | Was 6650111 [A] | | 2 |
| 16 | 6578528 | HARNESS | light | | 2 |
| 17 | 6665410 | LIGHT SWITCH | light - See Page CAB ELECTRICAL CIRCUITRY(1) | | 1 |
| 18 | 17C-614 | BOLT | | | 1 |
| 19 | 83D-6 | NUT | | | 1 |
| 20 | 6900651 | INSTRUCTIONS | Was 6722198 [B] | | 1 |

LIGHT KIT (Front & Rear) (One Pc. Rear Door)

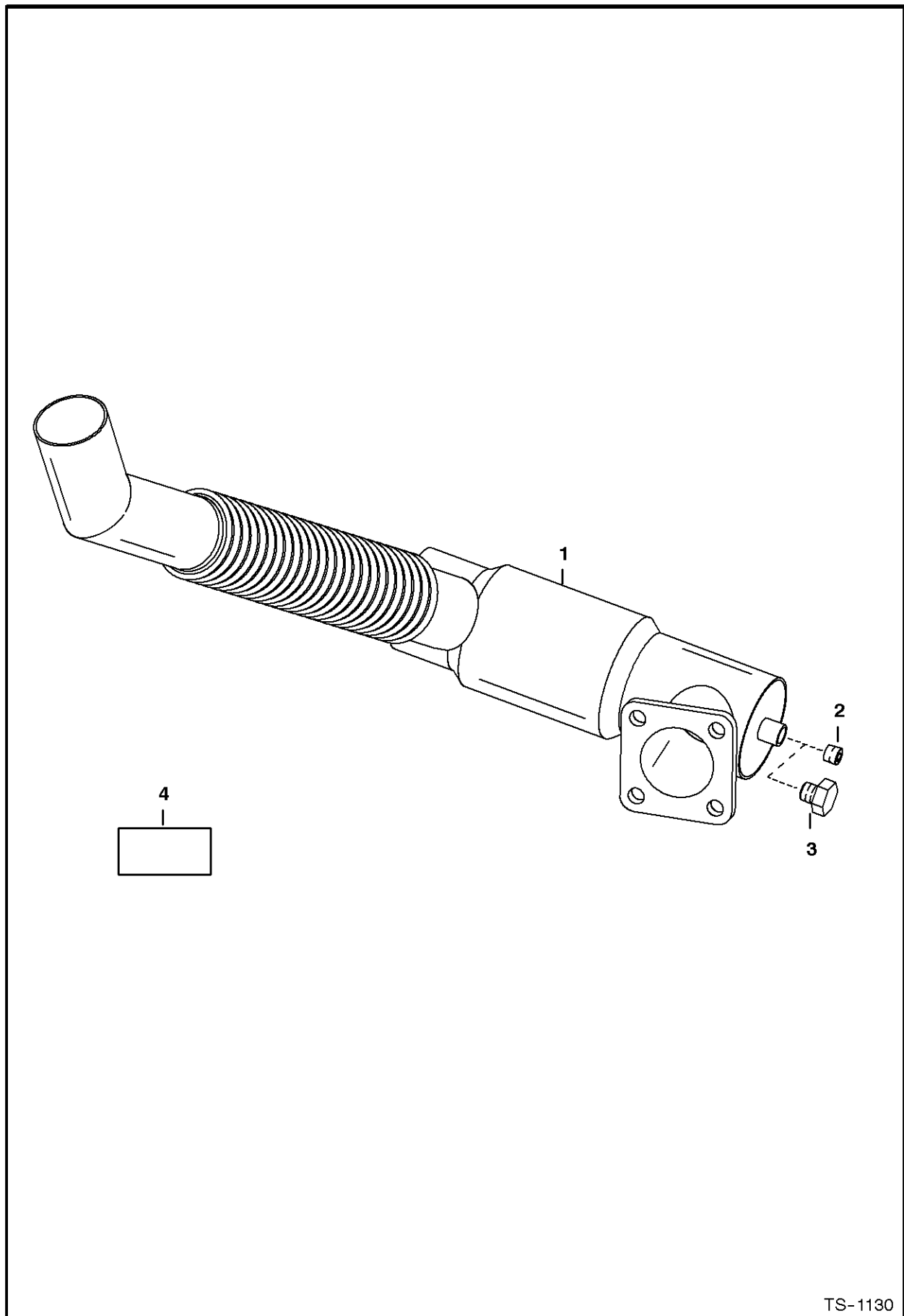


D-2405

LIGHT KIT

| Ref.N° | Part N° | Description | Remarks | Serial N° | Qty. |
|--------|---------|--------------|-------------------------------------|-----------|------|
| 1 | 6714985 | LIGHT KIT | W/Ref. LIGHT KIT(3) - LIGHT KIT(24) | | 1 |
| 2 | 6519548 | CONNECTOR | | | 4 |
| 3 | 6577801 | LIGHT ASSY | W/Ref. LIGHT KIT(4) - LIGHT KIT(7) | | 2 |
| 4 | 6578824 | HOUSING | lights | | 2 |
| 5 | 6649478 | BULB HOUSING | | | 2 |
| 6 | 6667934 | LIGHT BULB | | | 2 |
| 7 | 6578528 | HARNESS | light | | 2 |
| 8 | 6665410 | LIGHT SWITCH | | | 1 |
| 9 | 6670284 | LIGHT | Ref. LIGHT KIT(10) - LIGHT KIT(17) | | 2 |
| 10 | 6672273 | SCREW | | | 2 |
| 11 | 6672276 | LENS | red | | 2 |
| 12 | 6672275 | GASKET | | | 2 |
| 13 | 6672277 | BRACKET | | | 2 |
| 14 | 6672279 | MOUNT | rubber | | 2 |
| 15 | 6672272 | WASHER | | | 4 |
| 16 | 6672274 | SCREW | | | 4 |
| 17 | 6661353 | LIGHT ASSY | W/bulb - white | | 2 |
| 17 | 898731 | LIGHT BULB | | | 2 |
| 18 | 6714350 | HARNESS | | | 1 |
| 19 | 6718796 | PLUG | Was 6660646 [A] | | 1 |
| 20 | 6649481 | BULB | | | 2 |
| 21 | 30H-42 | CLAMP | | | 1 |
| 22 | 37C-512 | BOLT | | | 1 |
| 23 | 85D-5 | NUT | | | 1 |
| 24 | 6900653 | INSTRUCTIONS | Was 6722198 [B] | | 1 |

MUFFLER/PURIFIER KIT

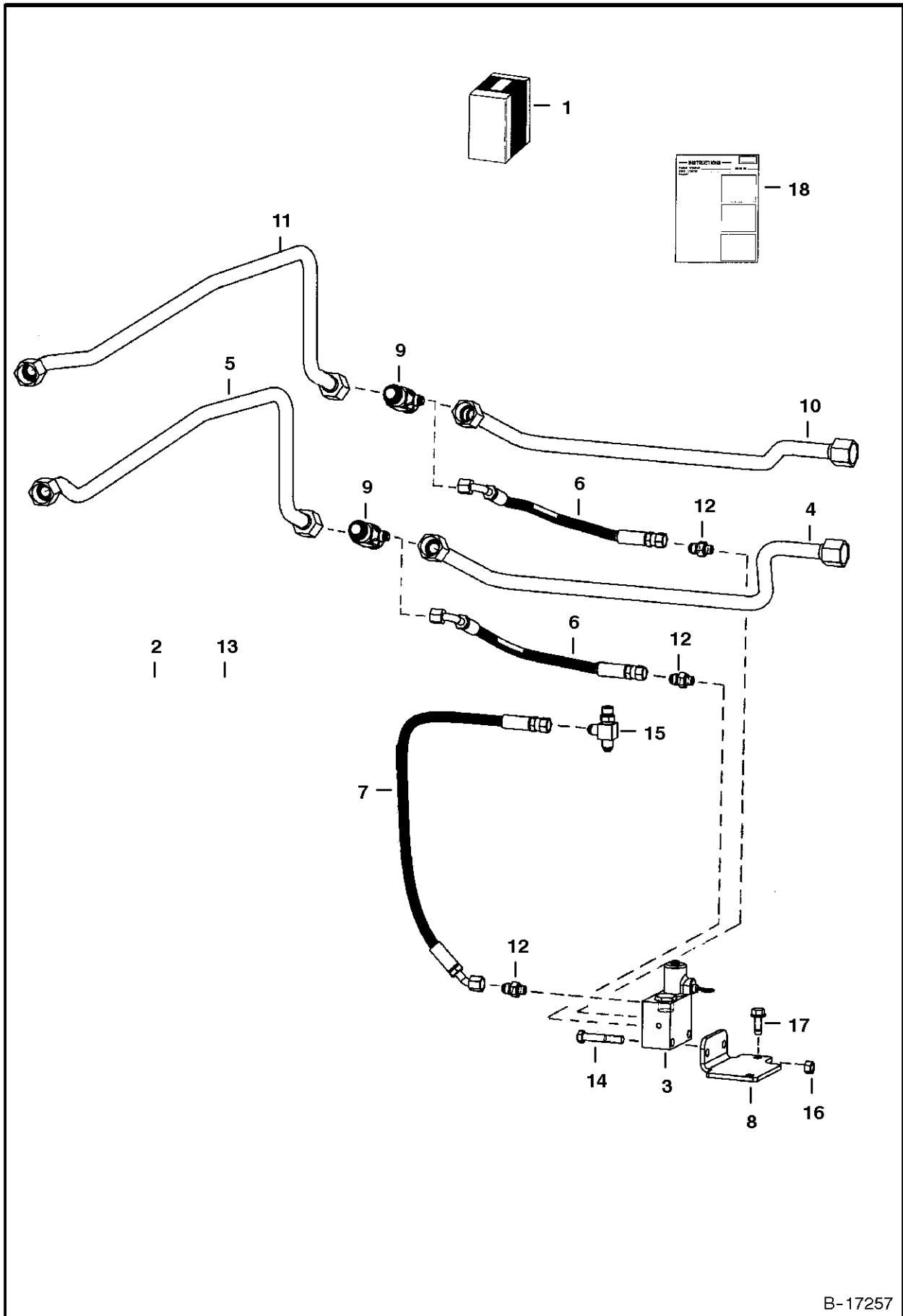


TS-1130

MUFFLER/PURIFIER KIT

| Ref.N° | Part N° | Description | Remarks | Serial N° | Qty. |
|--------|---------|-------------|--|-----------|------|
| 1 | 6661616 | MUFFLER | W/Ref. MUFFLER/PURIFIER KIT(2) | | 1 |
| 2 | NAP | PLUG | 1/8' brass Allen Head - Order Ref. MUFFLER/PURIFIER KIT(3) | | 1 |
| 3 | 6659543 | PLUG | 1/8' brass - hex head | | 1 |
| 4 | 6667573 | DECAL | | | 1 |

PRESSURE RELEASE KIT (Front Auxiliary)

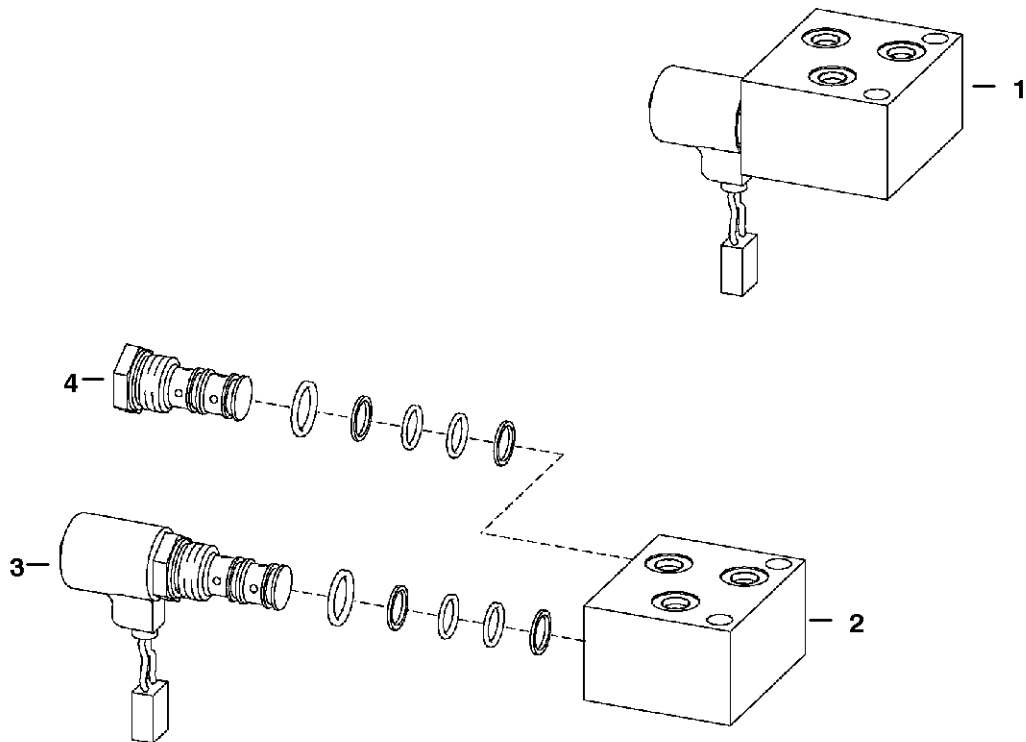


B-17257

PRESSURE RELEASE KIT

| Ref.N° | Part N° | Description | Remarks | Serial N° | Qty. |
|--------|----------|--------------|---|-----------|------|
| 1 | 6718243 | KIT | front aux. press. release - Ref. PRESSURE RELEASE KIT(2) - PRESSURE RELEASE KIT(18) | | 1 |
| 2 | 6610510 | NYLON TIE | | | 3 |
| 3 | 6674372 | VALVE | See Page PRESSURE RELEASE VALVE(1) | | 1 |
| 4 | 6712876 | TUBE | | | 1 |
| 5 | 6717910 | TUBE | | | 1 |
| 6 | 6717919 | HOSE | | | 2 |
| 7 | 6717921 | HOSE | | | 1 |
| 8 | 6717922 | BRACKET | | | 1 |
| 9 | 6717923 | TEE | | | 2 |
| 10 | 6717971 | TUBE | | | 1 |
| 11 | 6717973 | TUBE | | | 1 |
| 12 | 6718109 | CONNECTOR | | | 3 |
| 13 | 6718111 | ADAPTER | | | 1 |
| 14 | 17C-636 | BOLT | | | 2 |
| 15 | 21KN-5 | TEE | | | 1 |
| 15 | 97K-6 | O-RING | flared end | | 2 |
| 16 | 61D-6 | NUT | | | 2 |
| 17 | 84G-3716 | BOLT | | | 1 |
| 18 | 6900841 | INSTRUCTIONS | | | 1 |

**PRESSURE RELEASE VALVE
(Front Auxiliary)**

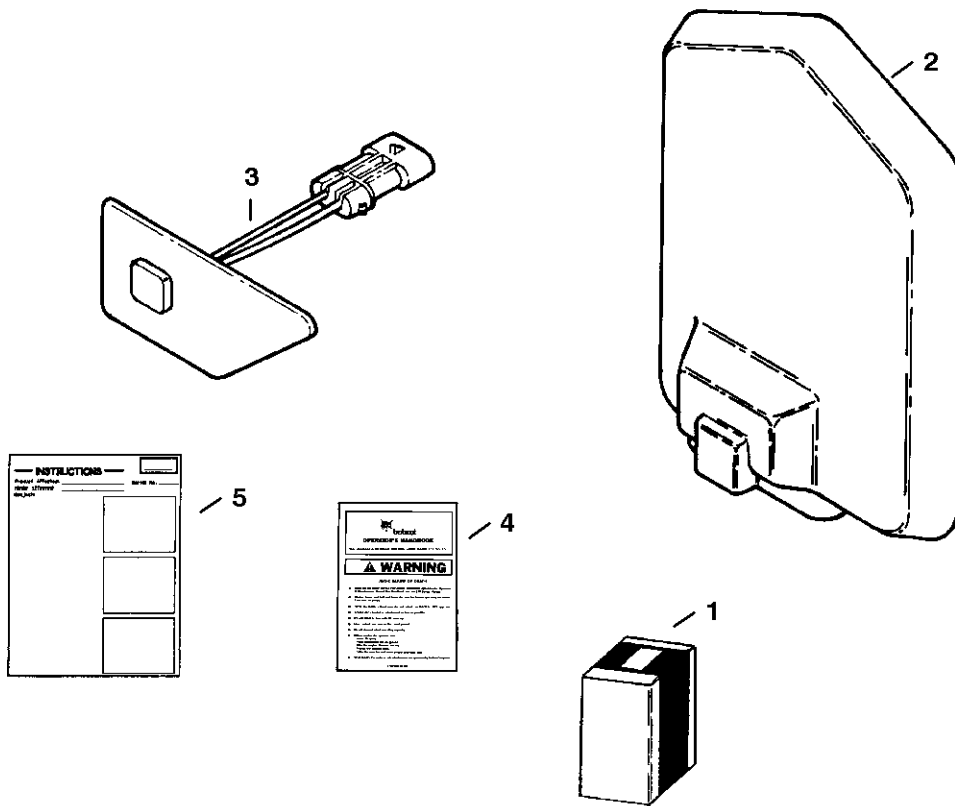


PE-1017

PRESSURE RELEASE VALVE

| Ref.N° | Part N° | Description | Remarks | Serial N° | Qty. |
|--------|---------|---------------|----------|-----------|------|
| 1 | 6674372 | VALVE | | | 1 |
| 2 | NSS | BLOCK | | | 1 |
| 3 | NSS | VALVE | solenoid | | 1 |
| 3 | 6675285 | STEM | | | 1 |
| 3 | 6676564 | SEAL KIT | | | 1 |
| 3 | 6672962 | COIL | | | 1 |
| 3 | 6676566 | NUT | | | 1 |
| 4 | 6675284 | SHUTTLE VALVE | | | 1 |
| 4 | 6657409 | SEAL KIT | | | 1 |

**PUSH TO OPERATE KIT
(Mechanical Hand Controls)**

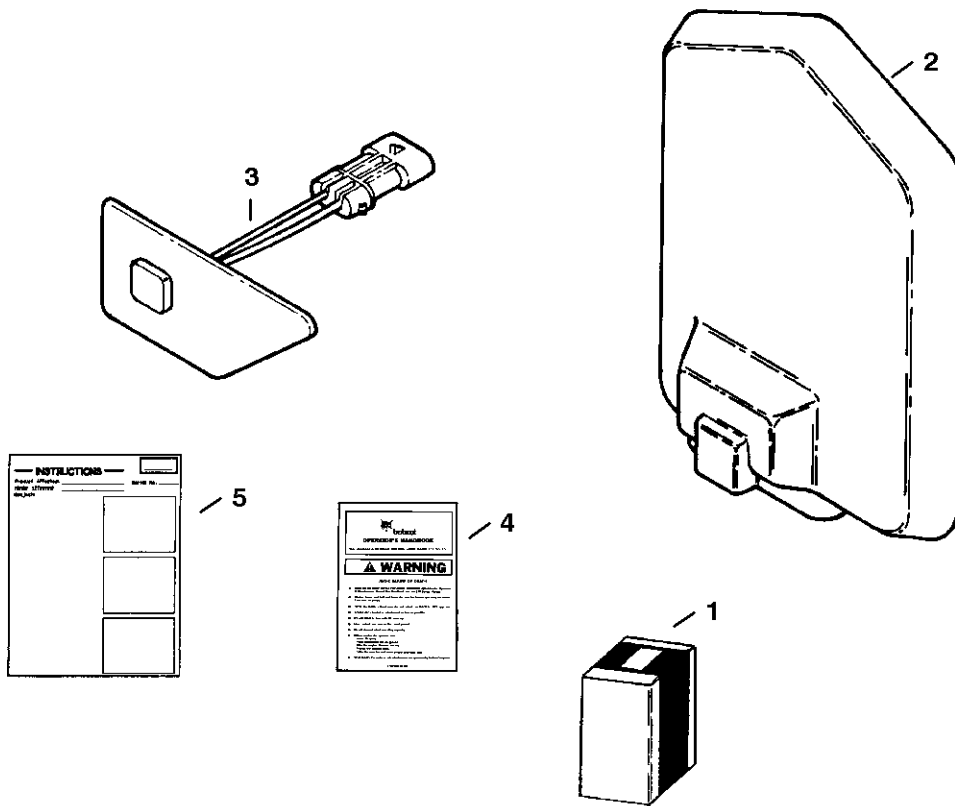


B-15147

PUSH TO OPERATE KIT

| Ref.N° | Part N° | Description | Remarks | Serial N° | Qty. |
|--------|---------|--------------|--|-----------|------|
| 1 | 6717702 | KIT | Ref. PUSH TO OPERATE KIT(2) - PUSH TO OPERATE KIT(5) | | 1 |
| 2 | 6674222 | CONTROLLER | | | 1 |
| 3 | 6674220 | SWITCH | | | 1 |
| 4 | 6708159 | HANDBOOK KIT | handbook | | 1 |
| 5 | 6900804 | INSTRUCTIONS | | | 1 |

PUSH TO OPERATE KIT (Foot Pedals)

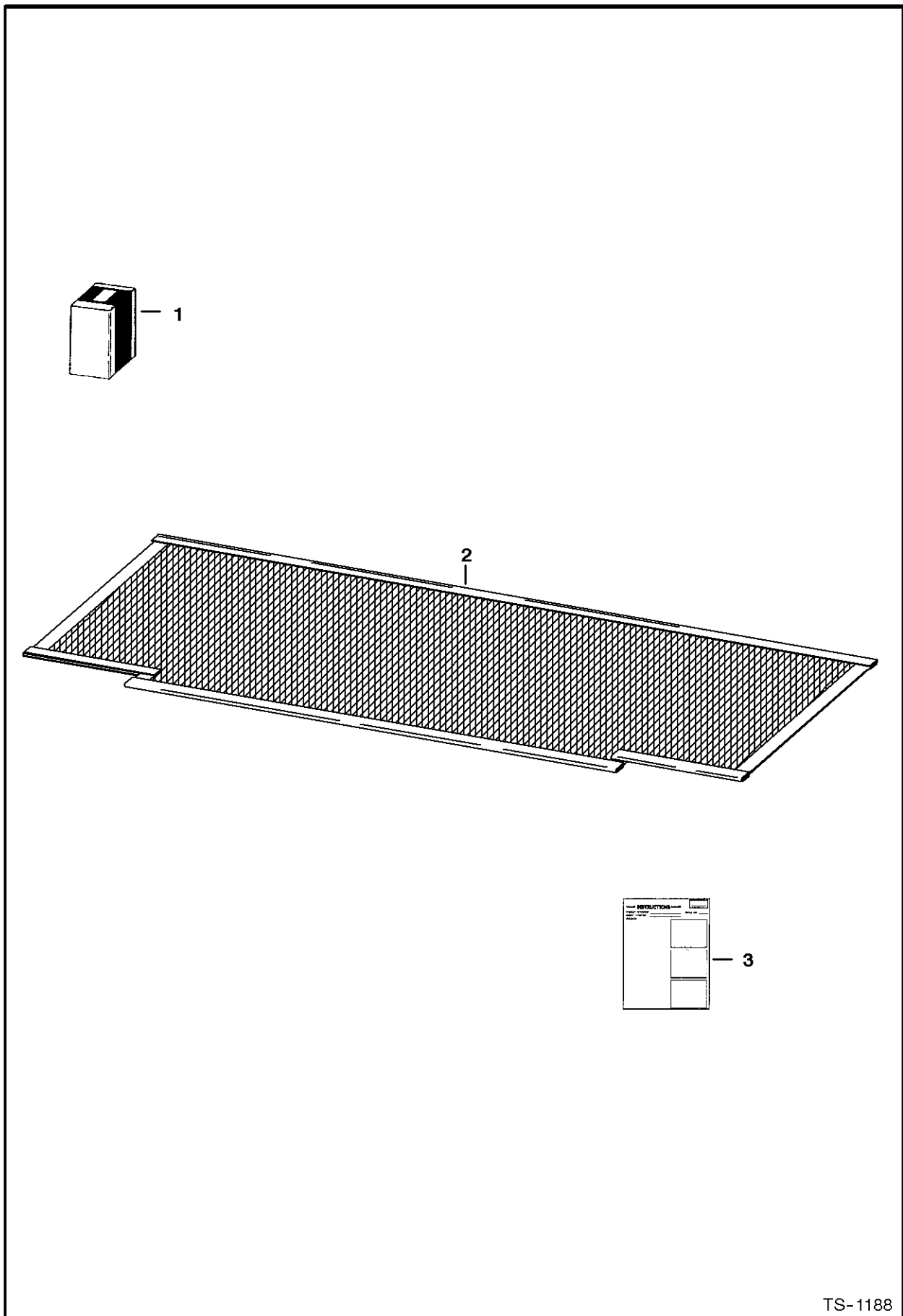


B-15147A

PUSH TO OPERATE KIT

| Ref.N° | Part N° | Description | Remarks | Serial N° | Qty. |
|--------|---------|--------------|--|-----------|------|
| 1 | 6717700 | KIT | Ref. PUSH TO OPERATE KIT(2) - PUSH TO OPERATE KIT(5) | | 1 |
| 2 | 6674222 | CONTROLLER | | | 1 |
| 3 | 6674220 | SWITCH | | | 1 |
| 4 | 6708154 | KIT | handbook | | 1 |
| 5 | 6900804 | INSTRUCTIONS | | | 1 |

RADIATOR SCREEN KIT

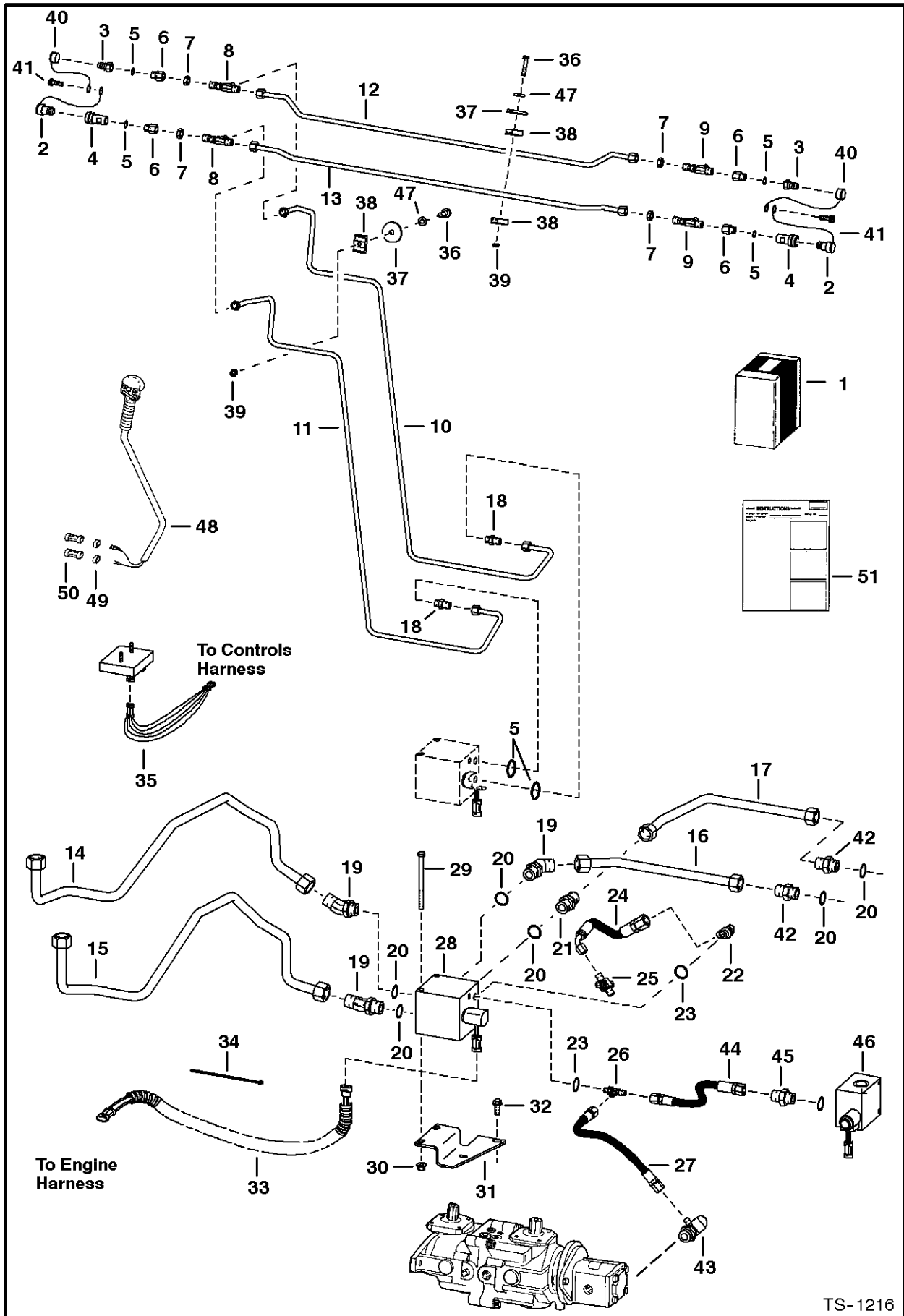


TS-1188

RADIATOR SCREEN KIT

| Ref.N° | Part N° | Description | Remarks | Serial N° | Qty. |
|--------|---------|--------------|---|-----------|------|
| 1 | 6706939 | KIT | Ref. RADIATOR SCREEN KIT(2) & RADIATOR SCREEN KIT(3) | | 1 |
| 2 | 6706285 | SCREEN | | | 1 |
| 3 | 6722861 | INSTRUCTIONS | | | 1 |

REAR AUXILIARY (W/Poppet Couplers)



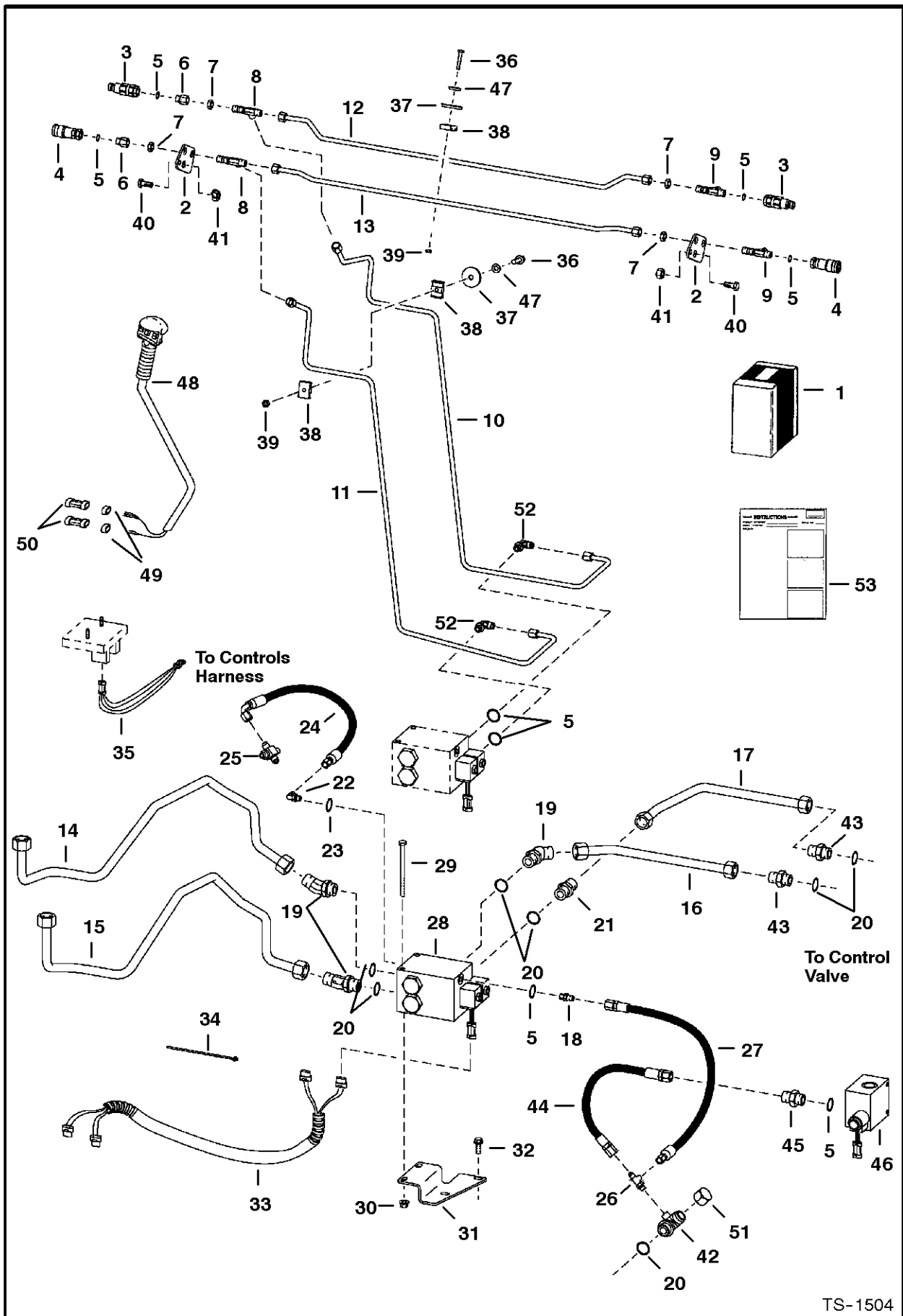
REAR AUXILIARY

| Ref.N° | Part N° | Description | Remarks | Serial N° | Qty. |
|--------|----------|---------------|--|-----------|------|
| 1 | NAP | KIT | Ref. REAR AUXILIARY(2) - REAR AUXILIARY(40) & REAR AUXILIARY(51) -Was SALES [D] | | 1 |
| 2 | 1519324 | PLUG | | | 2 |
| 3 | 6648969 | QUICK COUPLER | male | | 2 |
| 4 | 6648967 | QUICK COUPLER | female | | 2 |
| 4 | 6655795 | SEAL KIT | | | 2 |
| 5 | 79K-6 | O-RING | | | x |
| 6 | 6706633 | CONNECTOR | W/Ref. REAR AUXILIARY(5) | | 4 |
| 7 | 86F-5 | NUT | | | 4 |
| 8 | 91KN-5 | TEE | Was 6531597 [A] | | 2 |
| 8 | 97K-6 | O-RING | | | 6 |
| 9 | 45K-5 | ADAPTER | W/Ref. REAR AUXILIARY(5) | | 2 |
| 10 | 6706533 | TUBE | | | 1 |
| 11 | 6706532 | TUBE | | | 1 |
| 12 | 6706549 | TUBE | | | 1 |
| 13 | 6706550 | TUBE | | | 1 |
| 14 | 6706747 | TUBE | | | 1 |
| 15 | 6710929 | TUBE | Was 6706746 [A] | | 1 |
| 16 | 6706531 | TUBE | | | 1 |
| 17 | 6706530 | TUBE | | | 1 |
| 18 | 15K-5 | ADAPTER | W/Ref. REAR AUXILIARY(5) | | 2 |
| 19 | 18K-8 | ELBOW | W/Ref. REAR AUXILIARY(20) | | 3 |
| 20 | 79K-12 | O-RING | | | x |
| 21 | 15K-8 | ADAPTER | W/Ref. REAR AUXILIARY(20) | | 1 |
| 22 | 17K-3 | ELBOW | W/Ref. REAR AUXILIARY(23) | | 1 |
| 23 | 79K-4 | O-RING | | | x |
| 24 | 6706786 | HOSE | | | 1 |
| 25 | 6578209 | CROSS | cross - replaces Ref. HYDROSTATIC CIRCUITRY(24) on Page HYDROSTATIC CIRCUITRY(1) | | 1 |
| 26 | 21K-3 | TEE | W/Ref. REAR AUXILIARY(23) | | 1 |
| 27 | 6707411 | HOSE | | | 1 |
| 28 | 6649686 | VALVE | See Page REAR AUXILIARY VALVE(1) | | 1 |
| 29 | 17C-680 | BOLT | | | 2 |
| 30 | 83D-6 | NUT | | | 2 |
| 31 | 6706548 | MOUNT | | | 1 |
| 32 | 84G-3716 | BOLT | | | 2 |
| 33 | 6704203 | HARNESS | | | 1 |
| 34 | 6610510 | NYLON TIE | | | 2 |
| 35 | 6704114 | HARNESS | | | 1 |
| 36 | 17C-428 | BOLT | Was 35C-424 [B] | | 2 |
| 37 | 872229 | WASHER | | | 2 |
| 38 | 6578870 | CLAMP | | | 3 |
| 39 | 83D-4 | NUT | | | 2 |
| 40 | 1513549 | CAP | | | 2 |
| 41 | 84G-3712 | BOLT | exist. -relocate from trans. cover | | 2 |
| 42 | | ADAPTER | 'existing -W/Ref. REAR AUXILIARY(20)- See Page AUXILIARY HYDRAULICS(1) | | 2 |
| 43 | 6704693 | TEE | existing - cross - See Page HYDROSTATIC CIRCUITRY(1) | | 1 |
| 44 | 6706785 | HOSE | existing - rerouted from gear pump to Ref. REAR AUXILIARY(26) | | 1 |

REAR AUXILIARY

| Ref.N° | Part N° | Description | Remarks | Serial N° | Qty. |
|--------|----------|--------------|---|-----------|------|
| 45 | 6665489 | ADAPTER | existing - W/internal filter - See Page LIFT & TILT CONTROL SYSTEM(1) | | 1 |
| 46 | 6664849 | VALVE | existing - solenoid -See Page LIFT & TILT CONTROL SYSTEM(1) | | 1 |
| 47 | 25E-13 | WASHER | | | 2 |
| 48 | 6705921 | HANDLE ASSY. | | | 1 |
| 48 | 6640690 | PIN | | | 5 |
| 48 | 6641176) | SEAL | | | 5 |
| 49 | 6641180 | LOCK | 2-pin | | 1 |
| 49 | 6640700 | LOCK | 3-pin | | 1 |
| 50 | 6641179 | CONNECTOR | 2-pin | | 1 |
| 50 | 6640699 | CONNECTOR | 3-pin | | 1 |
| 51 | 6722839 | INSTRUCTIONS | | | 1 |

REAR AUXILIARY (W/FF Couplers)



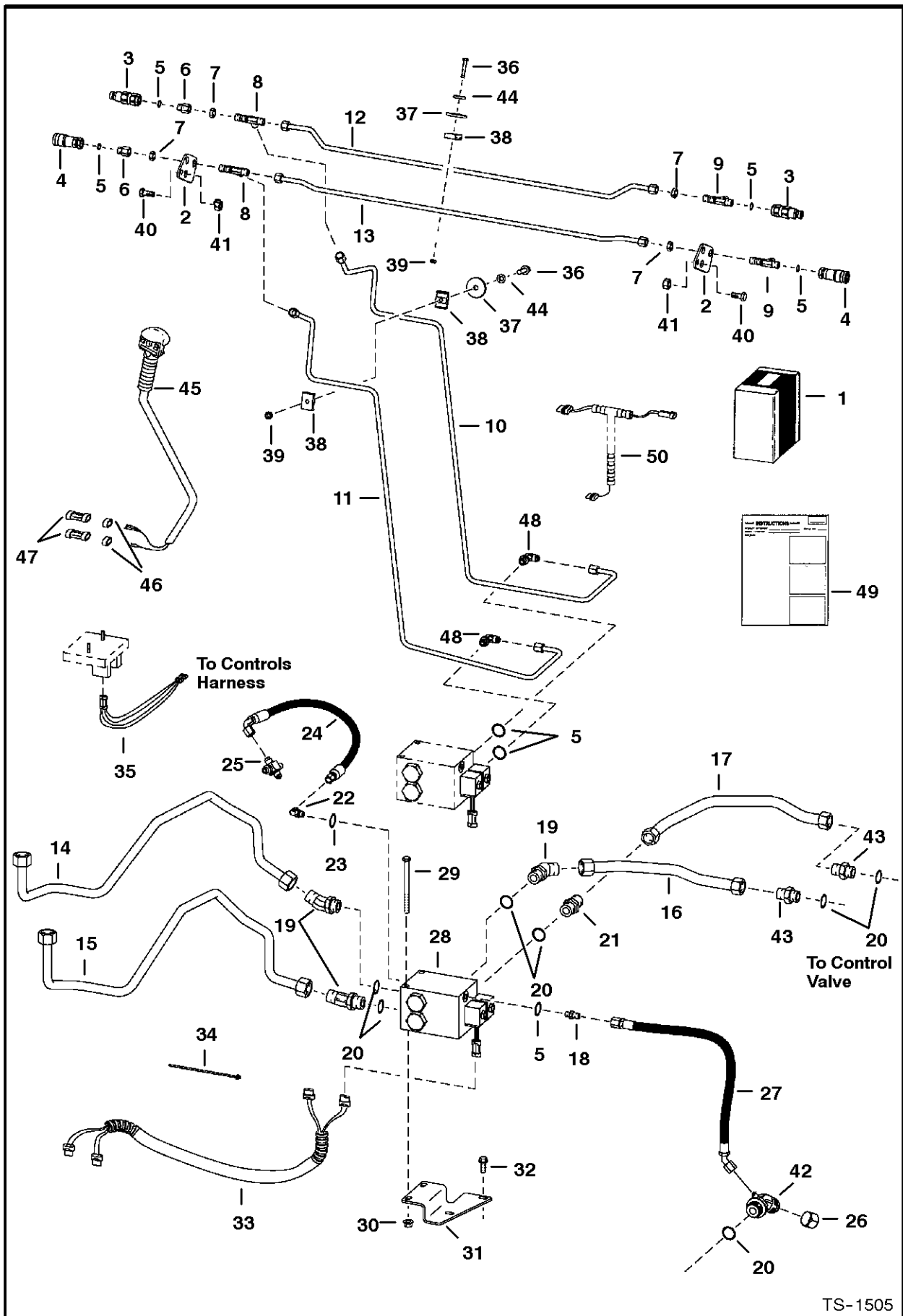
REAR AUXILIARY

| Ref.N° | Part N° | Description | Remarks | Serial N° | Qty. |
|--------|----------|---------------|---|-----------|------|
| 1 | NAP | KIT | Ref. REAR AUXILIARY(2) - REAR AUXILIARY(42) & REAR AUXILIARY(47) - REAR AUXILIARY(53) | | 1 |
| 2 | 6710351 | MOUNT | | | 2 |
| 3 | 6667804 | QUICK COUPLER | male | | 2 |
| 3 | 6669657 | O-RING | | | x |
| 4 | 6667803 | QUICK COUPLER | female | | 2 |
| 5 | 79K-6 | O-RING | | | x |
| 6 | 6706633 | CONNECTOR | W/Ref. REAR AUXILIARY(5) | | 2 |
| 7 | 86F-5 | NUT | | | 4 |
| 8 | 91KN-5 | TEE | Was 6531597 [A] | | 2 |
| 8 | 97K-6 | O-RING | | | 6 |
| 9 | 45K-5 | ADAPTER | W/Ref. REAR AUXILIARY(5) | | 2 |
| 10 | 6710354 | TUBE | | | 1 |
| 11 | 6710355 | TUBE | | | 1 |
| 12 | 6710352 | TUBE | | | 1 |
| 13 | 6710353 | TUBE | | | 1 |
| 14 | 6706747 | TUBE | | | 1 |
| 15 | 6710929 | TUBE | | | 1 |
| 16 | 6706531 | TUBE | | | 1 |
| 17 | 6706530 | TUBE | | | 1 |
| 18 | 15K-5 | ADAPTER | W/Ref. REAR AUXILIARY(5) | | 1 |
| 19 | 18K-8 | ELBOW | W/Ref. REAR AUXILIARY(20) | | 3 |
| 20 | 79K-12 | O-RING | | | x |
| 21 | 15K-8 | ADAPTER | W/Ref. REAR AUXILIARY(20) | | 1 |
| 22 | 17K-3 | ELBOW | W/Ref. REAR AUXILIARY(5) | | 3 |
| 23 | 79K-4 | O-RING | | | x |
| 24 | 6706786 | HOSE | | | 1 |
| 25 | 6578209 | CROSS | Replaces Ref. HYDROSTATIC CIRCUITRY(24) on Page HYDROSTATIC CIRCUITRY(1) | | 1 |
| 26 | 21K-3 | TEE | W/Ref. REAR AUXILIARY(23) | | 1 |
| 27 | 6710869 | HOSE | | | 1 |
| 28 | | VALVE | See Page REAR AUXILIARY VALVE(1) | | 1 |
| 29 | 17C-680 | BOLT | | | 2 |
| 30 | 83D-6 | NUT | | | 2 |
| 31 | 6706548 | MOUNT | | | 1 |
| 32 | 84G-3716 | BOLT | | | 2 |
| 33 | 6710870 | HARNESS | | | 1 |
| 34 | 6610510 | NYLON TIE | | | 2 |
| 35 | 6704114 | HARNESS | | | 1 |
| 36 | 17C-428 | BOLT | | | 2 |
| 37 | 872229 | WASHER | | | 2 |
| 38 | 6578870 | CLAMP | | | 3 |
| 39 | 83D-4 | NUT | | | 2 |
| 40 | 17C-816 | BOLT | | | 2 |
| 41 | 61D-8 | NUT | | | 2 |
| 42 | 6707103 | CONNECTOR | cross - W/Ref. REAR AUXILIARY(20) -See Page HYDROSTATIC CIRCUITRY(1) | | 1 |
| 43 | | ADAPTER | 'existing -W/Ref. REAR AUXILIARY(20) -See Page HYDROSTATIC CIRCUITRY(1) | | 2 |
| 44 | 6706785 | HOSE | existing - rerouted from gear pump to Ref. REAR AUXILIARY(26) | | 1 |

REAR AUXILIARY

| Ref.N° | Part N° | Description | Remarks | Serial N° | Qty. |
|--------|----------|--------------|---|-----------|------|
| 45 | 6665489 | ADAPTER | existing - W/internal filter - See Page LIFT & TILT CONTROL SYSTEM(1) | | 1 |
| 46 | 6664849 | VALVE | existing - solenoid - See Page LIFT & TILT CONTROL SYSTEM(1) | | 1 |
| 47 | 25E-13 | WASHER | | | 2 |
| 48 | 6705921 | HANDLE ASSY. | | | 1 |
| 48 | 6640690 | PIN | | | 5 |
| 48 | 6641176) | SEAL | | | 5 |
| 49 | 6641180 | LOCK | 2-pin | | 1 |
| 49 | 6640700 | LOCK | 3-pin | | 1 |
| 50 | 6641179 | CONNECTOR | 2-pin | | 1 |
| 50 | 6640699 | CONNECTOR | 3-pin | | 1 |
| 51 | 36K-8 | CAP | | | 1 |
| 52 | 17K-5 | ELBOW | W/Ref. REAR AUXILIARY(5) | | 2 |
| 53 | 6724419 | INSTRUCTIONS | | | 1 |

REAR AUXILIARY (W/FF Couplers)



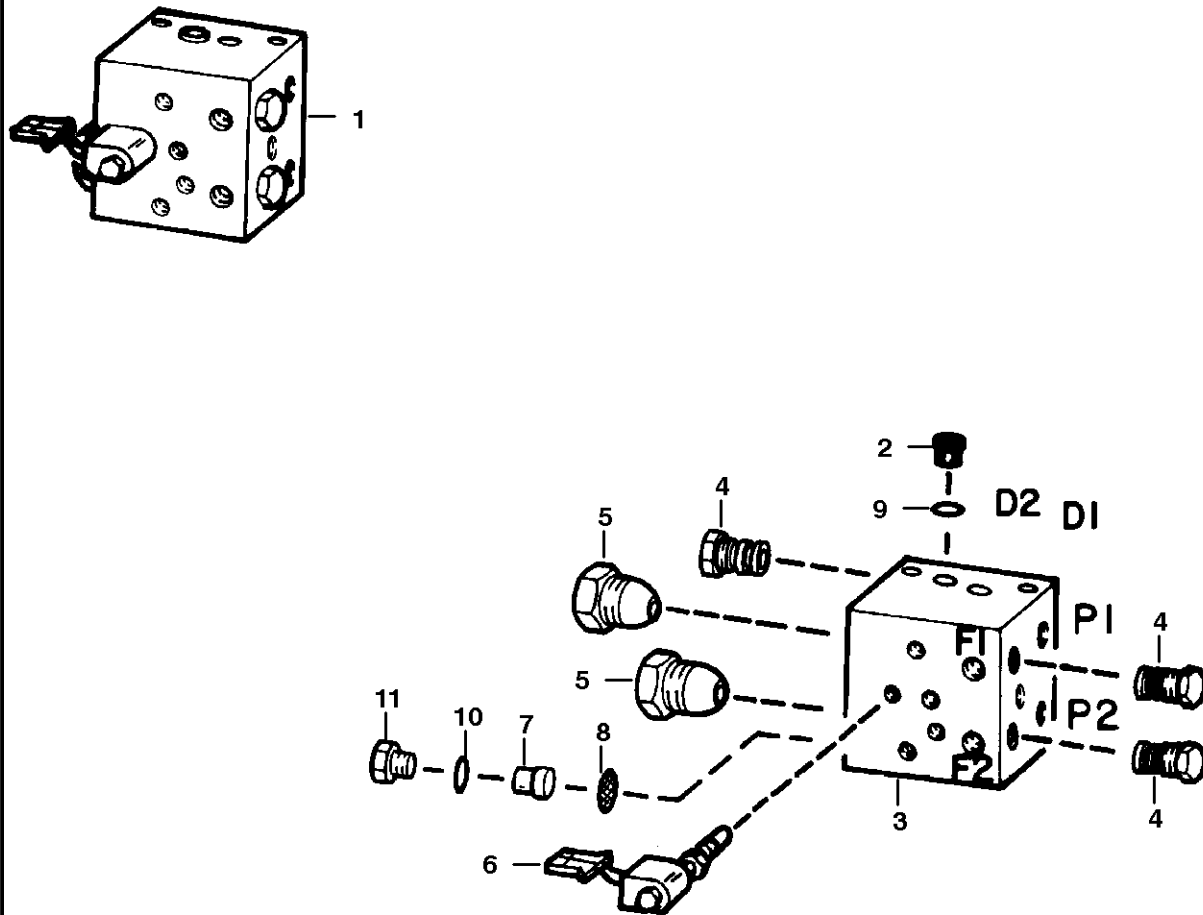
REAR AUXILIARY

| Ref.N° | Part N° | Description | Remarks | Serial N° | Qty. |
|--------|----------|---------------|--|-----------|------|
| 1 | 6713536 | KIT | Ref. REAR AUXILIARY(2) - REAR AUXILIARY(42) & REAR AUXILIARY(44) - REAR AUXILIARY(49) - Also Order Ref. REAR AUXILIARY(50) - Was | | 1 |
| 2 | 6710351 | MOUNT | | | 2 |
| 3 | 6667804 | QUICK COUPLER | male | | 2 |
| 3 | 6669657 | O-RING | | | x |
| 4 | 6667803 | QUICK COUPLER | female | | 2 |
| 5 | 79K-6 | O-RING | flat boss face | | x |
| 5 | 99K-6 | O-RING | tapered boss face | | x |
| 6 | 6706633 | CONNECTOR | W/Ref. REAR AUXILIARY(5) | | 2 |
| 7 | 86F-5 | NUT | | | 4 |
| 8 | 91KN-5 | TEE | Was 6531597 [A] | | 2 |
| 8 | 97K-6 | O-RING | | | 6 |
| 9 | 45K-5 | ADAPTER | W/Ref. REAR AUXILIARY(5) | | 2 |
| 10 | 6710354 | TUBE | | | 1 |
| 11 | 6710355 | TUBE | | | 1 |
| 12 | 6710352 | TUBE | | | 1 |
| 13 | 6710353 | TUBE | | | 1 |
| 14 | 6706747 | TUBE | | | 1 |
| 15 | 6710929 | TUBE | | | 1 |
| 16 | 6713490 | TUBE | | | 1 |
| 17 | 6713489 | TUBE | | | 1 |
| 18 | 15K-5 | ADAPTER | W/Ref. REAR AUXILIARY(5) - flat boss face | | 1 |
| 18 | 15KV-5 | ADAPTER | W/Ref. REAR AUXILIARY(5) - tapered boss face | | 1 |
| 18 | 97K-6 | O-RING | flared end | | 1 |
| 19 | 18K-8 | ELBOW | W/Ref. REAR AUXILIARY(20) - flat boss face | | 3 |
| 19 | 18KV-8 | ELBOW | W/Ref. REAR AUXILIARY(20) - tapered boss face | | 3 |
| 19 | 97K-12 | O-RING | flared end | | 3 |
| 20 | 79K-12 | O-RING | flat boss face | | x |
| 20 | 99K-12 | O-RING | tapered boss face | | x |
| 21 | 15K-8 | ADAPTER | W/Ref. REAR AUXILIARY(20) - flat boss face | | 1 |
| 21 | 15KN-8 | ADAPTER | W/Ref. REAR AUXILIARY(20) - tapered boss face | | 1 |
| 21 | 97K-12 | O-RING | flared end | | 1 |
| 22 | 17K-3 | ELBOW | W/Ref. REAR AUXILIARY(5) - flat boss face | | 3 |
| 22 | 17KV-3 | ELBOW | W/Ref. REAR AUXILIARY(5) - tapered boss face | | 3 |
| 22 | 97K-4 | O-RING | flared end | | 3 |
| 23 | 79K-4 | O-RING | | | x |
| 24 | 6706786 | HOSE | | | 1 |
| 25 | 6578209 | CROSS | Replaces Ref. HYDROSTATIC CIRCUITRY(24) on Page HYDROSTATIC CIRCUITRY(1) | | 1 |
| 26 | 36K-8 | CAP | | | 1 |
| 27 | 6713060 | HOSE | | | 1 |
| 27 | 6715330 | HOSE | Export | | 1 |
| 28 | | VALVE | See Page REAR AUXILIARY VALVE(1) | | 1 |
| 29 | 17C-680 | BOLT | | | 2 |
| 30 | 83D-6 | NUT | | | 2 |
| 31 | 6706548 | MOUNT | | | 1 |
| 32 | 84G-3716 | BOLT | | | 2 |
| 33 | 6710870 | HARNESS | | | 1 |
| 34 | 6610510 | NYLON TIE | | | 2 |
| 35 | 6704114 | HARNESS | | | 1 |

REAR AUXILIARY

| Ref.N° | Part N° | Description | Remarks | Serial N° | Qty. |
|--------|----------|--------------|---|-----------|------|
| 36 | 17C-428 | BOLT | | | 2 |
| 37 | 872229 | WASHER | | | 2 |
| 38 | 6578870 | CLAMP | | | 3 |
| 39 | 83D-4 | NUT | | | 2 |
| 40 | 17C-816 | BOLT | | | 2 |
| 41 | 61D-8 | NUT | | | 2 |
| 42 | 6706144 | CONNECTOR | existing - cross - W/Ref. REAR AUXILIARY(20) | | 1 |
| 42 | 6700599 | ELBOW | W/Ref. REAR AUXILIARY(20) - Export | | 1 |
| 43 | | ADAPTER | existing - W/Ref. REAR AUXILIARY(20) - See Page AUXILIARY HYDRAULICS(1) | | 2 |
| 44 | 25E-13 | WASHER | | | 2 |
| 45 | 6705921 | HANDLE ASSY. | | | 1 |
| 45 | 6640690 | PIN | | | 5 |
| 45 | 6641176) | SEAL | | | 5 |
| 46 | 6641180 | LOCK | 2-pin | | 1 |
| 46 | 6640700 | LOCK | 3-pin | | 1 |
| 47 | 6641179 | CONNECTOR | 2-pin | | 1 |
| 47 | 6640699 | CONNECTOR | 3-pin | | 1 |
| 48 | 17K-5 | ELBOW | W/Ref. REAR AUXILIARY(5) | | 2 |
| 49 | 6724419 | INSTRUCTIONS | | | 1 |
| 50 | 6710435 | HARNESS | | | 1 |

REAR AUXILIARY VALVE **(For Use W/Poppet Couplers)**

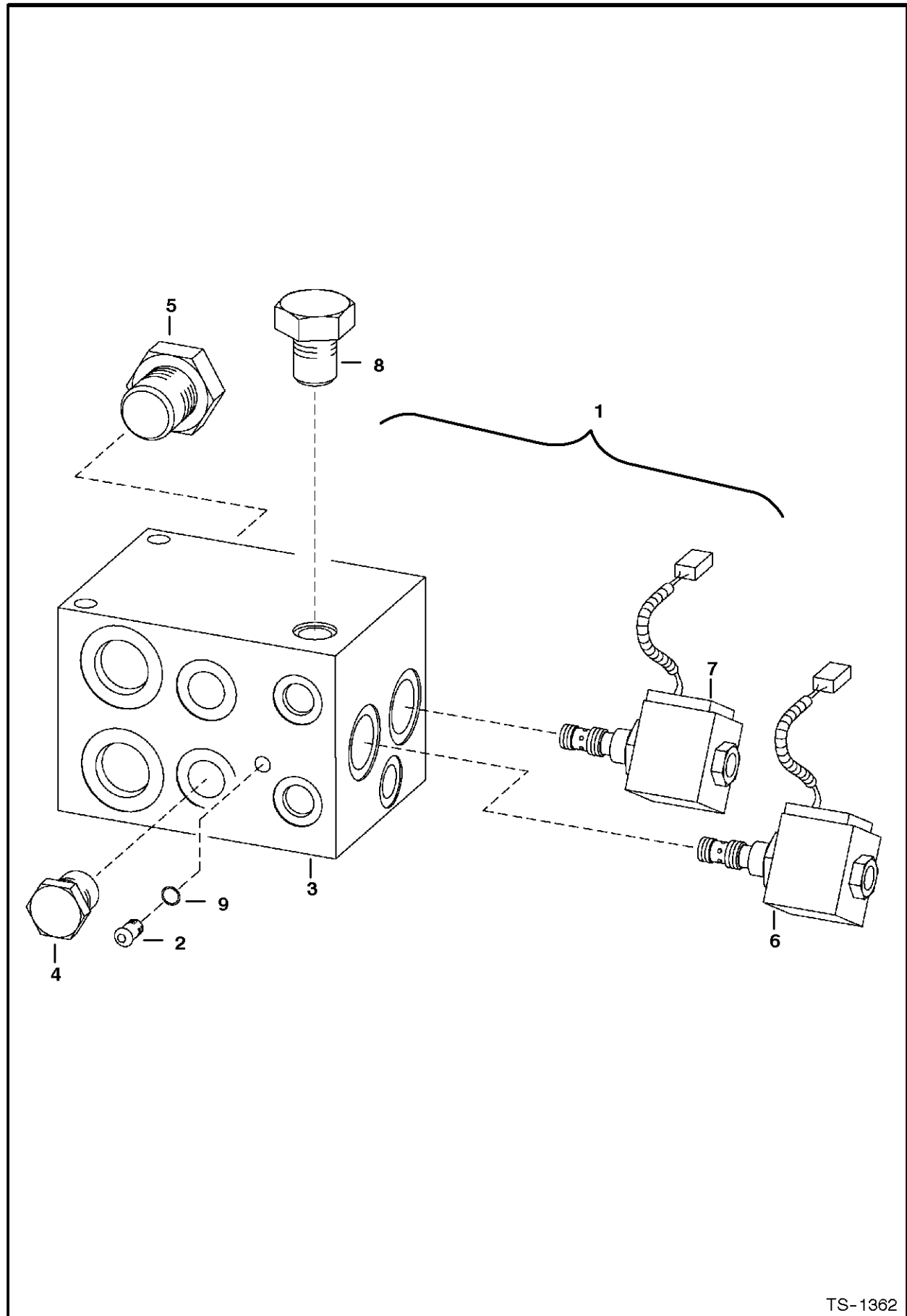


B-12959

REAR AUXILIARY VALVE

| Ref.N° | Part N° | Description | Remarks | Serial N° | Qty. |
|--------|---------|-------------|--------------------------------|-----------|------|
| 1 | 6649686 | VALVE | diverter | | 1 |
| 2 | 6653490 | PLUG | W/Ref. REAR AUXILIARY VALVE(9) | | 11 |
| 3 | NSS | BODY | | | 1 |
| 4 | 6664212 | CHECK VALVE | | | 3 |
| 4 | 6653487 | SEAL KIT | | | 2 |
| 5 | 6653484 | VALVE | | | 2 |
| 5 | 6653485 | SEAL KIT | | | 2 |
| 6 | 6653488 | VALVE | solenoid - W/Connector | | 1 |
| 6 | 6653489 | COIL | | | 1 |
| 6 | 6657409 | SEAL KIT | | | 1 |
| 7 | 6657720 | RETAINER | | | 1 |
| 8 | 6657721 | DISC | filtered | | 1 |
| 9 | 79K-2 | O-RING | | | 11 |
| 10 | 79K-5 | O-RING | | | 1 |
| 11 | 24K-4 | PLUG | | | 1 |

REAR AUXILIARY VALVE
(For Use W/FF Couplers)

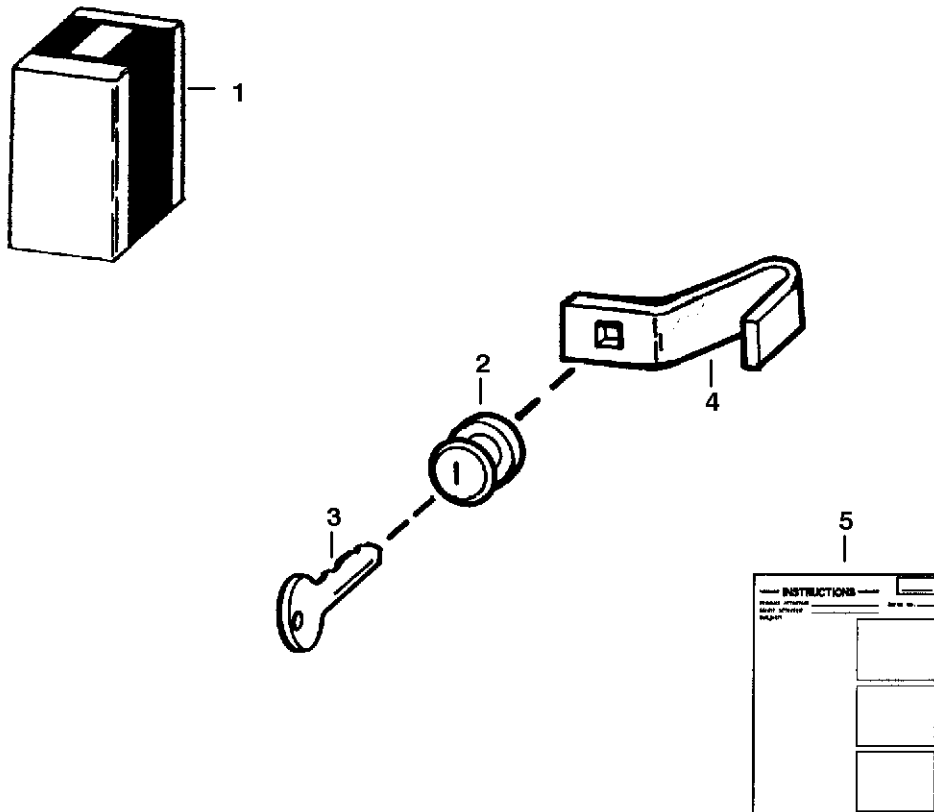


TS-1362

REAR AUXILIARY VALVE

| Ref.N° | Part N° | Description | Remarks | Serial N° | Qty. |
|--------|---------|-------------|---|-----------|------|
| 1 | NAP | VALVE | diverter - silver - rear pressure release - Was 6665572 [A] | | 1 |
| 1 | 6675073 | VALVE | diverter - gold - front & rear pressure release | | 1 |
| 2 | 6653490 | PLUG | W/Ref. REAR AUXILIARY VALVE(9) - For Ref. REAR AUXILIARY VALVE(1) (NAP/6665572 Valve) | | 18 |
| 2 | 6676152 | PLUG | W/Ref. REAR AUXILIARY VALVE(9) - For Ref. REAR AUXILIARY VALVE(1) (6675073 Valve) | | 18 |
| 3 | NSS | BODY | | | 1 |
| 4 | 6664212 | CHECK VALVE | | | 2 |
| 4 | 6653487 | SEAL KIT | | | 2 |
| 5 | 6653484 | VALVE | | | 2 |
| 5 | 6653485 | SEAL KIT | | | 2 |
| 6 | 6669218 | VALVE | solenoid - W/Connector | | 1 |
| 6 | 6669190 | COIL | For Ref. REAR AUXILIARY VALVE(1) (NAP/6665572 Valve) | | 1 |
| 6 | 6676151 | COIL | For Ref. REAR AUXILIARY VALVE(1) (6675073 Valve) | | 1 |
| 6 | 6669188 | STEM | | | 1 |
| 6 | 6669217 | SEAL KIT | | | 1 |
| 7 | 6669219 | VALVE | solenoid - W/Connector | | 1 |
| 7 | 6669190 | COIL | | | 1 |
| 7 | 6669189 | STEM | | | 1 |
| 7 | 6669216 | SEAL KIT | | | 1 |
| 8 | 6669187 | VALVE | | | 1 |
| 8 | 6653487 | SEAL KIT | | | 1 |
| 9 | 79K-2 | O-RING | | | x |

REAR DOOR LOCK (Two Piece Rear Door)

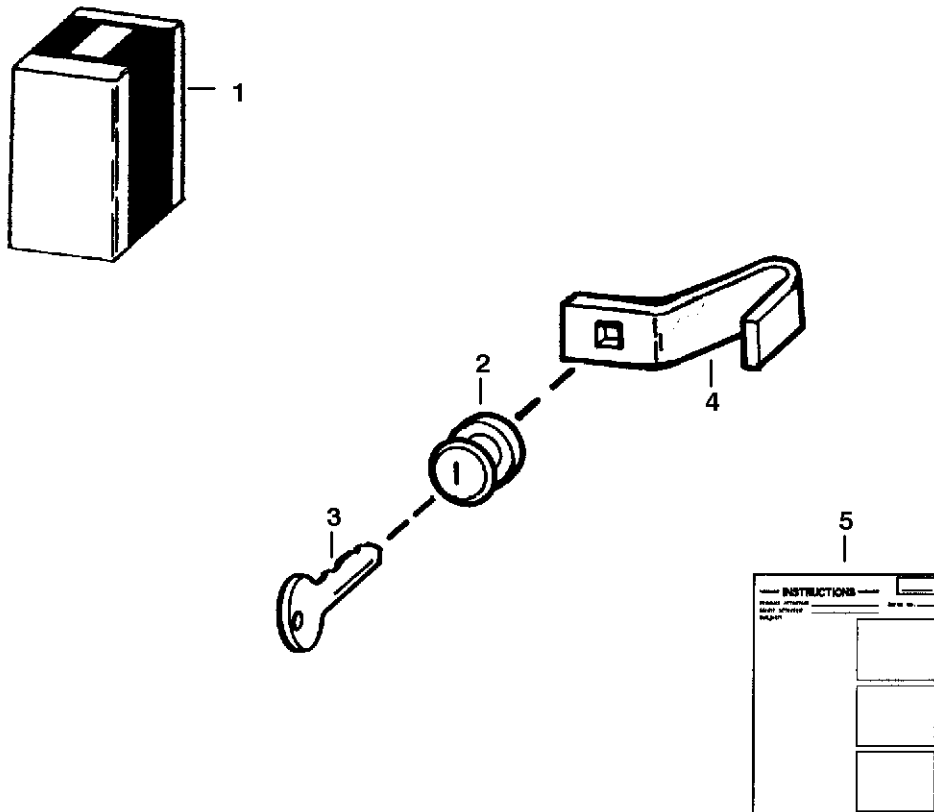


B-12953

REAR DOOR LOCK

| Ref.N° | Part N° | Description | Remarks | Serial N° | Qty. |
|--------|---------|--------------|---|-----------|------|
| 1 | 6578802 | KIT | lock - Ref. REAR DOOR LOCK(2) - REAR DOOR LOCK(5) | | 1 |
| 2 | 6649555 | LOCK | W/Ref. REAR DOOR LOCK(4) | | 1 |
| 3 | 6700108 | LATCH | | | 1 |
| 4 | 6659327 | KEY | | | 1 |
| 5 | 6570762 | INSTRUCTIONS | | | 1 |

REAR DOOR LOCK (One Piece Rear Door)

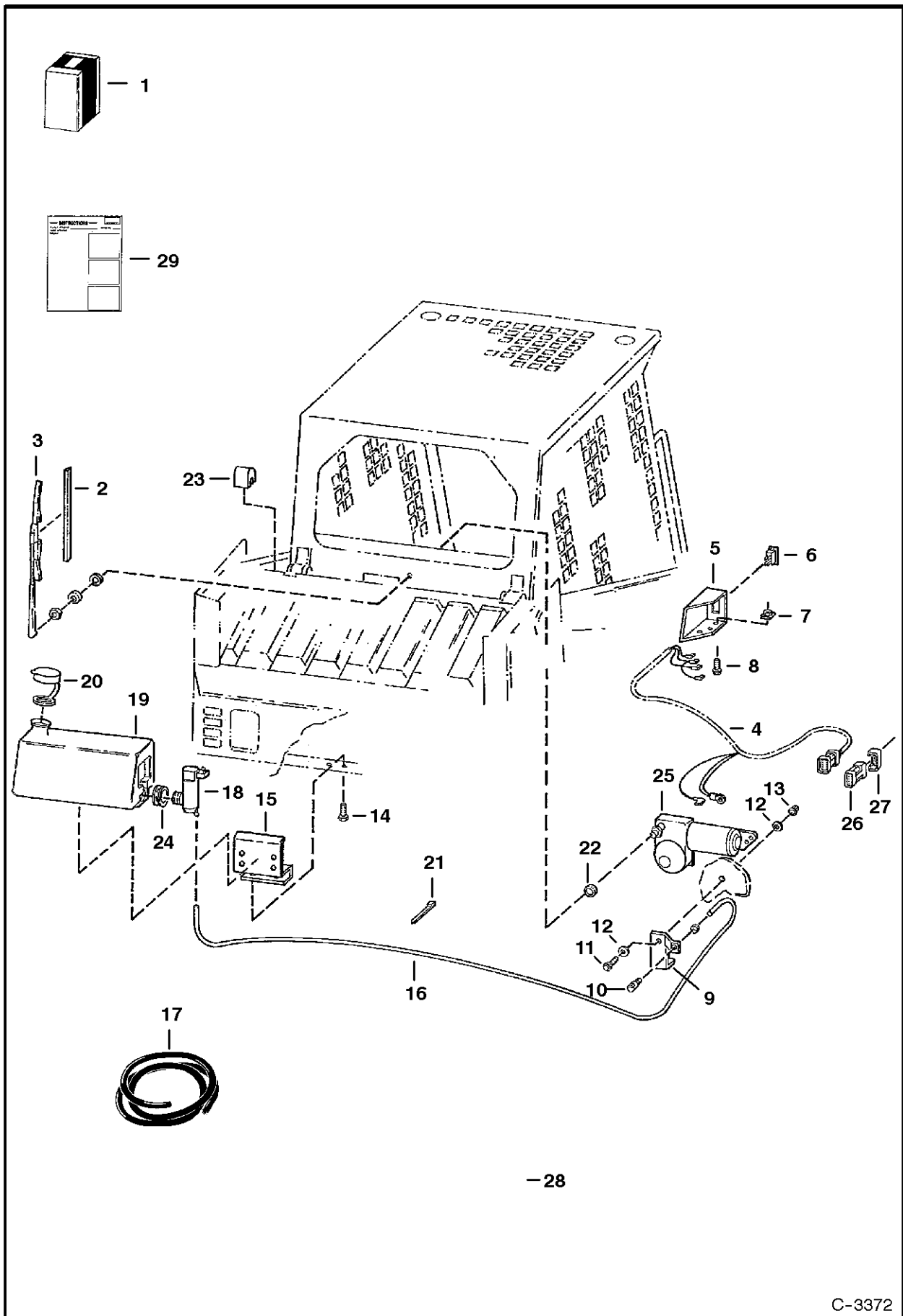


B-12953A

REAR DOOR LOCK

| Ref.N° | Part N° | Description | Remarks | Serial N° | Qty. |
|--------|----------|--------------|---|-----------|------|
| 1 | 6714973 | KIT | lock - Ref. REAR DOOR LOCK(4) - REAR DOOR LOCK(5) | | 1 |
| 2 | 6670726 | LOCK | | | 1 |
| 3 | 6672345 | KEY | Not in Kit - for earlier models | | 1 |
| 3 | 6709527 | KEY | ignition | | 1 |
| 4 | 67140370 | LATCH | | | 1 |
| 5 | 6570762 | INSTRUCTIONS | | | 1 |

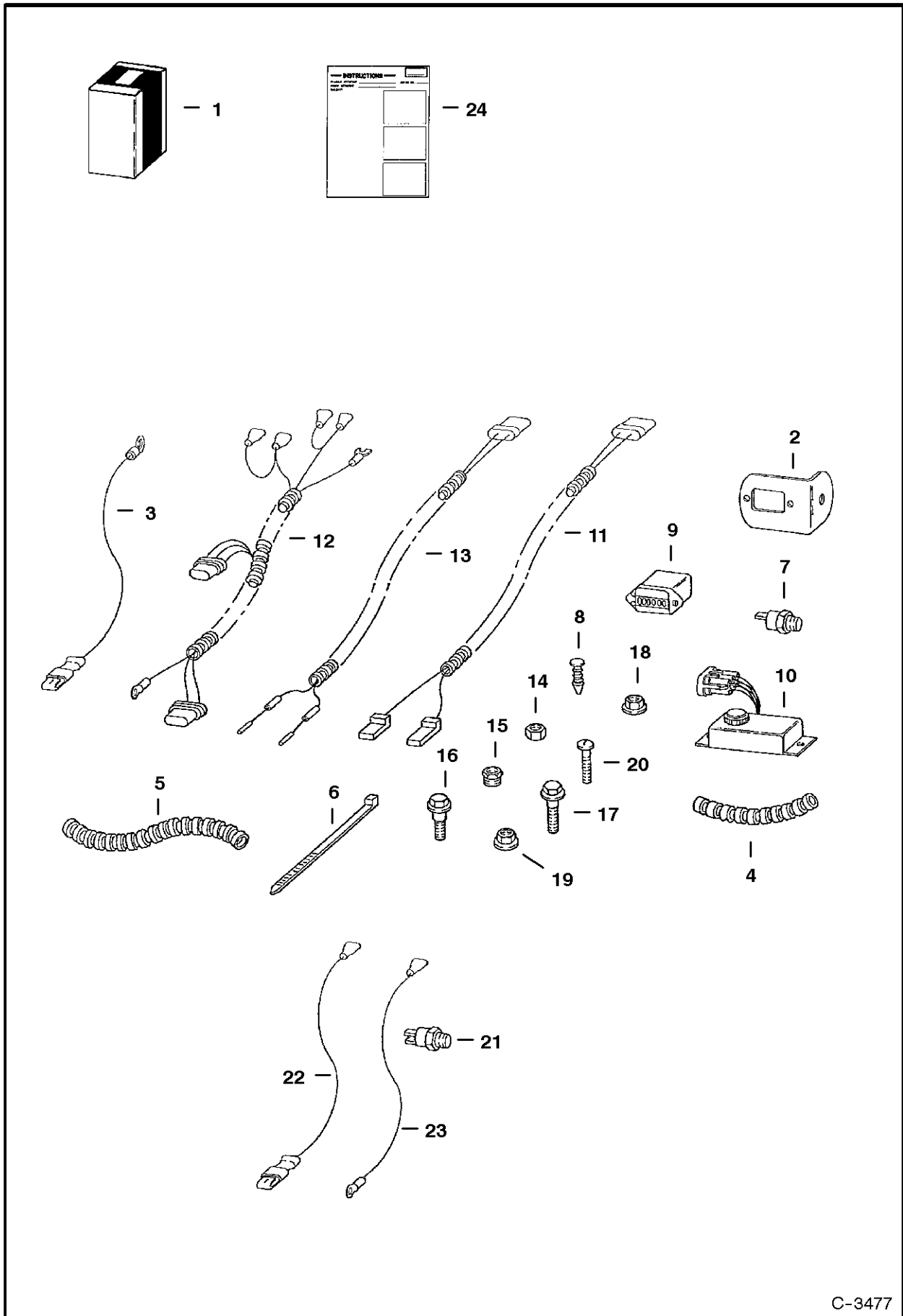
REAR WIPER KIT (Two Piece Rear Door)



REAR WIPER KIT

| Ref.N° | Part N° | Description | Remarks | Serial N° | Qty. |
|--------|----------|--------------|---|-----------|------|
| 1 | 67126880 | KIT | rear wiper - Ref. REAR WIPER KIT(2) - REAR WIPER KIT(23) & REAR WIPER KIT(25) - REAR WIPER KIT(29) | | 1 |
| 2 | 6665688 | BLADE | | | 1 |
| 3 | 6665687 | ARM | | | 1 |
| 4 | NAP | HARNESS | W/2-pin connector - Order 6712260 Harness, Ref. REAR WIPER KIT(26) & REAR WIPER KIT(27) - Was 6708285 [A] | | 1 |
| 4 | 6712260 | HARNESS | W/10-pin connector- W/ (2) diodes | | 1 |
| 5 | 6708280 | MOUNT | switch | | 1 |
| 6 | 6668817 | SWITCH | rocker - Was 6665706 [A] | | 1 |
| 7 | 6660988 | RETAINER | | | 2 |
| 8 | 35C-412 | BOLT | | | 2 |
| 9 | 6708286 | MOUNT | nozzle | | 1 |
| 10 | 6664555 | NOZZLE | Was 6666767 [A] | | 1 |
| 11 | 17C-514 | BOLT | Was 35C-514 [B] | | 1 |
| 12 | 25E-15 | WASHER | | | 2 |
| 13 | 83D-5 | NUT | | | 1 |
| 14 | 84G-3710 | BOLT | | | 2 |
| 15 | 6708044 | MOUNT | tank | | 1 |
| 16 | NAP | HOSE | 84'(2133.6mm) long - Order Ref. REAR WIPER KIT(17) | | 1 |
| 17 | 6708310 | HOSE | bulk - Sold Per Foot - clear - 0.15'(3.81mm) I.D. | | x |
| 18 | 6664554 | PUMP | | | 1 |
| 19 | 6708035 | TANK | | | 1 |
| 20 | 6665605 | CAP | | | 1 |
| 21 | 6610510 | NYLON TIE | | | 5 |
| 22 | 6708069 | BUSHING | | | 1 |
| 23 | 6708272 | STOP | cab | | 2 |
| 24 | 6666766 | GROMMET | | | 1 |
| 25 | 6665602 | MOTOR | | | 1 |
| 26 | 6641179 | CONNECTOR | | | 1 |
| 27 | 6641180 | LOCK | | | 1 |
| 28 | 6669308 | RETAINER | | | 2 |
| 29 | 6724788 | INSTRUCTIONS | | | 1 |

RENTAL KIT

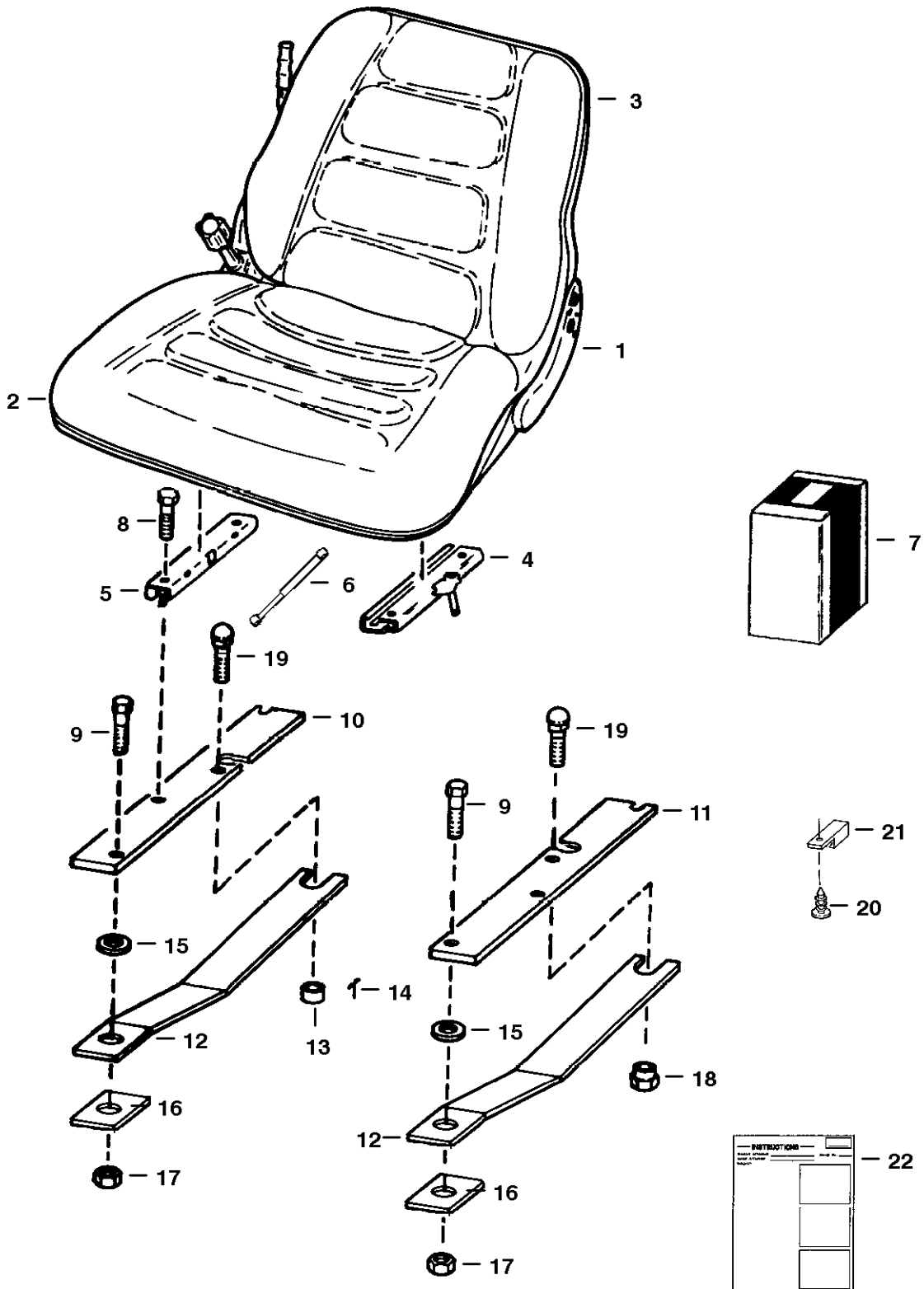


C-3477

RENTAL KIT

| Ref.N° | Part N° | Description | Remarks | Serial N° | Qty. |
|--------|---------|--------------|--|-----------|------|
| 1 | 6712750 | KIT | W/Ref. RENTAL KIT(2)-RENTAL KIT(24) | | 1 |
| 2 | 6552906 | BRACKET | | | 1 |
| 3 | 6567968 | WIRE | assy. | | 1 |
| 3 | 614142 | SLEEVE | | | 1 |
| 3 | 733611 | TERMINAL | female | | 1 |
| 3 | 6517924 | CONNECTOR | | | 1 |
| 3 | 30R-107 | TERMINAL | | | 1 |
| 4 | NAP | CONDUIT | 76.50' (1943,1 mm) - bulk - Sold Per Foot - Order Ref. RENTAL KIT(5) | | 1 |
| 5 | 6584978 | CONDUIT | | | 1 |
| 6 | 6610510 | NYLON TIE | | | 12 |
| 7 | 6630821 | SWITCH | temp. | | 1 |
| 8 | 6664221 | RETAINER | | | 1 |
| 9 | 6664886 | HOURLMETER | | | 1 |
| 10 | 6669420 | CONTROLLER | | | 1 |
| 11 | 6700228 | HARNESS | hourmeter | | 1 |
| 11 | 733611 | TERMINAL | female | | 1 |
| 11 | 6517924 | CONNECTOR | | | 1 |
| 11 | 6640690 | PIN | male | | x |
| 11 | 6641176 | SEAL | cable | | x |
| 11 | 6641179 | CONNECTOR | | | x |
| 11 | 6641180 | LOCK | | | x |
| 12 | 6714038 | HARNESS | | | 1 |
| 12 | 733616 | TERMINAL | male | | x |
| 12 | 6640691 | PIN | female | | x |
| 12 | 6641176 | SEAL | cable | | x |
| 12 | 6641178 | CONNECTOR | | | x |
| 12 | 6641180 | LOCK | | | x |
| 12 | 6641181 | LOCK | | | x |
| 13 | 6714039 | HARNESS | | | 1 |
| 13 | 6640690 | PIN | male | | x |
| 13 | 6641176 | SEAL | cable | | x |
| 13 | 6641179 | CONNECTOR | | | x |
| 13 | 6641180 | LOCK | | | x |
| 14 | 12D-6 | NUT | | | 2 |
| 15 | 19F-5 | REDUCER | | | 1 |
| 16 | 35C-408 | BOLT | | | 2 |
| 17 | 35C-716 | BOLT | | | 1 |
| 18 | 55D-4 | NUT | | | 2 |
| 19 | 55D-7 | NUT | | | 1 |
| 20 | 85G-608 | SCREW | | | 2 |
| 21 | 6671964 | SENDER | 800 Models only | | 1 |
| 22 | 6714990 | WIRE | 800 Models only | | 1 |
| 23 | 6714991 | WIRE | 800 Models only | | 1 |
| 24 | 6900133 | INSTRUCTIONS | | | 1 |

SEAT (Suspension - Grammer)



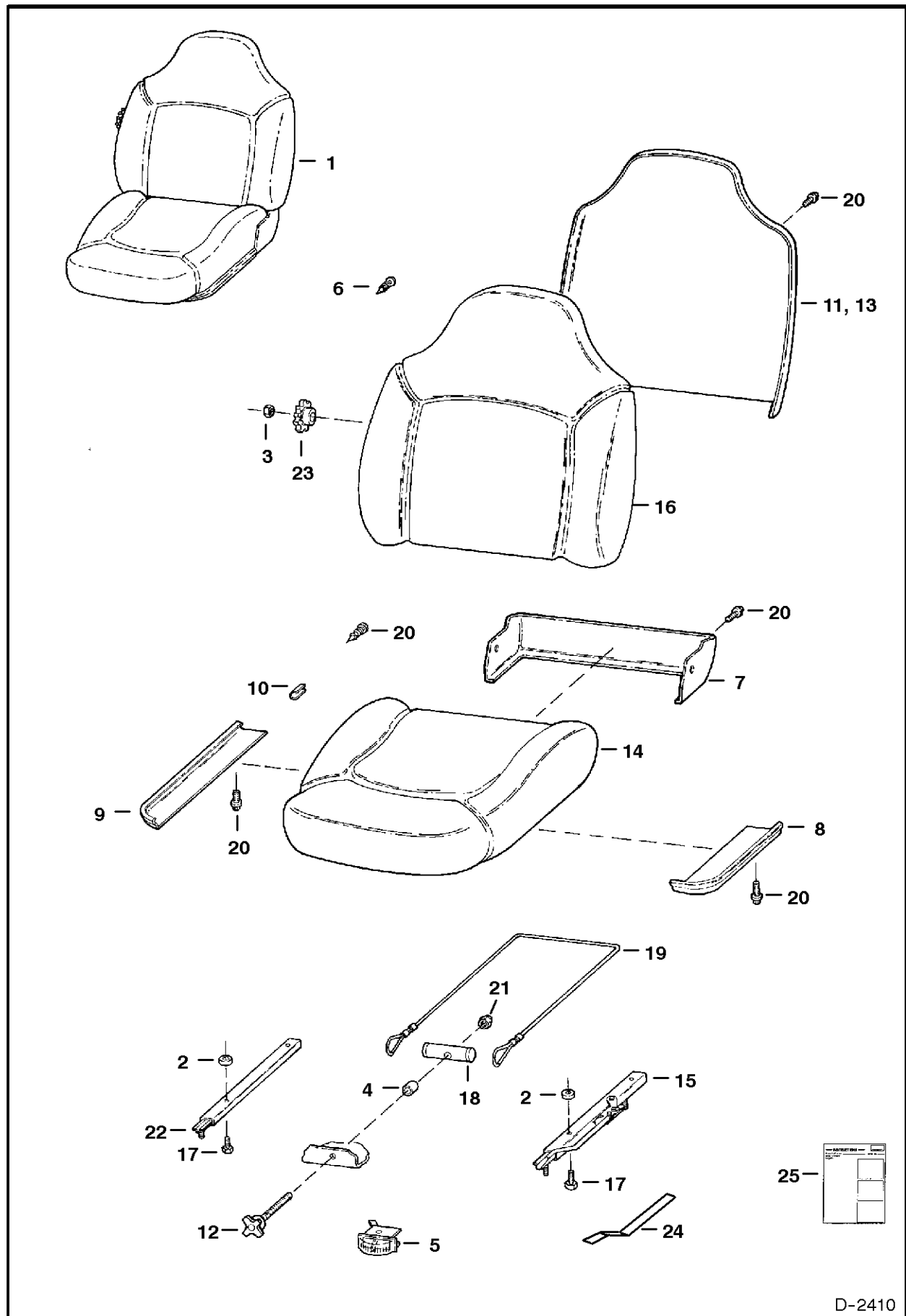
C-3375

SEAT

Page : 1

| Ref.N° | Part N° | Description | Remarks | Serial N° | Qty. |
|--------|---------|--------------|--|-----------|------|
| 1 | 6632388 | SEAT | Also order Ref. SEAT(7) Seat Mount Kit for first time conversions | | 1 |
| 2 | 3737010 | CUSHION | seat | | 1 |
| 3 | 3737081 | CUSHION | backrest | | 1 |
| 4 | 3737000 | TRACK | W/Adjusting Handle | | 1 |
| 5 | 3737001 | TRACK | W/O Adjusting Handle | | 1 |
| 6 | 6660348 | GAS SPRING | | | 1 |
| 7 | 6708523 | KIT | seat mount - Ref. SEAT(9) - SEAT(11), SEAT(16) & SEAT(19) - SEAT(22) - used to relocate seatxcom3i }H~10{M | | x |
| 7 | | | sensor forward a distance of 4.6"(116,8 mm) & widens seat mount holes to 12.91"(327,9 mm) | | 1 |
| 8 | 17C-512 | BOLT | | | 4 |
| 9 | 17C-508 | BOLT | | | 4 |
| 10 | 6712183 | MOUNT | R.H. - Was 6708503 [A] | | 1 |
| 11 | 6712186 | MOUNT | L.H. - Was 6708504 [A] | | 1 |
| 12 | 6706966 | SPRING | plate | | 2 |
| 13 | 6710751 | BUSHING | spacer - Was 6706686 [A] | | 1 |
| 14 | 6664881 | KEY | magnet bushing | | 1 |
| 15 | 6706890 | WASHER | | | 2 |
| 16 | 6710622 | WASHER | Was 6701174 [A] | | 2 |
| 17 | 61D-5 | NUT | | | 2 |
| 18 | 6707319 | NUT | spacer | | 1 |
| 19 | 37C-516 | BOLT | carriage | | 2 |
| 20 | 6664221 | RETAINER | | | 1 |
| 21 | 6665000 | CLIP | | | 1 |
| 22 | 6724161 | INSTRUCTIONS | | | 1 |

SEAT (Suspension - Michigan)



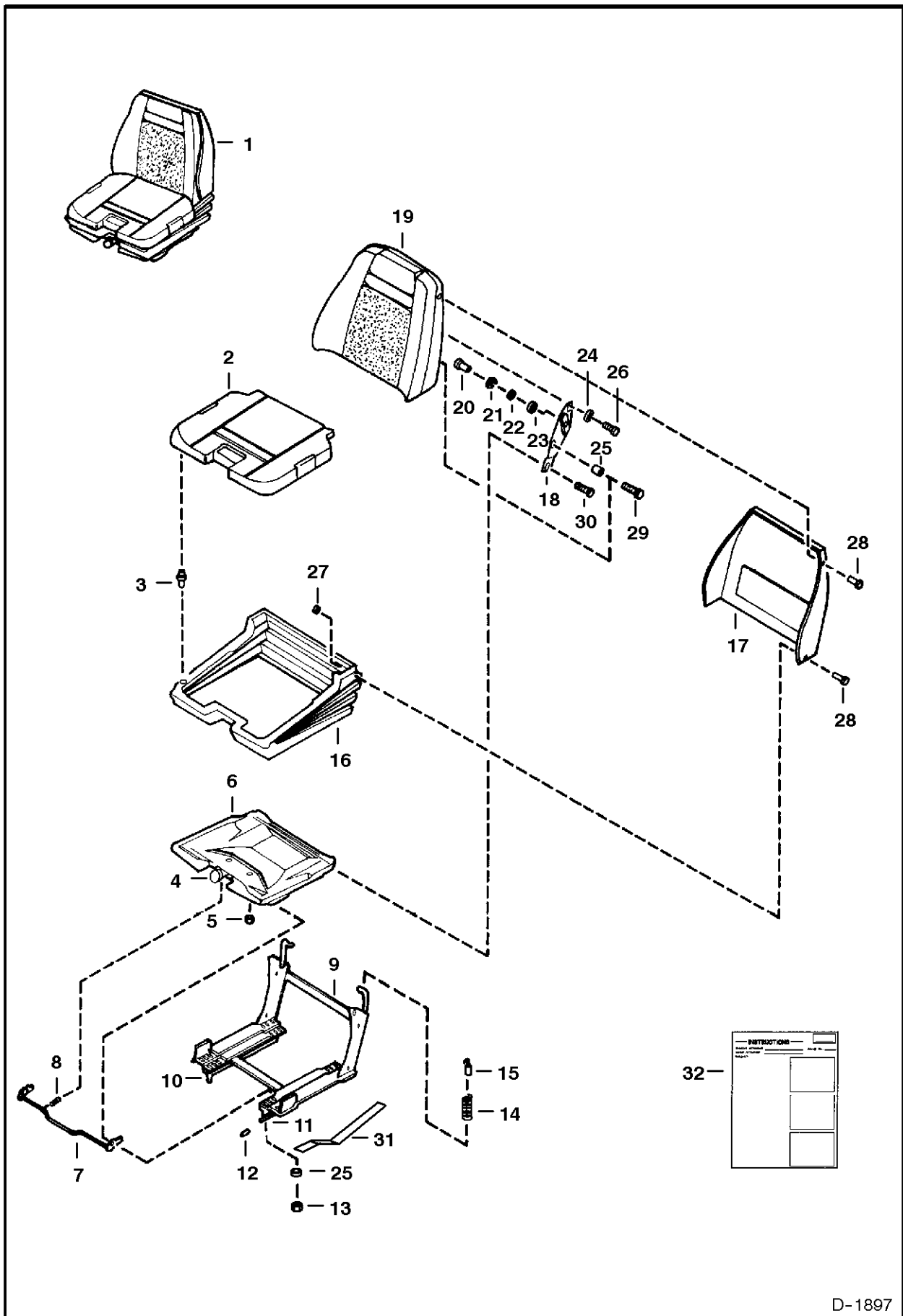
D-2410

SEAT

Page : 1

| Ref.N° | Part N° | Description | Remarks | Serial N° | Qty. |
|--------|---------|--------------|---|-----------|------|
| 1 | 6674019 | SEAT | Ref. SEAT(2) - SEAT(23) - If loader is equipped W/Seat Sensor Also Order Ref. SEAT(24) & SEAT(25) - Was 6670113 [A] | | 1 |
| 2 | 6672715 | SPACER | | | 4 |
| 3 | 6672738 | NUT | | | 1 |
| 4 | 6672717 | SPACER | | | 1 |
| 5 | 6672718 | INDICATOR | | | 1 |
| 6 | 6672719 | CLIP | | | 7 |
| 7 | 6672720 | COVER | | | 1 |
| 8 | 6672721 | FENDER | L.H. | | 1 |
| 9 | 6672722 | FENDER | R.H. | | 1 |
| 10 | 6672723 | CLIP | | | 2 |
| 11 | 6672724 | PANEL | | | 1 |
| 12 | 6672725 | KNOB | | | 1 |
| 13 | 6672726 | FRAME | | | 1 |
| 14 | 6672727 | CUSHION | seat | | 1 |
| 15 | NAP | ADJUSTER | L.H. - W/10'(254 mm) latch - Was 6672728 [A] | | 1 |
| 15 | 6674013 | TRACK | L.H. - W/8'(203,2 mm) latch | | 1 |
| 16 | 6672729 | CUSHION | back | | 1 |
| 17 | 6672730 | BOLT | | | 4 |
| 18 | 6672731 | BAR | | | 1 |
| 19 | 6672732 | CABLE | | | 2 |
| 20 | 6672733 | BOLT | | | 14 |
| 21 | 6672734 | NUT | | | 1 |
| 22 | 6669089 | TRACK | Was 6672735 [A] | | 1 |
| 23 | 6674263 | KNOB | Was 6672737 [A] | | 1 |
| 23 | 6672736 | DECAL | | | 1 |
| 24 | 6706966 | SPRING | plate | | 1 |
| 25 | 6724017 | INSTRUCTIONS | | | 1 |

SEAT (Suspension - Milsco)



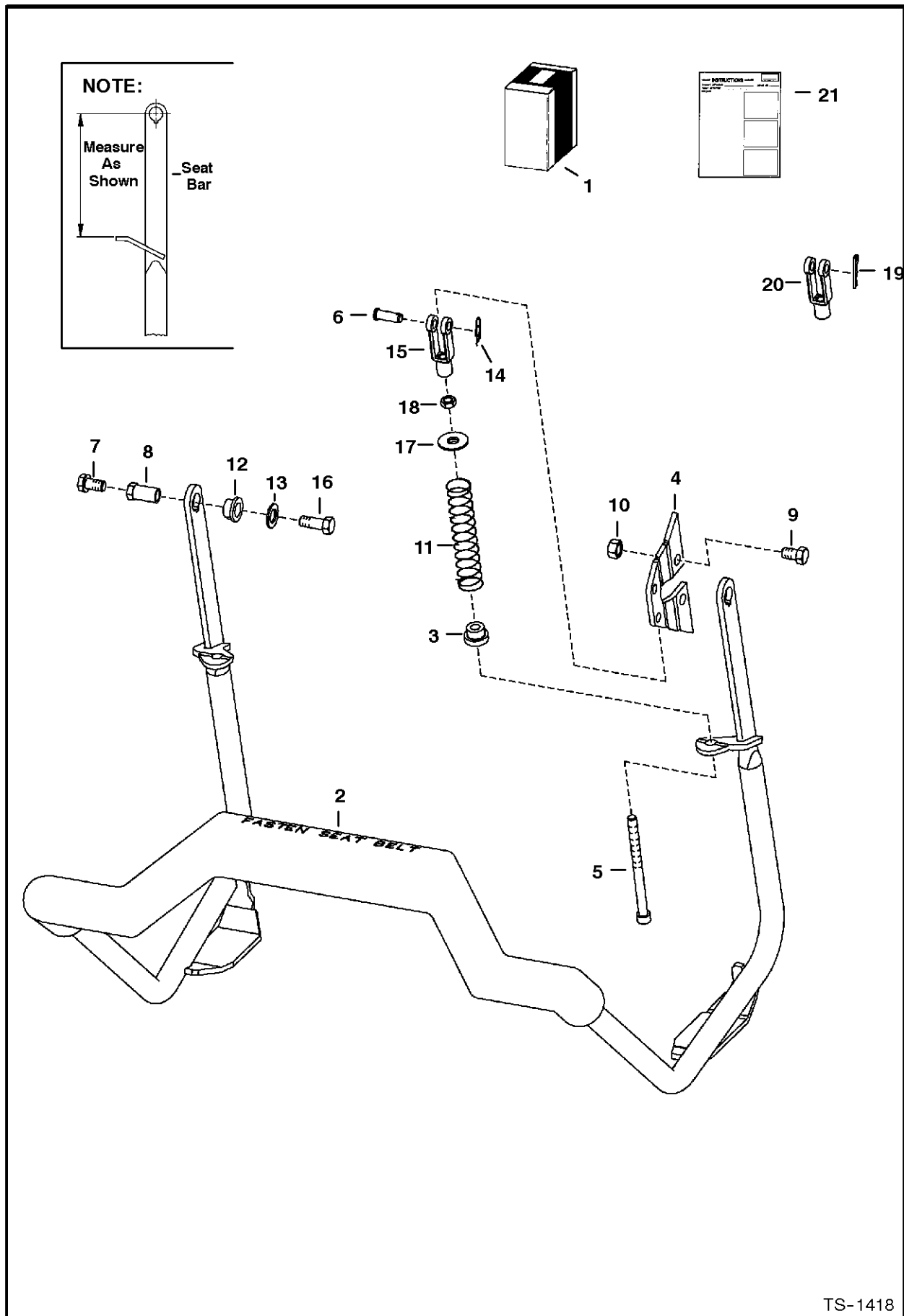
D-1897

SEAT

Page : 1

| Ref.N° | Part N° | Description | Remarks | Serial N° | Qty. |
|--------|---------|--------------|--|-----------|------|
| 1 | NAP | SEAT KIT | Ref. SEAT(2) - SEAT(30) -Order 6674019inD1}e Seat - See Page SEAT(1) - If loader is equipped W/Seat Sensor Also Order Ref. SEAT(| | 1 |
| 2 | 6650226 | SEAT CUSHION | W/Ref. SEAT(3) | | 1 |
| 3 | 6650231 | CLIP | | | x |
| 4 | 6650219 | KNOB KIT | W/Nut, Bushing | | 1 |
| 5 | 6650241 | PUSH NUT | | | 2 |
| 6 | 6650230 | SEAT PAN | W/Mounting Hardware | | 1 |
| 7 | 6650221 | LATCH TILT | W/Ref. SEAT(8) - W/Mounting Hardware | | 1 |
| 8 | 6650229 | SPRING | | | 1 |
| 9 | NSS | FRAME | | | 1 |
| 10 | 6650228 | TRACK | | | 1 |
| 11 | 6599779 | ADJUSTER | Was 6650227 [A] | | 1 |
| 12 | 6650242 | TIP | | | 1 |
| 13 | 61D-5 | NUT | | | 4 |
| 14 | 6650222 | SPRING | | | 1 |
| 15 | 6650223 | CABLE | | | 1 |
| 16 | 6650243 | BOOT | | | 1 |
| 17 | 6650220 | SHROUD | W/Mounting Hardware | | 1 |
| 18 | 6650224 | SUPPORT | R.H. & L.H. Backrest | | 1 |
| 19 | 6650225 | BACK CUSHION | W/Mounting Hardware | | 1 |
| 20 | 6650244 | NUT | | | 2 |
| 21 | 6650245 | WASHER | | | 2 |
| 22 | 6650246 | WASHER | | | 2 |
| 23 | 6650247 | WASHER | | | 2 |
| 24 | 6650248 | SPACER | | | 2 |
| 25 | 6650249 | SPACER | | | 2 |
| 26 | 17C-510 | BOLT | | | 4 |
| 27 | 6650250 | WASHER | | | 5 |
| 28 | 6650251 | CLIP | | | 7 |
| 29 | 6668717 | SCREW | shoulder | | 4 |
| 30 | 31C-510 | BOLT | | | 2 |
| 31 | 6706966 | SPRING | plate - See Page SEAT & SEAT BAR(1) | | 1 |
| 32 | 6724017 | INSTRUCTIONS | | | 1 |

SEAT BAR KIT (Compression Spring)

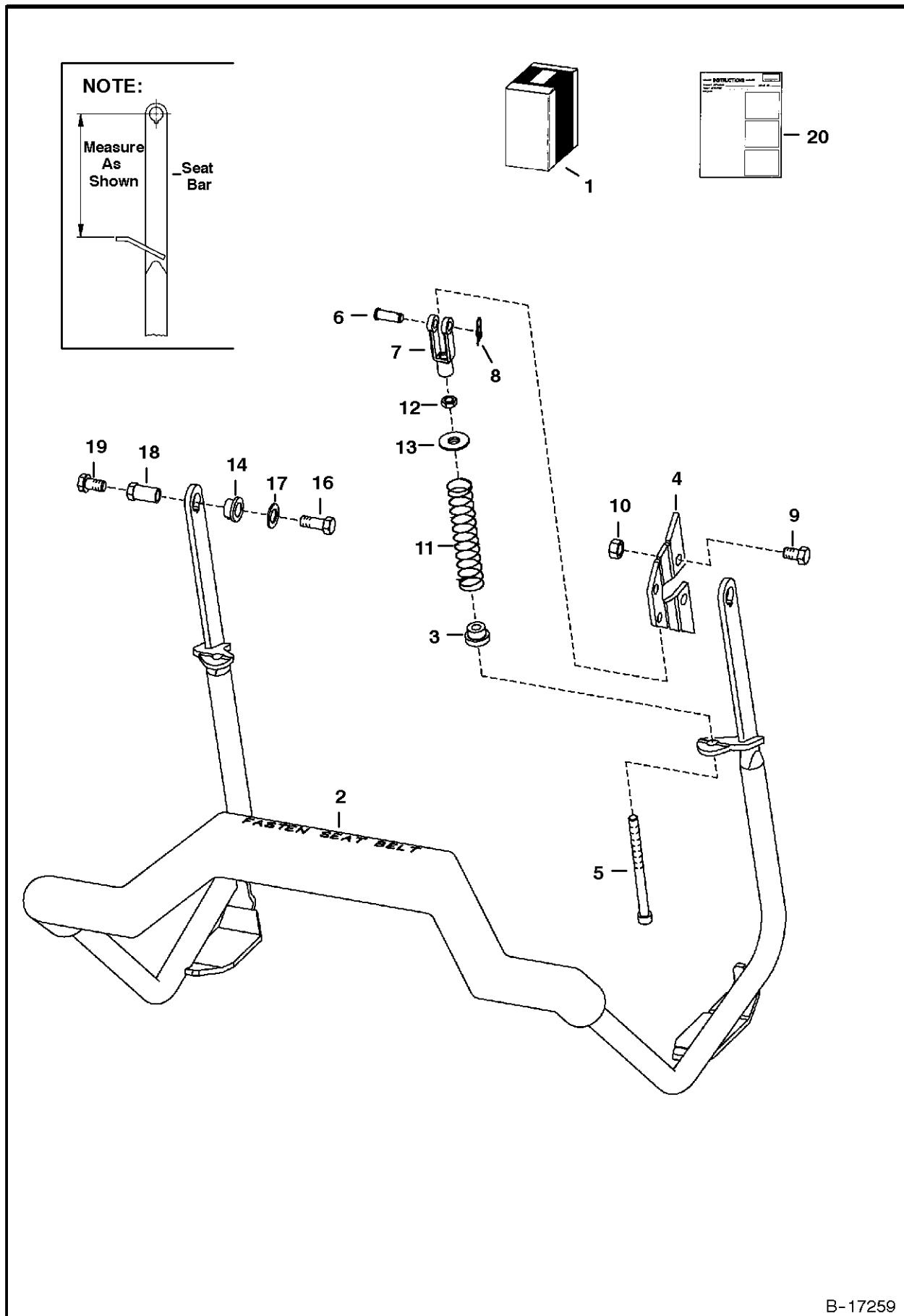


SEAT BAR KIT

Page : 1

| Ref.N° | Part N° | Description | Remarks | Serial N° | Qty. |
|--------|---------|--------------|--|-----------|------|
| 1 | 6713853 | KIT | Ref. SEAT BAR KIT(2) - SEAT BAR KIT(16) & SEAT BAR KIT(21) | | 1 |
| 2 | NAP | SEAT BAR | Order 6716777inD1} J Seat Bar & (2) ea. of Ref. SEAT BAR KIT(3), SEAT BAR KIT(5), SEAT BAR KIT(14) & SEAT BAR KIT(15) - Was 6710 | | 1 |
| 2 | 6716777 | SEAT BAR | Was 6713609 [A] | | 1 |
| 3 | 6710659 | BUSHING | 'For Ref. SEAT BAR KIT(2) (NAP/6710661 Seat Bar) | | 2 |
| 3 | 6710659 | BUSHING | 'For Ref. SEAT BAR KIT(2) (6716777inD1} J Seat Bar) | | 4 |
| 4 | 6710660 | MOUNT | | | 2 |
| 5 | 6713887 | BOLT | Was 6711897 [A] | | 2 |
| 6 | 4F-6106 | PIN | clevis | | 2 |
| 7 | 35C-608 | BOLT | | | 2 |
| 8 | 6706962 | BUSHING | | | 1 |
| 9 | 17C-712 | BOLT | | | 2 |
| 10 | 91D-7 | NUT | | | 2 |
| 11 | 6701535 | SPRING | | | 2 |
| 12 | 6664882 | BUSHING | | | 2 |
| 13 | 25E-17 | WASHER | | | 2 |
| 14 | 6631418 | PIN | 'For Ref. SEAT BAR KIT(2) (6716777inD1} J Seat Bar) | | 2 |
| 15 | 6713589 | CLEVIS | 1.19'(30,2 mm) slot length - 'For Ref. SEAT BAR KIT(2) (6716777inD1} J Seat Bar) | | 2 |
| 16 | 17C-612 | BOLT | | | 2 |
| 17 | 6571991 | WASHER | 'For Ref. SEAT BAR KIT(2) (NAP/6710661 Seat Bar) - Not in Kit | | 2 |
| 18 | 8D-6 | NUT | jam - 'For Ref. SEAT BAR KIT(2) (NAP/6710661 Seat Bar) - Not in Kit | | 2 |
| 19 | 1306637 | PIN | cotter - 'For Ref. SEAT BAR KIT(2) (NAP/6710661 Seat Bar) - Not in Kit | | 2 |
| 20 | 2J-6208 | CLEVIS | 1.625'(41,3 mm) slot length - For 'Ref. SEAT BAR KIT(2) (NAP/6710661 Seat Bar) | | 2 |
| 21 | 6900096 | INSTRUCTIONS | Was 6900328 [A] | | 1 |

SEAT BAR KIT (Forward Position Compression Spring)

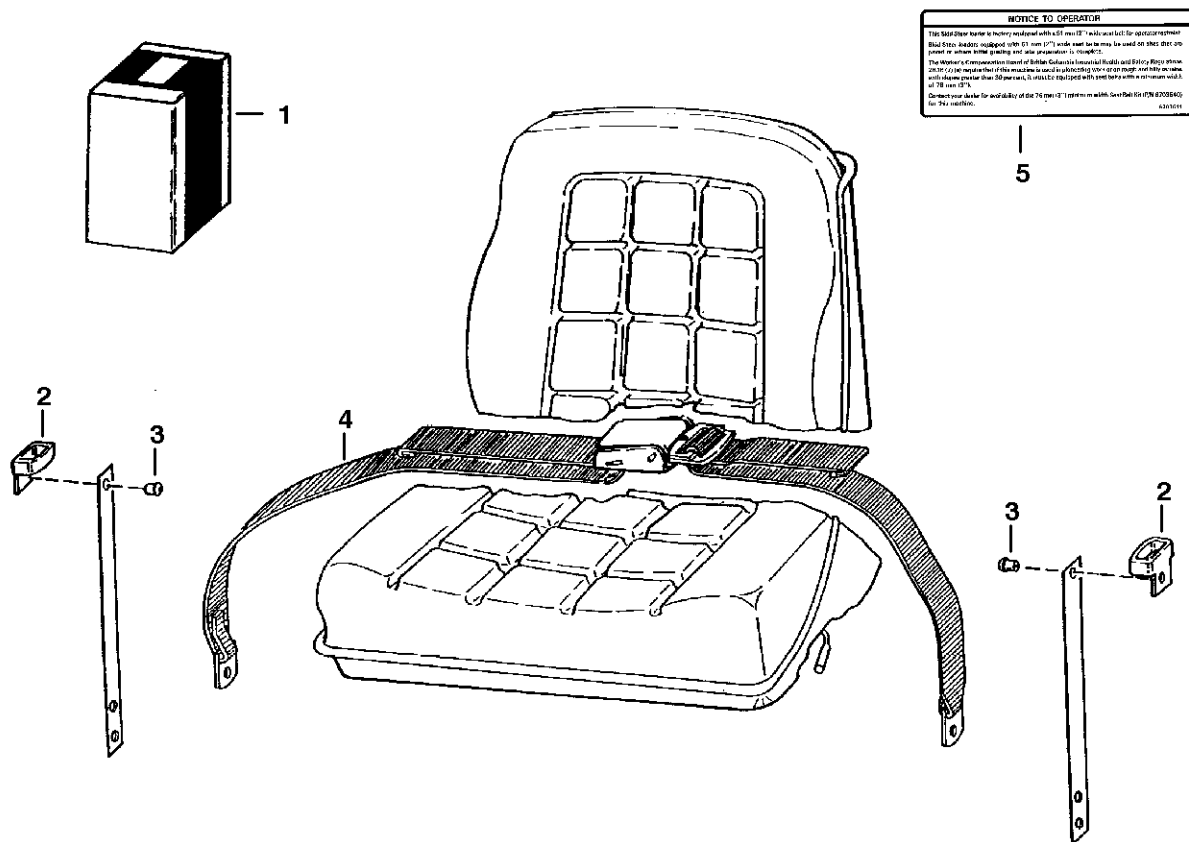


SEAT BAR KIT

Page : 1

| Ref.N° | Part N° | Description | Remarks | Serial N° | Qty. |
|--------|---------|--------------|-----------------|-----------|------|
| 1 | 6714285 | KIT | | | 1 |
| 2 | 6716779 | SEAT BAR | Was 6714282 [A] | | 1 |
| 3 | 6710659 | BUSHING | | | 4 |
| 4 | 6710660 | MOUNT | | | 2 |
| 5 | 6713887 | BOLT | | | 2 |
| 6 | 4F-6106 | PIN | clevis | | 2 |
| 7 | 6713589 | CLEVIS | | | 2 |
| 8 | 6631418 | PIN | | | 2 |
| 9 | 17C-712 | BOLT | | | 2 |
| 10 | 91D-7 | NUT | | | 2 |
| 11 | 6701535 | SPRING | | | 2 |
| 12 | 8D-6 | NUT | jam | | 2 |
| 13 | 6571991 | WASHER | | | 2 |
| 14 | 6664882 | BUSHING | | | 2 |
| 15 | 6714629 | DECAL | | | 1 |
| 16 | 17C-612 | BOLT | | | 2 |
| 17 | 25E-17 | WASHER | | | 2 |
| 18 | 6706962 | BUSHING | | | 1 |
| 19 | 35C-608 | BOLT | | | 2 |
| 20 | 6900328 | INSTRUCTIONS | | | 1 |

**SEAT BELT
(3' Wide)**



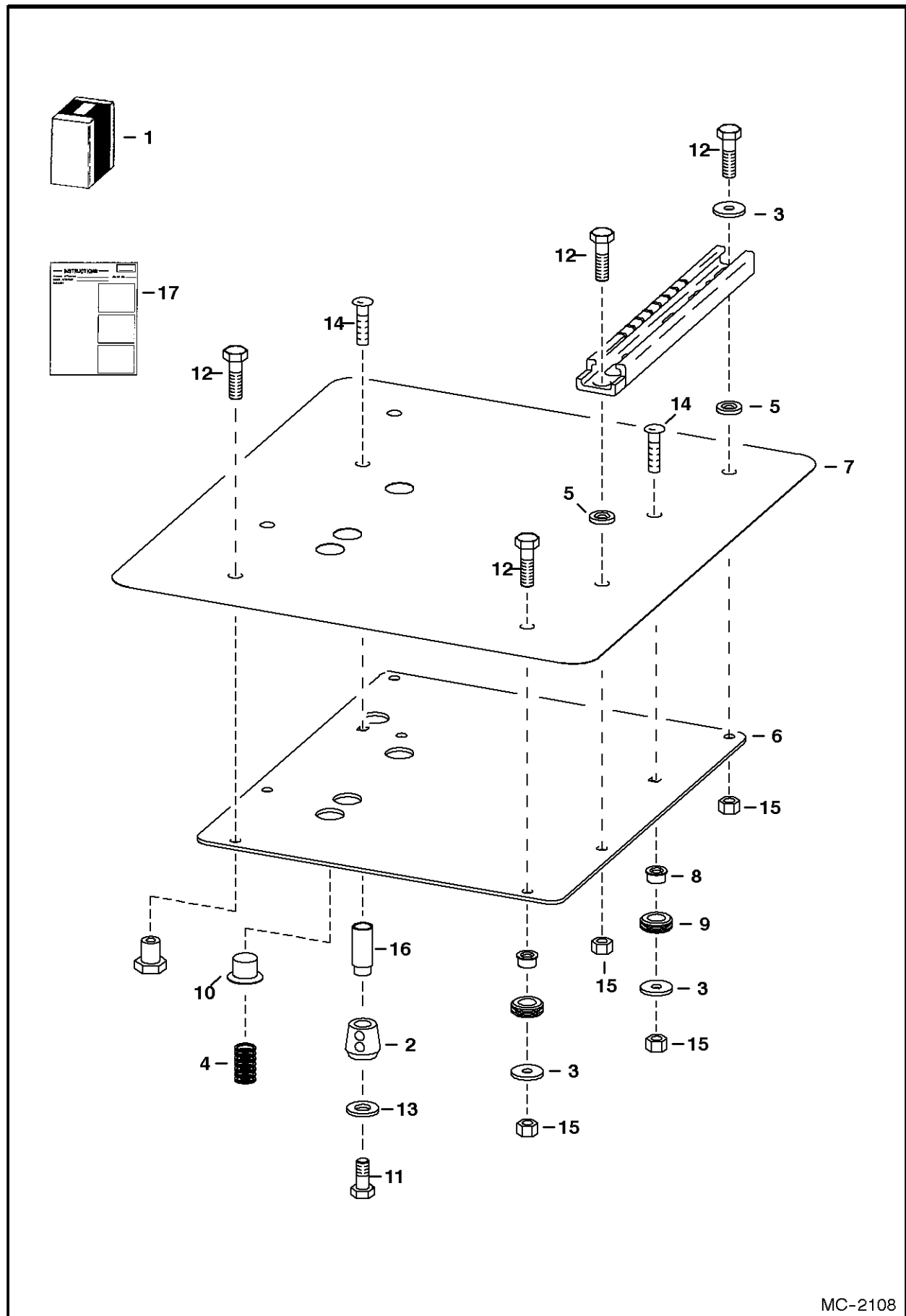
NOTE: Complies with British Columbia Industrial Health and Safety Regulations 26.16 (7) (a).

B-13601

SEAT BELT

| Ref.N° | Part N° | Description | Remarks | Serial N° | Qty. |
|--------|---------|-------------|------------|-----------|------|
| 1 | 6703640 | KIT | W/Ref. 2-5 | | 1 |
| 2 | 6703703 | GUIDE | | | 2 |
| 3 | 6512797 | RIVET | | | 4 |
| 4 | 6659999 | BELT | | | 1 |
| 5 | 6703641 | DECAL | | | x |

SEAT KIT (Side Pivot) (For Standard & Suspension Seats)

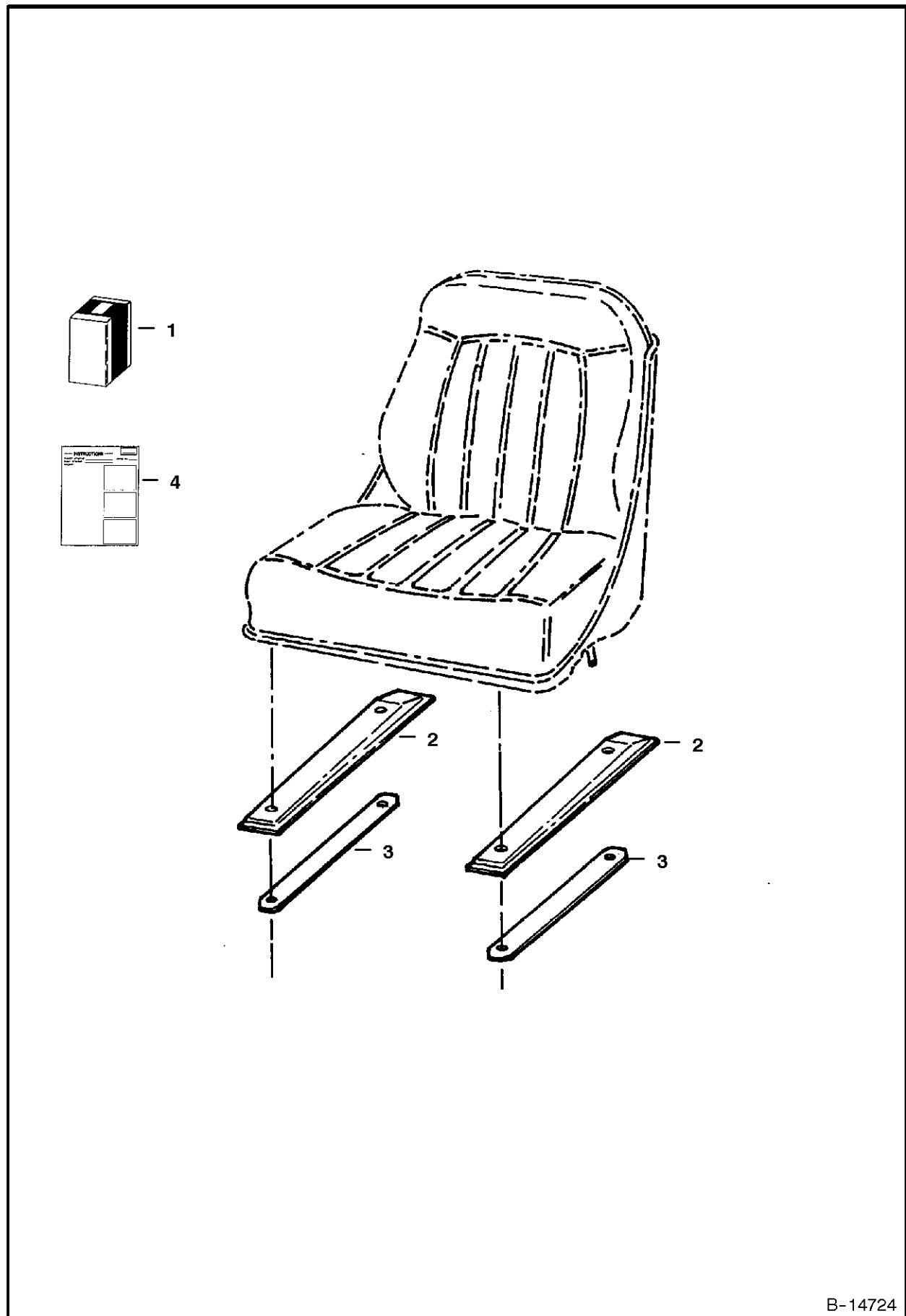


SEAT KIT

Page : 1

| Ref.N° | Part N° | Description | Remarks | Serial N° | Qty. |
|--------|---------|--------------|---|-----------|------|
| 1 | NAP | KIT | Ref. SEAT KIT(2)-SEAT KIT(17) - Order Push to Operate' Kit - See Page PUSH TO OPERATE KIT(1) & PUSH TO OPERATE KIT(1) - Was 670 | | 1 |
| 2 | 6666608 | BUSHING | magnet | | 1 |
| 3 | 6701174 | WASHER | | | 4 |
| 4 | 6702430 | SPRING | | | 3 |
| 5 | 6706890 | WASHER | | | 4 |
| 6 | NAP | MOUNT | seat - Was 6708447 [A] | | 1 |
| 7 | 6708460 | COVER | mount | | 1 |
| 8 | 6708465 | BUSHING | seat | | 2 |
| 9 | 6708622 | GROMMET | | | 2 |
| 10 | 6708680 | GUIDE | spring | | 3 |
| 11 | 17C-508 | BOLT | | | 1 |
| 12 | 17C-516 | BOLT | | | 6 |
| 13 | 25E-16 | WASHER | | | 1 |
| 14 | 37C-516 | BOLT | | | 2 |
| 15 | 61D-5 | NUT | | | 6 |
| 16 | 6710751 | BUSHING | spacer - Was 6706686 [A] | | 1 |
| 17 | 6724258 | INSTRUCTIONS | | | 1 |

SEAT RAIL COVER KIT

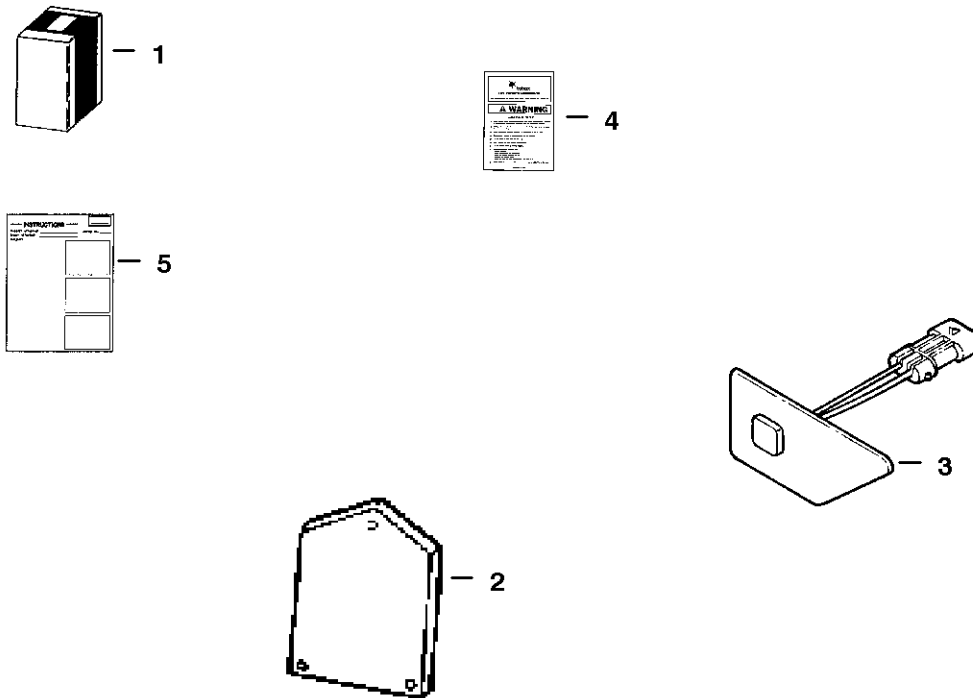


B-14724

SEAT RAIL COVER KIT

| Ref.N° | Part N° | Description | Remarks | Serial N° | Qty. |
|--------|---------|--------------|--|-----------|------|
| 1 | 6712184 | KIT | W/Ref. SEAT RAIL COVER KIT(2) - SEAT RAIL COVER KIT(4) | | 1 |
| 2 | 6711729 | COVER | | | 2 |
| 3 | 6711730 | STRIP | | | 2 |
| 4 | 6724800 | INSTRUCTIONS | | | 1 |

SEAT SENSOR OVERRIDE (Mechanical Hand Controls)

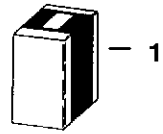


B-17268


SEAT SENSOR OVERRIDE

| Ref.N° | Part N° | Description | Remarks | Serial N° | Qty. |
|--------|---------|--------------|---|-----------|------|
| 1 | NAP | KIT | Ref. SEAT SENSOR OVERRIDE(2) - SEAT SENSOR OVERRIDE(5) - Order 6717702inD1} Kit - See Page PUSH TO OPERATE KIT(1) - Was 6716460 | | 1 |
| 2 | NAP | CONTROLLER | Was 6673002 [A] | | 1 |
| 3 | NAP | SWITCH | Was 6673005 [A] | | 1 |
| 4 | 6708021 | HANDBOOK | Operator | | 1 |
| 5 | NAP | INSTRUCTIONS | Was 6900589 [A] | | 1 |


SEAT SENSOR OVERRIDE (Foot Pedals)



1



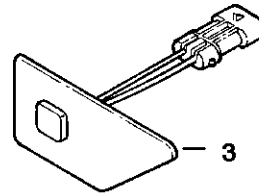
4



5



2



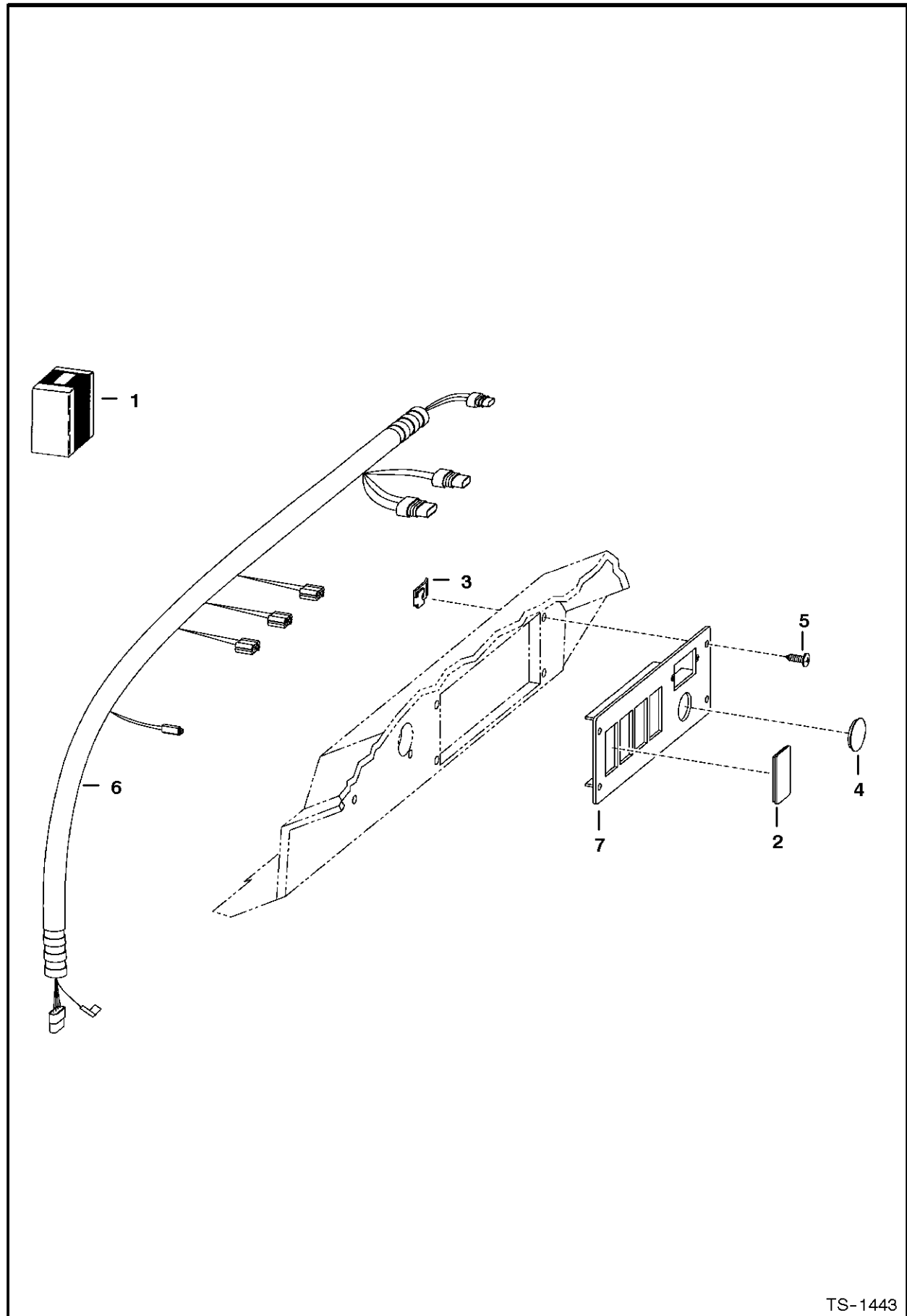
3

B-17268A

SEAT SENSOR OVERRIDE

| Ref.N° | Part N° | Description | Remarks | Serial N° | Qty. |
|--------|---------|--------------|--|-----------|------|
| 1 | NAP | KIT | Ref. SEAT SENSOR OVERRIDE(2) - SEAT SENSOR OVERRIDE(5) - Order 6717700inD1}. Kit - See Page PUSH TO OPERATE KIT(1) - Was 6716458 | | 1 |
| 2 | NAP | CONTROLLER | Was 6673002 [A] | | 1 |
| 3 | NAP | SWITCH | Was 6673005 [A] | | 1 |
| 4 | 6708158 | HANDBOOK | Operator | | 1 |
| 5 | NAP | INSTRUCTIONS | Was 6900589 [A] | | 1 |

SIDE CONSOLE KIT
(S/N 5096 40053 & Above, 5096 16512-34999)

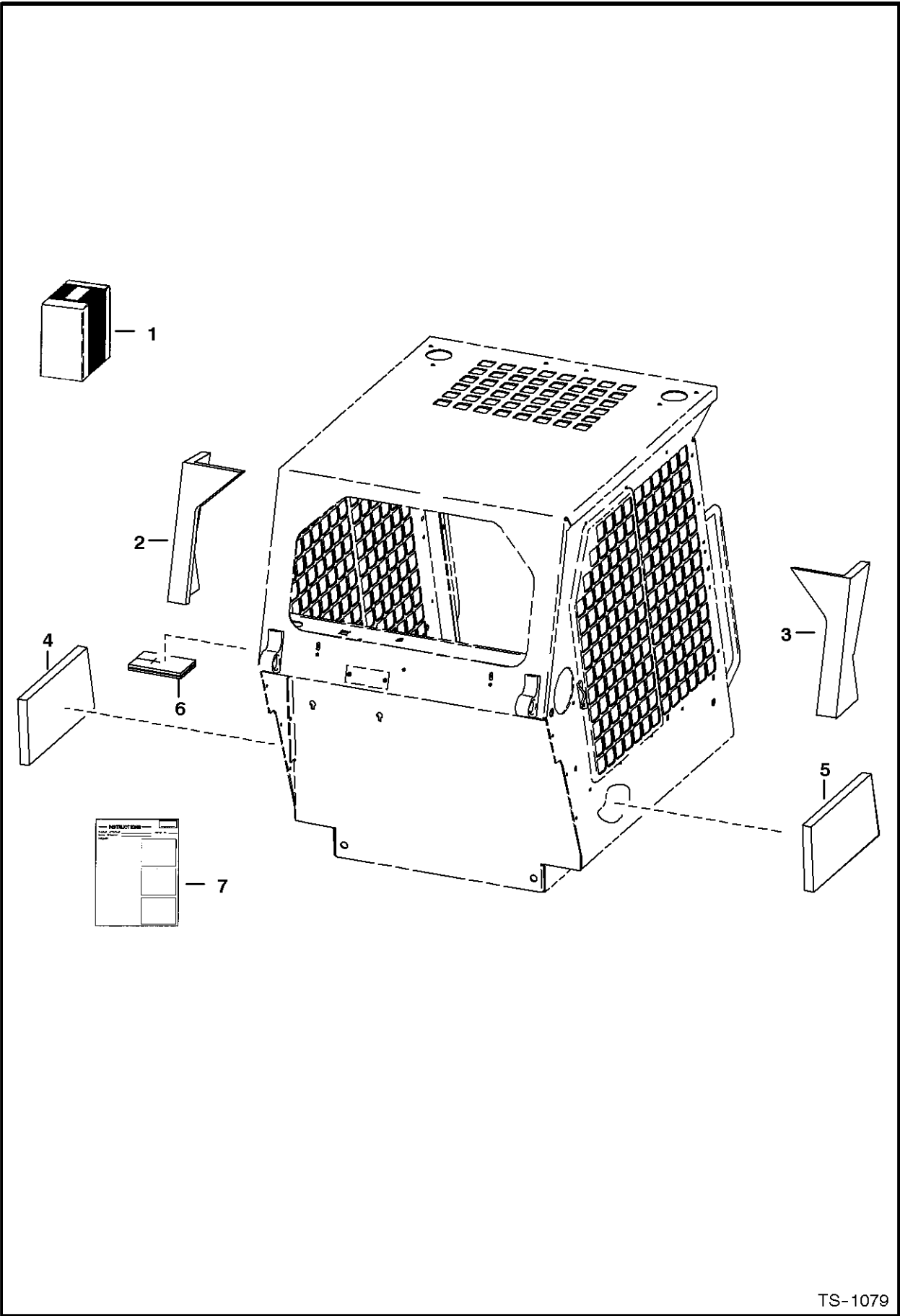


TS-1443

SIDE CONSOLE KIT

| Ref.N° | Part N° | Description | Remarks | Serial N° | Qty. |
|--------|---------|-------------|---------------------------------|-----------|------|
| 1 | 6712700 | KIT | side console | | 1 |
| 2 | 6719038 | PLUG | rocker switch - Was 6665314 [A] | | 5 |
| 3 | 6669091 | CLIP | | | 4 |
| 4 | 6669146 | PLUG | | | 1 |
| 5 | 6669224 | BOLT | | | 4 |
| 6 | 6710481 | HARNESS | | | 1 |
| 7 | 6710527 | PANEL | | | 1 |

SOUND KIT



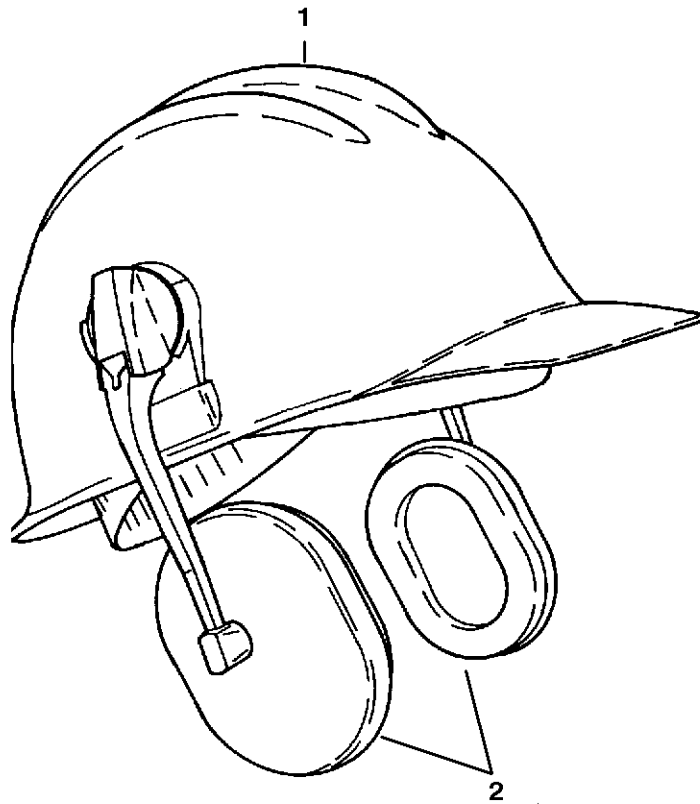
DealerNation Quality Equipment Manuals - dealernation@aol.com

TS-1079

SOUND KIT

| Ref.N° | Part N° | Description | Remarks | Serial N° | Qty. |
|--------|---------|--------------|----------------------------------|-----------|------|
| 1 | 6704125 | SOUND KIT | Ref. SOUND KIT(2) - SOUND KIT(7) | | 1 |
| 2 | 6703449 | INSULATION | cab back | | 1 |
| 3 | 6703450 | INSULATION | cab back | | 1 |
| 4 | 6703451 | INSULATION | cab back | | 1 |
| 5 | 6703452 | INSULATION | cab back | | 1 |
| 6 | 6703455 | INSULATION | cab back | | 1 |
| 7 | 6720961 | INSTRUCTIONS | | | 1 |

SOUND REDUCTION HARDHAT

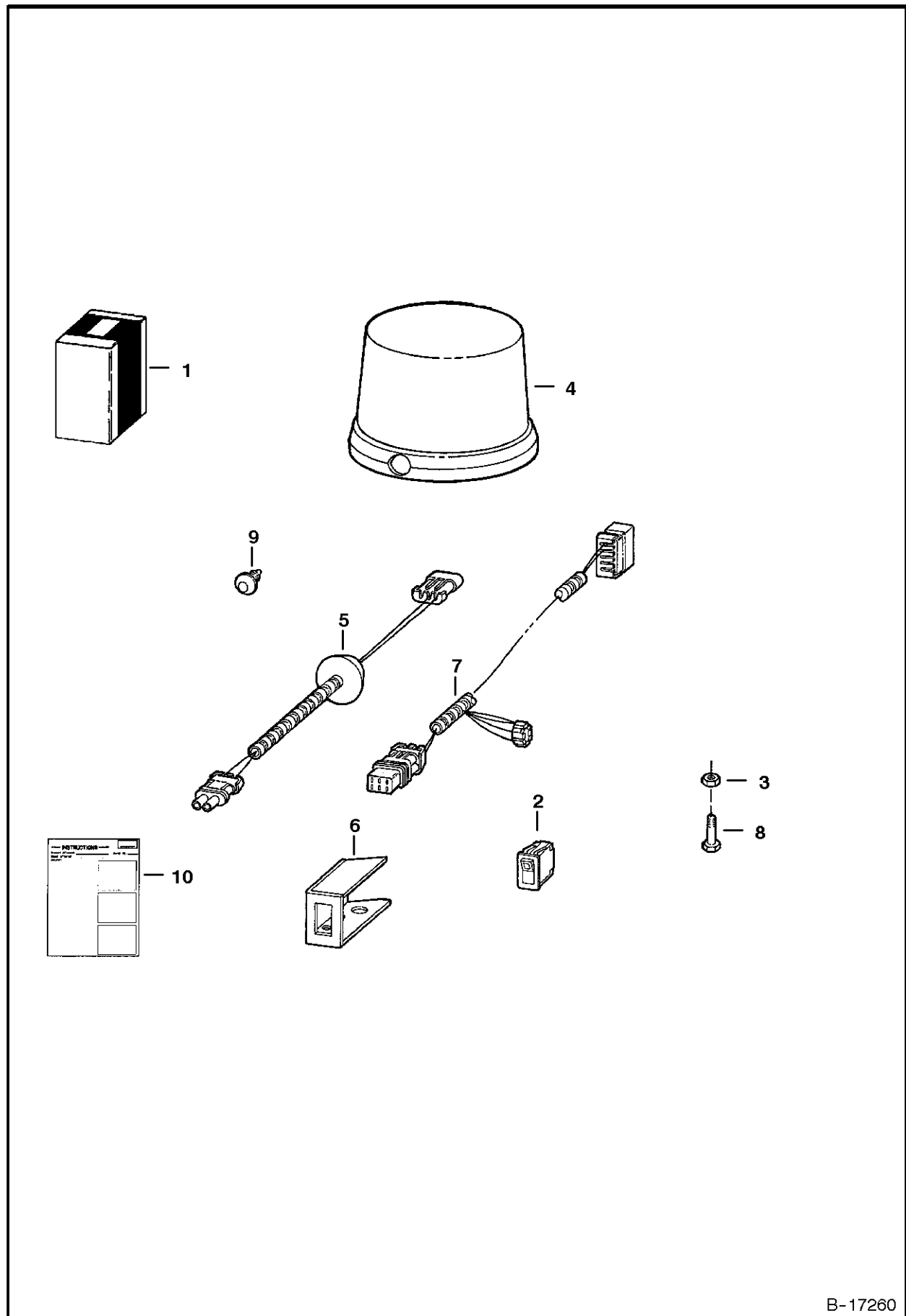


B-3111

SOUND REDUCTION HARDHAT

| Ref.N° | Part N° | Description | Remarks | Serial N° | Qty. |
|--------|---------|-------------|---------|-----------|------|
| 1 | 6559552 | HARDHAT | | | 1 |
| 2 | 6559775 | EARMUFFS | | | 1 |

STROBE LIGHT

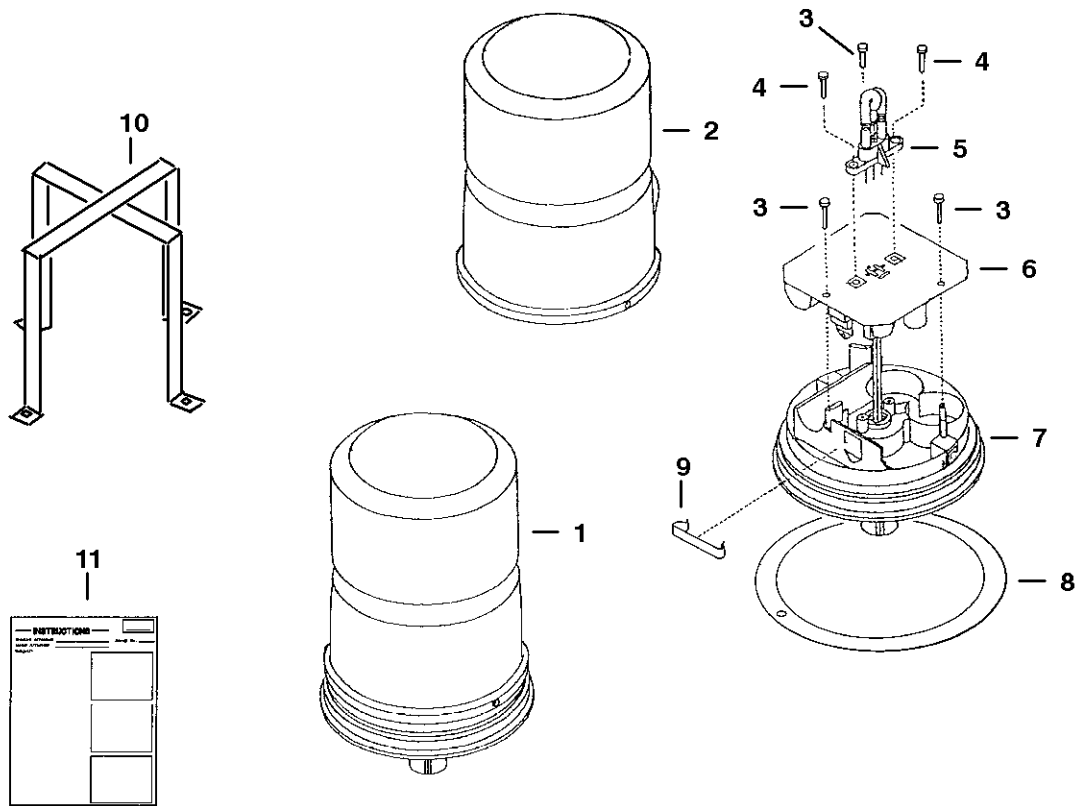


B-17260

STROBE LIGHT

| Ref.N° | Part N° | Description | Remarks | Serial N° | Qty. |
|--------|---------|--------------|---|-----------|------|
| 1 | 6712696 | STROBE KIT | Strobe light - Ref. STROBE LIGHT(2)-STROBE LIGHT (10) | | 1 |
| 2 | 6668816 | SWITCH | | | 1 |
| 3 | 6660988 | RETAINER | | | 2 |
| 4 | 6669191 | LIGHT | Strobe - magnetic base | | 1 |
| 4 | 6665022 | FLASH TUBE | bulb | | 1 |
| 5 | 6708318 | HARNESS | beacon | | 1 |
| 6 | 6711708 | MOUNT | switch | | 1 |
| 7 | 6712258 | HARNESS | strobe | | 1 |
| 8 | 35C-412 | BOLT | | | 2 |
| 9 | 6669308 | RETAINER | | | 2 |
| 10 | 6724071 | INSTRUCTIONS | | | 1 |

STROBE LIGHT (Amber - 3414 ALW)

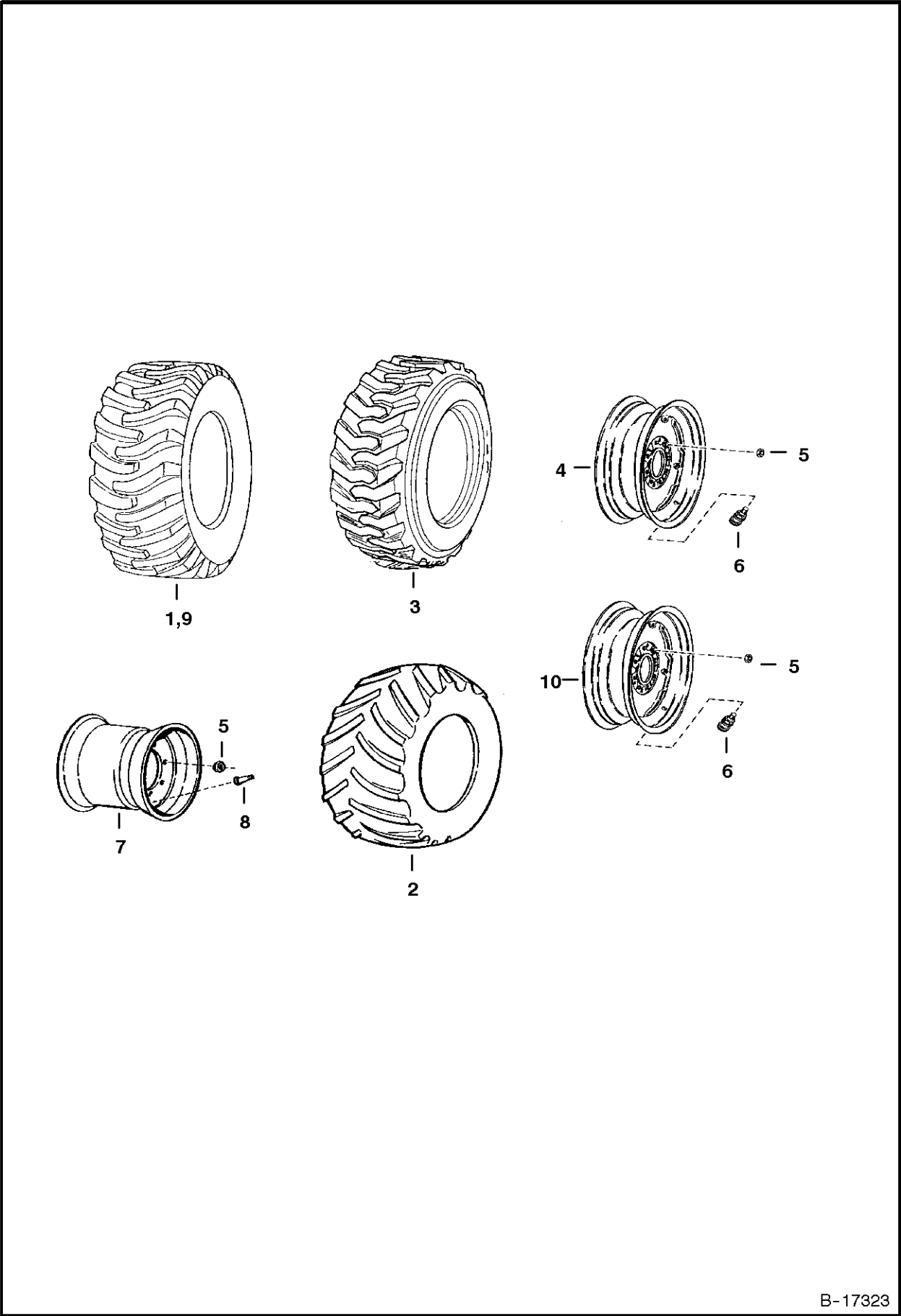


B-13592

STROBE LIGHT

| Ref.N° | Part N° | Description | Remarks | Serial N° | Qty. |
|--------|---------|--------------|--|-----------|------|
| 1 | 6587526 | KIT | Strobe light - Ref. STROBE LIGHT(2) - STROBE LIGHT(9) & STROBE LIGHT(11) | | 1 |
| 2 | 6665021 | LENS | Amber | | 1 |
| 2 | 6665025 | LENS | Blue - Not in kit | | 1 |
| 3 | NSS | SCREW | | | 3 |
| 4 | NSS | SCREW | | | 1 |
| 5 | 6665022 | FLASH TUBE | | | 1 |
| 6 | NSS | POWER SUPPLY | | | 1 |
| 7 | NSS | BASE | | | 1 |
| 8 | 6665023 | GASKET | | | 1 |
| 9 | NSS | RETAINER | | | 1 |
| 10 | 6665024 | BRANCH GUARD | Not in Kit | | 1 |
| 11 | 6720856 | INSTRUCTIONS | | | 1 |

TIRES & RIMS

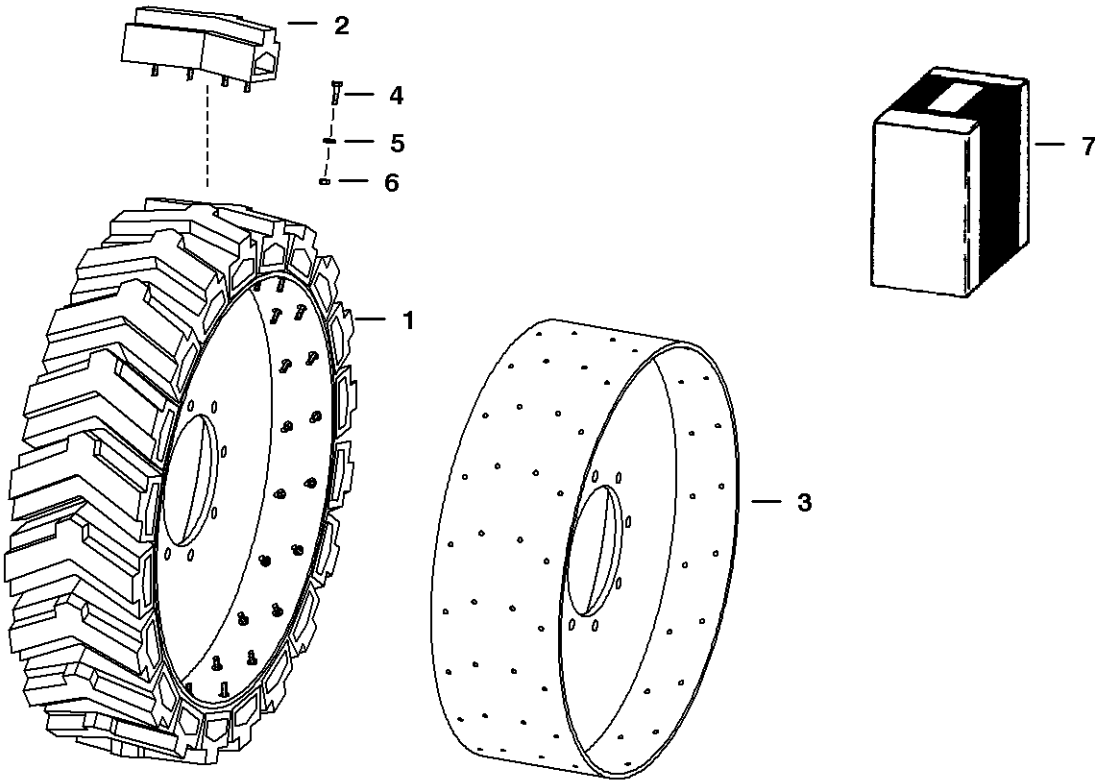


B-17323

TIRES & RIMS

| Ref.N° | Part N° | Description | Remarks | Serial N° | Qty. |
|--------|---------|-------------|--|-----------|------|
| 1 | NAP | TIRE | 10 x 16.5, 6 Ply Rating -General Brand - Was 6550826 [A] | | 4 |
| 1 | 6646601 | TIRE | 10 x 16.5, 6 Ply Rating - Firestone Brand | | 4 |
| 1 | 6667889 | TIRE | 10 x 16.5, 8 ply Rating - Dico Heavy Duty | | 4 |
| 2 | 6513971 | TIRE | 31-15, 8 Ply Rating - Terra Grip- Goodyear Brand | | 4 |
| 2 | 6666668 | TIRE | 631-15.5, 8 Ply Rating-Ultra Tread Grip - Goodyear Brand | | 4 |
| 3 | NAP | TIRE | Bobcat Brand - Order 6729896inD1} Tire - Was 66612 87 [A] | | 4 |
| 3 | 6729896 | TIRE | Bobcat Brand | | 4 |
| 3 | 6729901 | TIRE | Bobcat Brand | | 4 |
| 4 | 6730771 | RIM | Used W/Ref. TIRES & RIMS(1) & TIRES & RIMS(3) - SEE BTlinD1} 197 - Was 6565239 [A] | | 4 |
| 5 | 6564669 | NUT | wheel | | 32 |
| 6 | 1614765 | VALVE | tubeless tire | | 4 |
| 7 | 6658846 | RIM | Use W/Ref. TIRES & RIMS(2) | | 4 |
| 8 | 6591447 | STEM | valve - Use W/Ref. TIRES & RIMS(7) | | 4 |
| 9 | NAP | TIRE | 10 x 16.5 Bar Lug Flotation (Dico) | | 4 |
| 10 | 6730775 | RIM | inverted - Use W/Ref. TIRES & RIMS(3) - For 60' width - Was 6705109 [A] | | 4 |

TIRES & RIMS
(Solid Tire)

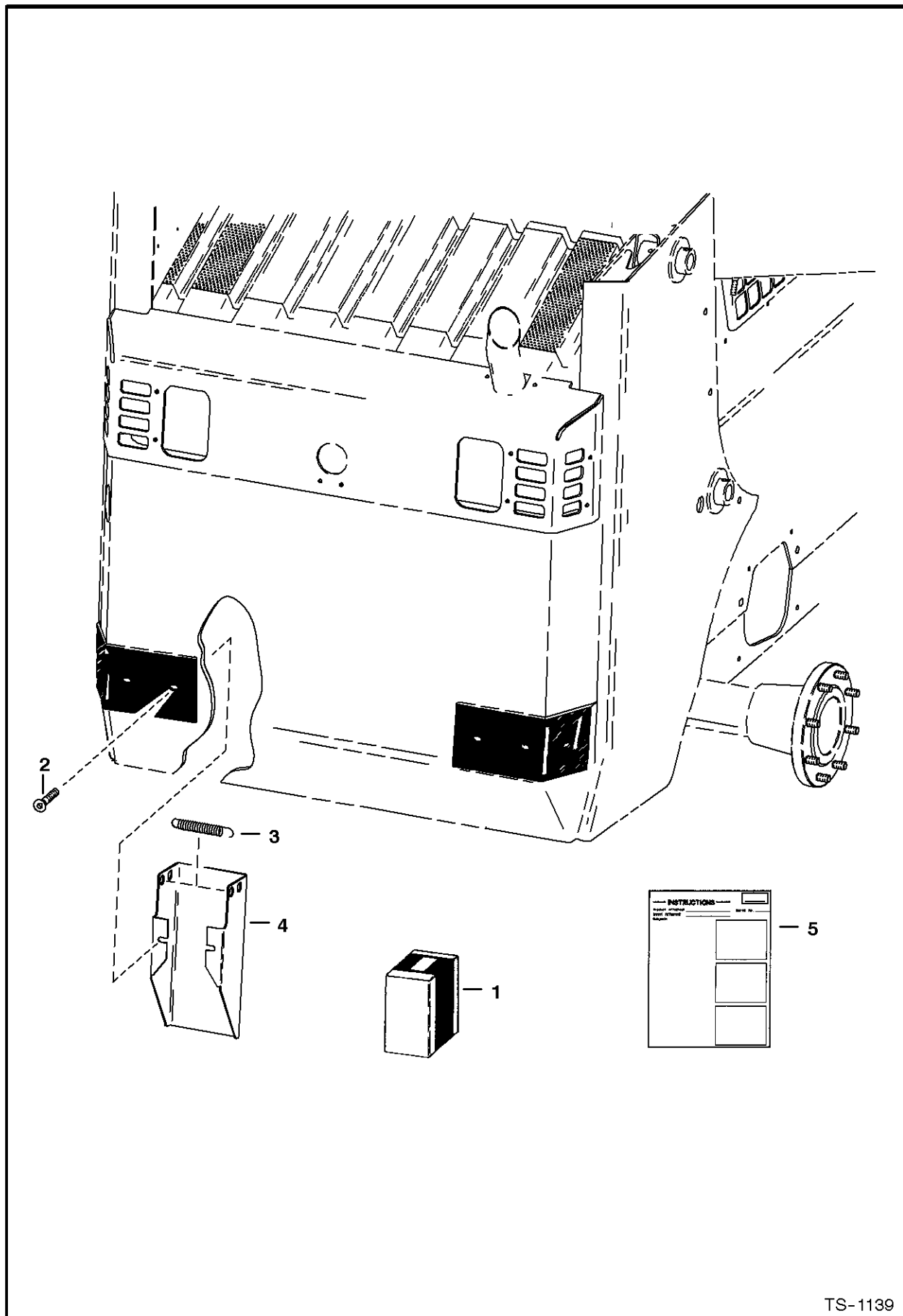


TS-1082

TIRES & RIMS

| Ref.N° | Part N° | Description | Remarks | Serial N° | Qty. |
|--------|---------|-------------|--|-----------|------|
| 1 | 6664993 | TIRE & RIM | Assy. - R.H. - 7.5 x 15 | | 2 |
| 1 | 6664994 | TIRE & RIM | Assy. - L.H. - 7.5 x 15 | | 2 |
| 1 | 6674003 | TIRE & RIM | Assy. - R.H. - 10 x 16.5 - Was 6670616 [A] | | 2 |
| 1 | 6674004 | TIRE & RIM | Assy. - L.H. - 10 x 16.5 - Was 6670617 [A] | | 2 |
| 2 | 6664995 | KIT | Box of (9) segments - 7.5 x 15 W/Ref. TIRES & RIMS(4) - TIRES & RIMS(6) (18) segments/tire | | x |
| 2 | 6674007 | KIT | Box of (10) segments - 10 x 16.5 W/Ref. TIRES & RIMS(4) - TIRES & RIMS(6) (20) segments/tire - Was 6670618 [A] | | x |
| 3 | NAP | RIM | R.H. - 7.5 x 15 - Order Ref. TIRES & RIMS(1) | | 2 |
| 3 | NAP | RIM | L.H. - 7.5 x 15 - Order Ref. TIRES & RIMS(1) | | 2 |
| 3 | NAP | RIM | R.H. - 10 x 16.5 - Order Ref. TIRES & RIMS(1) | | 2 |
| 3 | NAP | RIM | L.H. - 10 x 16.5 - Order Ref. TIRES & RIMS(1) | | 2 |
| 4 | 1CM-830 | BOLT | | | x |
| 5 | 25E-15 | WASHER | | | x |
| 6 | 40DM-8 | NUT | | | x |
| 7 | 6707172 | KIT | wheel - Set of (4) 7.5 x 15 Tire & Rim Assys. - Ref. TIRES & RIMS(1) - (2) R.H. & (2) L.H. | | 1 |
| 7 | 6718298 | KIT | wheel - Set of (4) 10 x 16.5 Tire & Rim Assys. - Ref. TIRES & RIMS(1) - (2) R.H. & (2) L.H. - Was 6713885 [A] | | 1 |

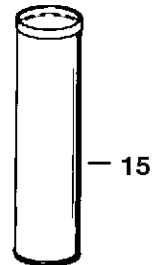
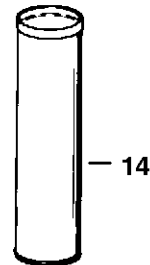
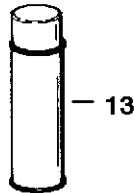
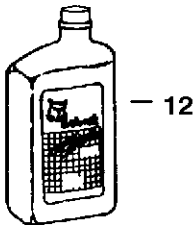
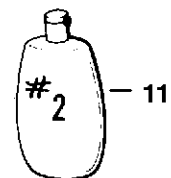
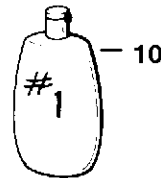
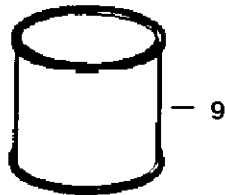
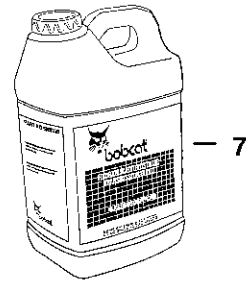
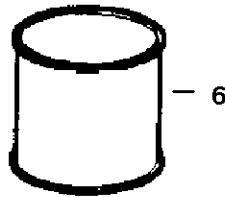
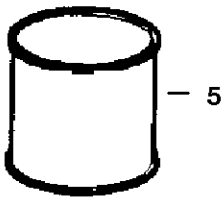
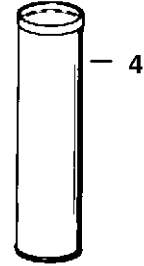

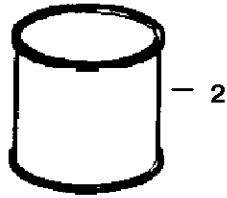
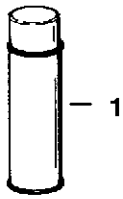
TOOL BOX



TOOL BOX

| Ref.N° | Part N° | Description | Remarks | Serial N° | Qty. |
|--------|---------|--------------|--------------------------------|-----------|------|
| 1 | 6705108 | KIT | Ref. TOOL BOX(2) - TOOL BOX(5) | | 1 |
| 2 | 9G-636 | BOLT | | | 2 |
| 3 | 6700743 | SPRING | | | 1 |
| 4 | 6709379 | TOOL HOLDER | Was 6705100 [A] | | 1 |
| 5 | 6722300 | INSTRUCTIONS | | | 1 |

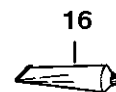
BULK ITEMS (See Note)



NOTE: Some of these bulk items may not be used on this particular model Bobcat.

NOTE: See Merchandising catalog for more products & information.

NOTE: Paint spray cans are packaged 6 per box.
Motor oil quarts are packaged 12 per box.
Motor oil 5 qt. jugs are packaged 4 per box.
Motor oil 2.5 gal. jugs are packaged 2 per box.



B-16462

BULK ITEMS

| Ref.N° | Part N° | Description | Remarks | Serial N° | Qty. |
|--------|---------|-------------|---|-----------|------|
| 1 | 6722783 | PAINT | orange - Spray Can - See Note | | x |
| 1 | 6722786 | PAINT | charcoal - Spray Can - See Note | | x |
| 1 | 6722789 | PAINT | white - Spray Can - See Note | | x |
| 2 | 6722781 | PAINT | orange - Gal. - Also Order Ref. BULK ITEMS(5) | | x |
| 2 | 6722782 | PAINT | orange - Qt. - Also Order Ref. BULK ITEMS(5) | | x |
| 2 | 6722784 | PAINT | charcoal - Gal. - Also Order Ref. BULK ITEMS(5) | | x |
| 2 | 6722785 | PAINT | charcoal - Qt. -Also Order Ref. BULK ITEMS(5) | | x |
| 2 | 6722787 | PAINT | white - Gal. - Also Order Ref. BULK ITEMS(5) | | x |
| 2 | 6722788 | PAINT | white - Qt. Also Order Ref. BULK ITEMS(5) | | x |
| 3 | 6724094 | ANTI-FREEZE | Gal. - Premixed PG - Was 6658230 [A] | | x |
| 3 | 6724354 | ANTI-FREEZE | Gal. - PG concentrate | | x |
| 4 | 6633583 | SEALANT | chaincase covers | | x |
| 5 | 6653517 | REDUCER | Gal. | | x |
| 6 | 6653518 | PRIMER | Gal. | | x |
| 6 | 6657743 | PRIMER | spray can (16 oz) - Was 6653519 [A] | | x |
| 7 | 6563328 | BLACK GOLD | Hydraulic/Hydrostatic Transmission Fluid - 5 Gals - 2-2 1/2 Gal. Containers | | x |
| 7 | 6722344 | BLACK GOLD | Hydraulic/Hydrostatic Trans. Fluid - 5 Gal. Container | | x |
| 7 | 6563330 | BLACK GOLD | 55 Gal. Drum | | x |
| 8 | 6599360 | SEALANT | electrical - 3 oz. tube | | x |
| 9 | 6634393 | LUBRICANT | 90 wt. gear - pint - For use in cooling fan drive assy. | | x |
| 10 | 6630188 | POLISH | window-1 (8 oz.) | | x |
| 10 | NAP | POLISH | window-1 (64 oz.) - Order '6630188inD1}' Polish - Was 6630190 [A] | | x |
| 11 | 6630189 | POLISH | window-2 (8 oz.) - scratch remover | | x |
| 11 | NAP | POLISH | window-2 (64 oz.) - scratch 'remover - Order 6630189inD1}' Polish - Was 6630191 [A] | | x |
| 12 | 6657303 | MOTOR OIL | 30 CE/SG - 1 Qt. - See Note | | x |
| 12 | 6724559 | MOTOR OIL | SAE 30 - 1 Gal. - See Note | | x |
| 12 | 6674206 | MOTOR OIL | 30 CE/SG - 2.5 Gal. - See Note | | x |
| 12 | 6657301 | MOTOR OIL | 10W30 CE/SG - 1 Qt. - See Note | | x |
| 12 | 6724557 | MOTOR OIL | SAE 10W30 - 1 Gal. - See Note | | x |
| 12 | 6674205 | MOTOR OIL | 10W30 CE/SG -2.5 Gal.-See Note | | x |
| 12 | 6657299 | MOTOR OIL | 15W40 CE/SG - 1 Qt. - See Note | | x |
| 12 | 6724558 | MOTOR OIL | SAE 15W40 - 1 Gal. - See Note | | x |
| 12 | 6674204 | MOTOR OIL | 15W40 CE/SG-2.5 Gal.- See Note | | x |
| 13 | 6675380 | ADHESIVE | insulation - spray can - Was 6652818 [A] | | x |
| 14 | 6658266 | GREASE | general purpose | | x |
| 15 | 6599719 | GREASE | 14.5 oz. cartridge - For fan idler brg. & spring loaded drive idler | | x |
| 16 | 6650407 | ADHESIVE | 1 oz. tube | | x |
| 17 | 6650388 | SEALANT | flange | | x |

NUMERICAL INDEX

| Part No. | Description | Was | Code | Page |
|----------|---------------|---------|------|---|
| 225855 | SEAL | | | 32 |
| 614142 | SLEEVE | | | 316, 382 |
| * 619021 | WASHER | | | 134 |
| 619021 | WASHER | | | 36, 82, 134, 136 |
| 654299 | BEARING | | | 150, 156 |
| 658128 | SNAP RING | | | 150, 156 |
| 669863 | SNAP RING | | | 150, 156 |
| 711273 | BUSHING | | | 36 |
| 731794 | ADAPTER | | | 54, 58, 66 |
| 733611 | TERMINAL | | | 382 |
| 733616 | TERMINAL | | | 382 |
| 742640 | WASHER | | | 212 |
| 743332 | GREASE ZERK | | | 34, 36 |
| 774220 | NUT | | | 254 |
| 784568 | ELBOW | | | 66, 262 |
| 784568 | ELBOW | 6634982 | A | 58, 260 |
| 799119 | SNAP RING | | | 84, 88, 92, 96, 102, 106 |
| 851242 | BALL BEARING | | | 231 |
| 866028 | CLAMP | | | 243 |
| 872229 | WASHER | | | 52, 56, 60, 64, 72, 74, 320, 322, 324, 326, 362, 366, 370 |
| 886527 | WASHER | | | 243 |
| 889163 | BEARING | | | 282 |
| 889269 | HOSE | | | 338, 341, 344 |
| 895771 | BULB | | | 166 |
| 896979 | NUT | | | 282 |
| 896984 | BOLT | | | 282 |
| 896990 | WASHER | | | 282 |
| 896992 | RETAINER | | | 282 |
| 896996 | WASHER | | | 282 |
| 897239 | SLEEVE | | | 282 |
| 897245 | INSULATOR | | | 282 |
| 897719 | INSULATOR | | | 282 |
| 897732 | WASHER | | | 282 |
| 898731 | BULB | | | 178, 350, 352 |
| 899157 | FAN | | | 282 |
| 899163 | ROTOR | | | 282 |
| 899165 | INSULATOR | | | 282 |
| 899167 | SINK | | | 282 |
| 899169 | INSULATOR | | | 282 |
| 899170 | GASKET | | | 282 |
| 899374 | SEAL | | | 282 |
| 899375 | DIODE | | | 282 |
| 899376 | WASHER | | | 282 |
| 899377 | BOLT | | | 282 |
| 899378 | DIODE | | | 282 |
| 961528 | PACK OF PARTS | | | 268 |
| 1303932 | GROMMET | | | 202 |
| 1306637 | PIN | | | 22, 81, 390 |
| 1316049 | ELBOW | | | 312 |
| 1318565 | PIN | | | 302 |

Code for disposition of old part number

A — Use up

B — Use on other application (See PNI)

C — File PDR Report with Bobcat Parts Sales

D — Part Number Error

Model 773

Loader Parts

NUMERICAL INDEX (Cont'd)

| Part No. | Description | Was | Code | Page |
|----------|-------------|---------|------|--------------------|
| 1320075 | COTTER PIN | | | 349 |
| 1513549 | CAP | | | 362 |
| 1519324 | PLUG | | | 362 |
| 1530265 | SEAL | | | 76, 78 |
| 1612281 | NUT | | | 285, 286 |
| 1614765 | VALVE | | | 403 |
| 1991038 | BEARING | | | 282 |
| 2356058 | BOOT | | | 174, 180 |
| 2756257 | RETAINER | | | 266, 272, 276 |
| 3291290 | WING NUT | | | 243 |
| 3737000 | TRACK | | | 384 |
| 3737001 | TRACK | | | 384 |
| 3737010 | CUSHION | | | 384 |
| 3737081 | CUSHION | | | 384 |
| 3966512 | O-RING | | | 220, 238 |
| 3966515 | O-RING | | | 220, 221 |
| 3966516 | O-RING | | | 220, 228 |
| 3966530 | O-RING | | | 220, 221 |
| 3966602 | O-RING | | | 220, 225 |
| 3974037 | PIN | | | 223 |
| 3974038 | O-RING | | | 220, 224 |
| 3974095 | GASKET | | | 220, 224, 225, 236 |
| 3974192 | BOLT | | | 237 |
| 3974260 | SCREW | | | 241 |
| 3974366 | BOLT | | | 240 |
| 3974368 | GASKET | | | 240 |
| 3974381 | SEAT | | | 240 |
| 3974382 | SPRING | | | 240 |
| 3974383 | SEAT | | | 240 |
| 3974384 | SHIM | | | 240 |
| 3974385 | TAPPET | | | 240 |
| 3974389 | CAP | | | 223 |
| 3974390 | CAP | | | 223 |
| 3974393 | PIN | | | 223 |
| 3974394 | PIN | | | 223 |
| 3974395 | PIN | | | 221, 223 |
| 3974402 | PLUG | 6652583 | A | 228 |
| 3974403 | GASKET | | | 220, 228 |
| 3974432 | CAP | | | 227 |
| 3974433 | CAP | | | 227 |
| 3974456 | GASKET | | | 220, 224 |
| 3974502 | GASKET | | | 220, 239 |
| 3974514 | SPRING | | | 226 |
| 3974515 | RETAINER | | | 226 |
| 3974516 | COLLET | | | 226 |
| 3974518 | CAP | | | 226 |
| 3974519 | SHAFT | | | 226 |
| 3974521 | BRACKET | | | 226 |
| 3974523 | ORIFICE | | | 226 |
| 3974524 | WASHER | | | 226 |
| 3974546 | KEY | | | 230, 232 |

Code for disposition of old part number

A — Use up

B — Use on other application (See PNI)

C — File PDR Report with Bobcat Parts Sales

D — Part Number Error

Model 773

Loader Parts

NUMERICAL INDEX (Cont'd)

| Part No. | Description | Was | Code | Page |
|----------|-------------|-----|------|----------|
| 3974577 | O-RING | | | 220, 230 |
| 3974601 | GASKET | | | 220, 236 |
| 3974618 | CIR-CLIP | | | 231 |
| 3974620 | CIR-CLIP | | | 231 |
| 3974624 | STOPPER | | | 231 |
| 3974626 | SHIM | | | 239 |
| 3974627 | STUD | | | 234 |
| 3974630 | GASKET | | | 220, 231 |
| 3974644 | PLATE | | | 238 |
| 3974658 | SHAFT | | | 237 |
| 3974659 | BOLT | | | 237 |
| 3974661 | WASHER | | | 237 |
| 3974671 | NUT | | | 230 |
| 3974679 | BAND | | | 234 |
| 3974787 | RACK | | | 240 |
| 3974868 | PIN | | | 223 |
| 3974871 | ADAPTER | | | 223 |
| 3974882 | HOOK | | | 227 |
| 3974888 | BOLT | | | 221 |
| 3974893 | SEAT | | | 222 |
| 3974894 | FLANGE | | | 222 |
| 3974895 | GASKET | | | 220, 222 |
| 3974920 | SCREW | | | 226 |
| 3974923 | NUT | | | 225 |
| 3974924 | PLATE | | | 225 |
| 3974925 | PLATE | | | 225 |
| 3974926 | ELEMENT | | | 225 |
| 3974927 | SHIELD | | | 225 |
| 3974930 | PIPE | | | 225 |
| 3974931 | CLAMP | | | 225 |
| 3974945 | WASHER | | | 230 |
| 3974970 | BOLT | | | 238 |
| 3974971 | NUT | | | 238 |
| 3974972 | GASKET | | | 238 |
| 3974975 | APPARATUS | | | 236 |
| 3974978 | NUT | | | 236 |
| 3974979 | CAP | | | 236 |
| 3974988 | PIPE | | | 234 |
| 3974991 | BEARING | | | 233 |
| 3974992 | FLANGE | | | 233 |
| 3974995 | GASKET | | | 220, 233 |
| 3974996 | COVER | | | 231 |
| 3975021 | WASHER | | | 230 |
| 3975022 | WASHER | | | 230 |
| 3975337 | COLLAR | | | 230 |
| 3975389 | GASKET | | | 240 |
| 3975426 | OIL PUMP | | | 224 |
| 3975428 | SCREW | | | 240 |
| 3975432 | CIR-CLIP | | | 231 |
| 3975436 | SCREW | | | 225 |
| 3975441 | GEAR | | | 224 |

Code for disposition of old part number

A — Use up

B — Use on other application (See PNI)

C — File PDR Report with Bobcat Parts Sales

D — Part Number Error

Model 773

Loader Parts

NUMERICAL INDEX (Cont'd)

| Part No. | Description | Was | Code | Page |
|-----------|-------------|---------|------|--|
| 3975449 | GASKET | | | 220, 228 |
| 5289686 | PLUG | | | 25, 272, 274 |
| 6190121 | SPRING | | | 138 |
| 6502203 | CLAMP | | | 52, 56, 60, 64, 72, 74, 320, 322, 324, 326 |
| 6505813 | ADAPTER | 6705813 | A | 204 |
| 6510171 | LINK | | | 41, 42 |
| 6510470 | RING GEAR | | | 208, 300 |
| 6511855 | FOAM STRIP | | | 124, 130, 202, 204 |
| 6512026 | BUSHING | | | 82 |
| 6512067 | GROMMET | | | 336 |
| 6512274 | CLIP | | | 272, 274 |
| 6512797 | RIVET | | | 393 |
| 6512809 | KEY | | | 164, 168 |
| 6513152 | SEAL | | | 266, 272, 276, 280 |
| 6513495 | COTTER PIN | | | 81, 328 |
| 6513510 | PISTON | | | 138 |
| 6513518 | DRIVE | | | 138 |
| 6513519 | VALVE | | | 138 |
| 6513520 | SEAL | | | 138 |
| 6513524 | O-RING | | | 138 |
| 6513528 | FLANGE | | | 138 |
| 6513529 | SEAL | | | 138 |
| 6513532 | POPPET | | | 138, 140 |
| 6513533 | SPRING | | | 138, 140 |
| 6513539 | PLUG | | | 138 |
| 6513681 | BUSHING | | | 138 |
| 6513709 | CAP & PLUG | | | 72, 320 |
| 6513799 | SEAL | | | 138 |
| 6513800 | O-RING | | | 138 |
| 6513971 | TIRE | | | 403 |
| 6515007 | INDICATOR | | | 204 |
| 6515131 | TERMINAL | | | 316 |
| 6515167 | PLUG | | | 72, 320 |
| 6515168 | CAP | | | 72, 320 |
| 6515521 | SWITCH | | | 342 |
| 6515575 | CLAMP | | | 38, 200 |
| 6515817 | WASHER | | | 14 |
| 6517516 | LIGHT | 6557903 | A | 316 |
| 6517924 | CONNECTOR | | | 382 |
| 6518200 | GREASE ZERK | | | 134 |
| 6518460 | PIN | | | 142, 146, 156 |
| 6518820 | CLAMP | | | 200 |
| 6518952 | WASHER | | | 298 |
| 6519328 | RING | | | 79 |
| 6519480 | CLIP | | | 266 |
| 6519548 | CONNECTOR | | | 170, 308, 350, 352 |
| * 6519925 | BEARING | 6669050 | D | 49 |
| 6531270 | SLEEVE | | | 84, 88, 92, 96, 100, 106 |
| 6532127 | BOOT | | | 25, 188, 332 |
| 6534630 | RESTRICTOR | | | 84, 88, 92, 96, 102, 108, 112, 114 |

Code for disposition of old part number

A — Use up

B — Use on other application (See PNI)

C — File PDR Report with Bobcat Parts Sales

D — Part Number Error

Model 773

Loader Parts

NUMERICAL INDEX (Cont'd)

| Part No. | Description | Was | Code | Page |
|----------|--------------|-----|------|------------------------|
| 6535451 | HOSE | | | 66, 70 |
| 6537096 | WASHER | | | 86, 90, 94, 96, 102 |
| 6537254 | CYLINDER | | | 34, 52, 56, 60, 64, 79 |
| 6537255 | TUBE | | | 79 |
| 6537259 | CASE | | | 79 |
| 6537260 | ROD | | | 79 |
| 6538466 | BUSHING | | | 86 |
| 6539236 | HEAD | | | 79 |
| 6539645 | SPACER | | | 79 |
| 6539932 | PISTON | | | 76, 78 |
| 6539934 | HEAD | | | 76, 78 |
| 6544654 | BUSHING | | | 46, 48, 82 |
| 6547593 | PIN | | | 32 |
| 6552871 | WASHER | | | 49 |
| 6552906 | BRACKET | | | 346, 382 |
| 6553411 | BUSHING | | | 12, 38, 46, 48, 202 |
| 6553412 | ELBOW | | | 202 |
| 6553709 | WASHER | | | 14 |
| 6554100 | SAFETY TREAD | | | 288 |
| 6554149 | CORD | | | 16, 272, 276, 280 |
| 6554858 | BALL JOINT | | | 216 |
| 6555331 | BOLT | | | 276 |
| 6555351 | SEAL | | | 268, 280 |
| 6555455 | WASHER | | | 32, 172, 180 |
| 6555987 | BUSHING | | | 32 |
| 6555989 | BUSHING | | | 12 |
| 6556222 | INSTRUCTIONS | | | 316 |
| 6557224 | DECAL | | | 290 |
| 6557291 | BALL JOINT | | | 216 |
| 6557412 | DECAL | | | 290 |
| 6557413 | DECAL | | | 290 |
| 6557565 | DECAL | | | 288 |
| 6557720 | HOSE | | | 204 |
| 6557831 | WASHER | | | 36, 134 |
| 6557904 | FLASHER | | | 305, 308, 316, 318 |
| 6558076 | KIT | | | 316 |
| 6558309 | WIRE ROPE | | | 288, 328 |
| 6558310 | SLEEVE | | | 288, 328 |
| 6558510 | ELBOW | | | 86, 94, 126, 130 |
| 6559447 | WASHER | | | 124, 128 |
| 6559479 | NUT | | | 20, 46, 48, 216 |
| 6559502 | STUD | | | 49 |
| 6559515 | EXIT TAG | | | 14, 276, 280 |
| 6559552 | HARDHAT | | | 400 |
| 6559775 | EARMUFFS | | | 400 |
| 6560172 | COVER | | | 172, 180 |
| 6560573 | DECAL | | | 290 |
| 6560633 | MOUNT | | | 14 |
| 6561218 | SHUTTLE | | | 138, 140 |
| 6561376 | DECAL | | | 288 |
| 6561383 | DECAL | | | 288 |

Code for disposition of old part number

A — Use up

B — Use on other application (See PNI)

C — File PDR Report with Bobcat Parts Sales

D — Part Number Error

Model 773

Loader Parts

NUMERICAL INDEX (Cont'd)

| Part No. | Description | Was | Code | Page |
|----------|--------------|---------|------|-------------------|
| 6562018 | SPRING | 6578253 | A | 36 |
| 6562257 | MOUNT | | | 212 |
| 6562266 | CLAMP | | | 76, 78, 79 |
| 6562602 | MOUNT | | | 14 |
| 6562619 | BUSHING | | | 247, 312 |
| 6562905 | CABLE | | | 174, 180 |
| 6563128 | SPRING | | | 28 |
| 6563140 | SEAT | 6665401 | A | 23 |
| 6563148 | BLOCK | | | 18 |
| 6563151 | LINK | | | 18 |
| 6563328 | FLUID | | | 1, 408 |
| 6563330 | FLUID | | | 1, 408 |
| 6563452 | ADAPTER | | | 204 |
| 6563505 | CONDUIT | | | 172, 180 |
| 6563606 | WASHER | | | 49 |
| 6563914 | WASHER | | | 81, 134, 328 |
| 6563920 | FILTER | | | 172, 182 |
| 6563922 | ADAPTER | | | 172, 182 |
| 6564343 | BUSHING | | | 216 |
| 6564452 | GRIP | | | 216 |
| 6564517 | WIRE | | | 342 |
| 6564527 | DECAL | | | 344 |
| 6564654 | PIN | | | 82 |
| 6564657 | PIN | | | 81 |
| 6564669 | NUT | | | 49, 403 |
| 6564833 | SAFETY TREAD | 6703757 | A | 272 |
| 6564991 | CABLE | | | 172, 180 |
| 6565170 | CABLE | | | 174, 180 |
| 6565270 | CANVAS CAB | | | 277 |
| 6565355 | GUIDE | | | 18 |
| 6565793 | KIT | | | 315 |
| 6565977 | HOSE | | | 344 |
| 6565990 | DECAL | | | 290 |
| 6566539 | INSTRUCTIONS | | | 315 |
| 6566957 | INSTRUCTIONS | | | 280 |
| 6567604 | SPACER | | | 14 |
| 6567743 | PIN | | | 14, 204 |
| 6567827 | ANGLE | | | 349 |
| 6567838 | PIN | | | 349 |
| 6567962 | WASHER | | | 216 |
| 6567968 | WIRE | | | 382 |
| 6568047 | NUT | | | 266, 270, 274 |
| 6568055 | BRACKET | | | 266 |
| 6568476 | CLAMP | | | 72, 320, 322, 324 |
| 6568704 | SEAL | | | 266 |
| 6568739 | HARNESS | | | 266 |
| 6568877 | WASHER | | | 212 |
| 6569203 | CLAMP | | | 174, 180 |
| 6569219 | SCREEN | | | 38, 124, 128 |
| 6570223 | INSTRUCTIONS | | | 347 |
| 6570762 | INSTRUCTIONS | | | 377, 378 |

Code for disposition of old part number

A — Use up

B — Use on other application (See PNI)

C — File PDR Report with Bobcat Parts Sales

D — Part Number Error

Model 773

Loader Parts

NUMERICAL INDEX (Cont'd)

| Part No. | Description | Was | Code | Page |
|----------|--------------|---------|------|--------------------------------|
| 6570931 | INSTRUCTIONS | | | 247 |
| 6571536 | PULLEY | | | 192 |
| 6571715 | HINGE | | | 266 |
| 6571851 | SNAP RING | | | 43, 44 |
| 6571852 | SNAP RING | | | 43, 44 |
| 6571991 | WASHER | | | 22, 390, 391 |
| 6575580 | GASKET | | | 204, 220 |
| 6575580 | GASKET | 6598088 | A | 235 |
| 6576028 | HOSE | | | 200 |
| 6576029 | TUBE ASSY | | | 200 |
| 6576033 | WASHER | | | 32, 206 |
| 6576195 | LINK | | | 134 |
| 6576196 | BRACKET | | | 134, 156 |
| 6576252 | ROD | | | 216 |
| 6576261 | COVER | | | 216 |
| 6576262 | MOUNT | | | 216 |
| 6576280 | BOLT | | | 172, 180 |
| 6576302 | BAR | | | 82 |
| 6576386 | HOSE | | | 38 |
| 6576660 | TANK | | | 202 |
| 6577058 | PIN | | | 134 |
| 6577204 | SPROCKET | | | 41, 42, 49 |
| 6577227 | INLET | | | 200 |
| 6577230 | MOUNT | | | 134 |
| 6577382 | SPACER | | | 200 |
| 6577394 | BRACKET | | | 12 |
| 6577395 | HINGE | | | 28 |
| 6577400 | BUMPER | | | 28 |
| 6577401 | BUMPER | | | 28 |
| 6577445 | BUSHING | | | 36 |
| 6577459 | DIPSTICK | | | 124, 128 |
| 6577545 | GROMMET | | | 252, 254 |
| 6577690 | TUBE | | | 86, 90, 94, 102, 112, 124, 128 |
| 6577754 | DECAL | | | 20, 290 |
| 6577801 | LIGHT ASSY | | | 170, 350, 352 |
| 6577812 | COVER | | | 247 |
| 6577813 | BAR | | | 81 |
| 6577821 | HOSE | | | 38 |
| 6577822 | HOSE | | | 38, 200 |
| 6577880 | KIT | | | 247 |
| 6577947 | SAFETY TREAD | | | 288 |
| 6577961 | GROMMET | | | 25 |
| 6578139 | LEVER | | | 258 |
| 6578140 | LEVER | | | 258 |
| 6578150 | LOCK | | | 18 |
| 6578169 | HOSE | | | 40 |
| 6578172 | HOSE | | | 38 |
| 6578183 | TEE | | | 52, 56, 64, 68 |
| 6578209 | CONNECTOR | | | 362, 366, 370 |
| 6578268 | BELLCRANK | | | 216 |
| 6578278 | PAD | | | 38 |

Code for disposition of old part number

A — Use up

B — Use on other application (See PNI)

C — File PDR Report with Bobcat Parts Sales

D — Part Number Error

Model 773

Loader Parts

NUMERICAL INDEX (Cont'd)

| Part No. | Description | Was | Code | Page |
|----------|--------------|-----|------|------------------------------------|
| 6578279 | HOSE | | | 200 |
| 6578280 | HOSE | | | 200 |
| 6578284 | SHIM | | | 218 |
| 6578357 | BULB | | | 170 |
| 6578363 | ROD END | | | 172, 180 |
| 6578366 | BALL JOINT | | | 172, 178 |
| 6578368 | DECAL | | | 290 |
| 6578505 | COVER | | | 12, 46, 48 |
| 6578528 | HARNESS | | | 168, 350, 352 |
| 6578689 | HUB | | | 49 |
| 6578780 | CROSSMEMBER | | | 166 |
| 6578802 | KIT | | | 377 |
| 6578804 | HOSE | | | 66, 70, 124 |
| 6578812 | ADAPTER | | | 124, 128 |
| 6578824 | HOUSING | | | 168, 350, 352 |
| 6578870 | CLAMP | | | 362, 366, 372 |
| 6579104 | SHIM | | | 36 |
| 6579106 | SHIM | | | 36 |
| 6579127 | CHAIN | | | 41, 42 |
| 6579325 | WINDOW | | | 276 |
| 6579326 | MOUNT | | | 204 |
| 6579385 | DECAL | | | 312 |
| 6579399 | DECAL | | | 312 |
| 6579403 | DECAL | | | 312 |
| 6579509 | DECAL | | | 288 |
| 6579510 | DECAL | | | 288 |
| 6579511 | DECAL | | | 285, 290 |
| 6579528 | DECAL | | | 288 |
| 6579613 | STOP | | | 14 |
| 6579639 | DECAL | | | 288 |
| 6579641 | HOUSING | | | 218 |
| 6584978 | CONDUIT | | | 46, 48, 382 |
| 6585223 | ORIFICE | | | 341, 344 |
| 6585860 | SPRING | | | 46, 48 |
| 6586459 | SEAL KIT | | | 86, 90, 94, 102, 112 |
| 6586586 | TUBE | | | 76, 78 |
| 6586588 | ROD | | | 76 |
| 6586918 | SCREW | | | 84, 88, 92, 96, 100, 106 |
| 6587458 | KEY | | | 38 |
| 6587523 | WASHER | | | 84, 88, 92, 96, 100, 106, 110, 114 |
| 6587526 | STROBE LIGHT | | | 402 |
| 6587575 | ADAPTER | | | 84, 88, 92, 96, 100, 106 |
| 6587580 | SPRING | | | 84, 88, 92, 96, 100, 106, 110, 114 |
| 6587633 | BONNET | | | 84, 88, 92, 96, 102, 106, 110, 114 |
| 6587763 | BOOT | | | 84, 88, 92, 96, 100, 106, 110, 114 |
| 6588074 | SPOOL | | | 88, 92, 96, 100, 106, 110, 114 |
| 6588074 | SPOOL | NSS | D | 84 |
| 6588163 | SCREW | | | 88 |
| 6588164 | SCREW | | | 84 |
| 6588165 | SCREW | | | 84 |
| 6588166 | SCREW | | | 84, 88 |

Code for disposition of old part number

A — Use up

B — Use on other application (See PNI)

C — File PDR Report with Bobcat Parts Sales

D — Part Number Error

Model 773

Loader Parts

NUMERICAL INDEX (Cont'd)

| Part No. | Description | Was | Code | Page |
|----------|---------------|---------|------|------------------------------------|
| 6588197 | SPRING | | | 86, 90, 94, 96, 102 |
| 6588781 | END CAP | | | 108, 112, 114 |
| 6588981 | END CAP | | | 84, 88, 94, 96, 102 |
| 6588982 | SCREW | | | 84, 88 |
| 6589045 | SPRING | | | 112, 114 |
| 6589226 | BONNET | | | 84, 88, 92, 96, 102, 106 |
| 6589564 | RETAINER | | | 88, 92, 96, 100, 106, 110, 114 |
| 6589565 | RETAINER | | | 90, 94, 96, 100, 106, 110, 114 |
| 6589665 | BUSHING | | | 36, 76 |
| 6591447 | STEM | | | 403 |
| 6592098 | WASHER | | | 84, 88, 92, 96, 100, 106 |
| 6592100 | COLLAR | | | 84, 88, 92, 96, 100, 106, 110, 114 |
| 6592105 | BALL | | | 84, 88, 92, 96, 100, 106 |
| 6592107 | SPRING | | | 84, 88, 92, 96, 100, 106 |
| 6592109 | ADAPTER | | | 84, 88, 92, 96, 102, 106, 110, 114 |
| 6592115 | SEAT | | | 84, 88, 92, 96, 100, 106, 110, 114 |
| 6592116 | NUT | | | 84, 88, 92, 96, 100, 106, 110, 114 |
| 6592117 | SPRING | | | 84, 88, 92, 96, 100, 106, 110, 114 |
| 6592123 | RETAINER | | | 84 |
| 6592506 | CLAMP | | | 74, 326 |
| 6592720 | PLUG | | | 86, 88, 94, 96, 102, 106, 112, 114 |
| 6592766 | U-BOLT | | | 328 |
| 6593013 | SPACER | 6706650 | A | 68 |
| 6595663 | BUSHING | | | 90, 94, 96, 100, 106, 112, 114 |
| 6595951 | SLEEVE | | | 108, 112, 116 |
| 6596311 | SEAL KIT | | | 94, 98 |
| 6596311 | SEAL KIT | 6586460 | A | 86, 90 |
| 6596332 | SPRING | | | 108, 112, 114 |
| 6596436 | VALVE | | | 96 |
| 6596569 | SEAT | | | 108, 110, 114 |
| 6596807 | PLUG | | | 86, 90, 92, 96, 100, 106 |
| 6598098 | PIN | | | 236 |
| 6598099 | KEY | | | 231 |
| 6598100 | KEY | | | 230 |
| 6598101 | BALL BEARING | | | 231 |
| 6598102 | COCK | | | 239 |
| 6598136 | GASKET | 3975419 | A | 220, 225 |
| 6598142 | GEAR | | | 230 |
| 6598146 | PIPE | | | 241 |
| 6598155 | PULLEY | 6651487 | A | 233 |
| 6598174 | LEVER | | | 237 |
| 6598176 | LEVER | | | 238 |
| 6598187 | PLUG | | | 223 |
| 6598355 | BOLT | | | 237 |
| 6598362 | CARTRIDGE | | | 1, 243 |
| 6598485 | SEALANT | | | 250 |
| 6598492 | CARTRIDGE | | | 1, 243 |
| 6598703 | SEAL | | | 236 |
| 6598721 | NUT | | | 164, 168 |
| 6598757 | QUICK COUPLER | | | 72, 320 |
| 6598758 | QUICK COUPLER | | | 72, 320 |

Code for disposition of old part number

A — Use up

B — Use on other application (See PNI)

C — File PDR Report with Bobcat Parts Sales

D — Part Number Error

Model 773

Loader Parts

NUMERICAL INDEX (Cont'd)

| Part No. | Description | Was | Code | Page |
|----------|--------------------|---------|------|--|
| 6598799 | CLAMP | | | 204, 314 |
| 6598908 | ELBOW | | | 38 |
| 6599136 | CLIP | | | 241 |
| 6599161 | VALVE | | | 84, 88, 92, 100, 110 |
| 6599360 | SEALANT | | | 408 |
| 6599365 | KIT | | | 161, 162 |
| 6599645 | PLUG | | | 12, 38 |
| 6599652 | BOOT | | | 174, 180 |
| 6599696 | SOCKET & BULB ASSY | | | 166 |
| 6599719 | GREASE | | | 210, 408 |
| 6599721 | DOOR | | | 277 |
| 6599741 | WASHER | | | 134 |
| 6599744 | BALL JOINT | | | 134, 302 |
| 6599779 | ADJUSTER | 6650227 | A | 388 |
| 6599780 | TRACK | | | 23 |
| 6599931 | ALARM | | | 252, 254 |
| 6610510 | TIE | | | 52, 56, 60, 64, 164, 170, 172, 174, 178, 182, 202, 272, 274, 294, 298, 345, 356, 362, 366, 370, 380, 382 |
| 6617736 | HOSE | | | 130 |
| 6620642 | MOTOR | | | 268 |
| 6624289 | TIE | | | 294, 341 |
| 6624435 | NUT | | | 336 |
| 6626631 | CLAMP | | | 202 |
| 6628394 | VALVE | | | 70 |
| 6628571 | VALVE | | | 70, 100, 106, 110, 114, 119 |
| 6630100 | EXTINGUISHER | | | 315 |
| 6630153 | BATTERY CAP | | | 172, 180 |
| 6630163 | PULLEY | | | 282 |
| 6630168 | COUPLER | | | 132 |
| 6630184 | THERMOSTAT | | | 234, 341, 344 |
| 6630188 | POLISH | | | 408 |
| 6630189 | POLISH | | | 408 |
| 6630207 | RIVET | | | 18, 25 |
| 6630340 | HOUSING | | | 282 |
| 6630341 | STATOR | | | 282 |
| 6630342 | HOUSING | | | 282 |
| 6630343 | RETAINER | | | 282 |
| 6630344 | BRUSH ASSY | | | 282 |
| 6630345 | GASKET | | | 282 |
| 6630346 | COVER | | | 282 |
| 6630348 | CAPACITOR | | | 282 |
| 6630349 | REGULATOR | | | 282 |
| 6630350 | DIODE | | | 282 |
| 6630367 | DUST CAP | | | 132 |
| 6630465 | CUSHION | | | 23 |
| 6630468 | CUSHION | | | 23 |
| 6630469 | TRACK | | | 23 |
| 6630797 | GAS SPRING | | | 266, 272, 276 |
| 6630821 | SWITCH | | | 382 |
| 6630838 | CONNECTOR | | | 332 |

Code for disposition of old part number

A — Use up

B — Use on other application (See PNI)

C — File PDR Report with Bobcat Parts Sales

D — Part Number Error

Model 773

Loader Parts

NUMERICAL INDEX (Cont'd)

| Part No. | Description | Was | Code | Page |
|----------|--------------|---------|------|----------------------------|
| 6630919 | TRACK | | | 280 |
| 6630924 | BRACKET | | | 280 |
| 6630941 | COVER | | | 243 |
| 6630943 | BLADE | | | 268 |
| 6630945 | WASHER | | | 216 |
| 6631008 | ARM | | | 268 |
| 6631009 | SWITCH | | | 266 |
| 6631010 | SWITCH | | | 172 |
| 6631036 | BALL JOINT | | | 328 |
| 6631418 | PIN | | | 14, 20, 22, 204, 389, 391 |
| 6631548 | LOOP | | | 280, 312 |
| 6631549 | HOOK | | | 280, 312 |
| 6631561 | NUT | | | 118 |
| 6631664 | SEAL | | | 230 |
| 6631704 | CAP | | | 86 |
| 6631927 | GEAR | | | 268, 270, 274 |
| 6631928 | SHAFT | | | 268 |
| 6632053 | SWITCH | | | 162, 174 |
| 6632218 | BEARING | | | 43, 44 |
| 6632221 | STUD | | | 266, 272, 276 |
| 6632228 | RETAINER | | | 192 |
| 6632265 | PLUG | | | 280 |
| 6632271 | PLUG | | | 138 |
| 6632272 | O-RING | | | 138 |
| 6632279 | SEAL KIT | | | 86, 90, 104, 108, 112, 116 |
| 6632323 | WASHER | | | 192 |
| 6632388 | SEAT | | | 384 |
| 6632417 | BEARING | | | 196 |
| 6632418 | BEARING | | | 196 |
| 6632419 | HOUSING ASSY | | | 196 |
| 6632420 | BRUSH HOLDER | | | 196 |
| 6632421 | SPRING | | | 196 |
| 6632428 | PINION | | | 196 |
| 6632429 | RETAINER | | | 196 |
| 6632430 | ROLLER | | | 196 |
| 6632432 | PLUNGER | | | 196 |
| 6632433 | GASKET | | | 196 |
| 6632434 | COVER | | | 196 |
| 6632436 | SPRING | | | 196 |
| 6632441 | SPRING | | | 196 |
| 6632541 | RACE | | | 43, 44 |
| 6632560 | KEY | | | 266 |
| 6632584 | RESISTOR | | | 340 |
| 6632587 | BALL | | | 342 |
| 6632633 | SWITCH | | | 172 |
| 6632946 | TERMINAL | | | 174, 180 |
| 6633583 | SEALANT | | | 208, 312, 408 |
| 6634393 | LUBRICANT | | | 218, 408 |
| 6634609 | RACE | | | 49 |
| 6634874 | O-RING | 6667678 | A | 118 |
| 6635392 | GASKET | | | 220, 238 |

Code for disposition of old part number

A — Use up

B — Use on other application (See PNI)

C — File PDR Report with Bobcat Parts Sales

D — Part Number Error

Model 773

Loader Parts

NUMERICAL INDEX (Cont'd)

| Part No. | Description | Was | Code | Page |
|----------|-------------|---------|------|---|
| 6635557 | WASHER | 896987 | A | 282 |
| 6636018 | LIGHT | | | 166 |
| 6640690 | PIN | | | 186, 188, 292, 320, 322, 324, 326, 330, 332, 334, 345, 364, 368, 372, 382 |
| 6640691 | PIN | | | 186, 188, 292, 330, 334, 382 |
| 6640692 | CONNECTOR | | | 332 |
| 6640694 | CAP | | | 332 |
| 6640696 | CONNECTOR | | | 188, 332 |
| 6640699 | CONNECTOR | | | 186, 188, 292, 320, 322, 324, 326, 330, 332, 334, 345, 364, 368, 372 |
| 6640700 | LOCK | | | 186, 188, 292, 320, 322, 324, 326, 330, 332, 334, 345, 364, 368, 372 |
| 6641056 | GROMMET | | | 340 |
| 6641062 | SCREW | | | 340, 343 |
| 6641065 | NUT | | | 336, 340 |
| 6641066 | SCREW | | | 336, 340 |
| 6641072 | WASHER | | | 336, 340, 343 |
| 6641073 | NUT | | | 340, 343 |
| 6641173 | CONNECTOR | | | 186, 188, 292, 330, 332 |
| 6641176 | SEAL | | | 186, 188, 292, 320, 322, 324, 326, 330, 332, 334, 345, 364, 368, 372, 382 |
| 6641178 | CONNECTOR | | | 186, 188, 292, 330, 332, 334, 382 |
| 6641179 | CONNECTOR | | | 186, 188, 263, 292, 320, 322, 324, 326, 330, 332, 334, 345, 364, 368, 372, 380, 382 |
| 6641180 | LOCK | | | 186, 188, 263, 292, 320, 322, 324, 326, 330, 332, 334, 345, 364, 368, 372, 380, 382 |
| 6641181 | LOCK | | | 186, 188, 292, 330, 332, 334, 382 |
| 6641231 | PLATE | | | 238 |
| 6645080 | O-RING | 6669412 | A | 158 |
| 6645080 | O-RING | | | 156 |
| 6645081 | O-RING | | | 144, 152 |
| 6645086 | PLUG | | | 144, 152, 154 |
| 6645086 | PLUG | 6657081 | B | 146 |
| 6645090 | SEAL | | | 150 |
| 6646372 | SEAL | | | 86 |
| 6646383 | CONNECTOR | | | 174, 180 |
| 6646582 | PLUG | | | 332 |
| 6646601 | TIRE | | | 403 |
| 6646627 | BEARING | | | 218 |
| 6646678 | CAP | | | 1, 200 |
| 6646705 | MOULDING | | | 204 |
| 6646781 | SWITCH | | | 252, 254 |
| 6647635 | KNOB | | | 266, 270, 274 |
| 6647668 | KNOB | | | 34 |
| 6647777 | PIN | | | 118 |
| 6647778 | CAP | | | 118 |
| 6647780 | PLUG | | | 118 |
| 6647783 | LOAD CHECK | | | 118 |
| 6647784 | PLUG | | | 118 |

Code for disposition of old part number

A — Use up

B — Use on other application (See PNI)

C — File PDR Report with Bobcat Parts Sales

D — Part Number Error

Model 773

Loader Parts

NUMERICAL INDEX (Cont'd)

| Part No. | Description | Was | Code | Page |
|----------|---------------|---------|------|---------------|
| 6647785 | SPRING | | | 118 |
| 6647786 | SEAL KIT | | | 118 |
| 6648293 | SCREW | | | 118 |
| 6648294 | SPRING | | | 118 |
| 6648307 | CONNECTOR | | | 332 |
| 6648326 | SWITCH | | | 178 |
| 6648416 | SEAL | | | 266 |
| 6648460 | CONNECTOR | | | 343 |
| 6648466 | MOTOR | | | 343 |
| 6648467 | MOUNT | | | 343 |
| 6648468 | BLOWER | | | 343 |
| 6648469 | HOUSING | | | 343 |
| 6648470 | SCREW | | | 340, 343 |
| 6648471 | CORE | | | 343 |
| 6648472 | COVER | | | 343 |
| 6648474 | ELBOW | | | 344 |
| 6648475 | O-RING | | | 344 |
| 6648482 | CABLE | | | 344 |
| 6648483 | VALVE | | | 344 |
| 6648485 | TEE | | | 344 |
| 6648485 | TEE | 6564697 | A | 341 |
| 6648691 | PIN | | | 186 |
| 6648967 | QUICK COUPLER | | | 362 |
| 6648969 | QUICK COUPLER | | | 362 |
| 6649028 | CLAMP | | | 292 |
| 6649244 | BALL STUD | | | 20, 204 |
| 6649300 | SEAL | | | 230 |
| 6649331 | SOCKET | | | 170 |
| 6649402 | MOULDING | | | 200 |
| 6649420 | LATCH | | | 28 |
| 6649459 | SPACER | | | 282 |
| 6649478 | HOUSING | | | 168, 350, 352 |
| 6649481 | BULB | | | 180, 350, 352 |
| 6649536 | PLUG | | | 234 |
| 6649551 | SHOCK | | | 134 |
| 6649555 | LOCK | | | 377 |
| 6649686 | VALVE | | | 362, 374 |
| 6649835 | ADHESIVE | | | 28 |
| 6650107 | SEAL | | | 174, 182 |
| 6650219 | KNOB KIT | | | 388 |
| 6650220 | SHROUD | | | 388 |
| 6650221 | LATCH TILT | | | 388 |
| 6650222 | SPRING | | | 388 |
| 6650223 | CABLE | | | 388 |
| 6650224 | SUPPORT | | | 388 |
| 6650225 | BACK CUSHION | | | 388 |
| 6650226 | SEAT CUSHION | | | 388 |
| 6650228 | TRACK | | | 388 |
| 6650229 | SPRING | | | 388 |
| 6650230 | SEAT PAN | | | 388 |
| 6650231 | CLIP | | | 388 |

Code for disposition of old part number

A — Use up

B — Use on other application (See PNI)

C — File PDR Report with Bobcat Parts Sales

D — Part Number Error

NUMERICAL INDEX (Cont'd)

| Part No. | Description | Was | Code | Page |
|----------|-------------|-----|------|--------------------|
| 6650239 | SCREEN | | | 38 |
| 6650241 | PUSH NUT | | | 388 |
| 6650242 | TIP | | | 388 |
| 6650243 | BOOT | | | 388 |
| 6650244 | NUT | | | 388 |
| 6650245 | WASHER | | | 388 |
| 6650246 | WASHER | | | 388 |
| 6650247 | WASHER | | | 388 |
| 6650248 | SPACER | | | 388 |
| 6650249 | SPACER | | | 388 |
| 6650250 | WASHER | | | 388 |
| 6650251 | CLIP | | | 388 |
| 6650388 | SEALANT | | | 408 |
| 6650407 | ADHESIVE | | | 202, 408 |
| 6650626 | SEAL | | | 142 |
| 6650627 | PLATE | | | 142, 146, 150, 156 |
| 6650629 | PIN | | | 142, 146, 150, 154 |
| 6650630 | RETAINER | | | 142, 146, 150, 154 |
| 6650634 | GASKET | | | 142, 146, 150, 154 |
| 6650635 | BEARING | | | 144, 146, 152, 156 |
| 6650636 | PIN | | | 142, 146, 150, 154 |
| 6650637 | BOLT | | | 144, 146, 152, 154 |
| 6650640 | BEARING | | | 142, 146 |
| 6650641 | SNAP RING | | | 142, 146 |
| 6650645 | SHAFT | | | 146 |
| 6650646 | O-RING | | | 144, 152 |
| 6650647 | O-RING | | | 144, 152 |
| 6650648 | PLUG | | | 144, 152 |
| 6650649 | SHIM | | | 142 |
| 6650650 | SHIM | | | 142 |
| 6650652 | POPPET | | | 142, 150 |
| 6650653 | END CAP | | | 146 |
| 6650668 | BOLT | | | 142, 146, 150, 156 |
| 6650670 | CAP | | | 144 |
| 6650671 | SHAFT | | | 142 |
| 6650675 | COUPLER | | | 142, 152 |
| 6650677 | COUPLER | | | 146, 156 |
| 6650679 | BOLT | | | 158 |
| 6651173 | CONNECTOR | | | 334 |
| 6651482 | MANIFOLD | | | 235 |
| 6651489 | COVER | | | 234 |
| 6651542 | BALL | | | 140 |
| 6651703 | CAP | | | 170 |
| 6651709 | SEAL | | | 32 |
| 6651934 | RIVET | | | 231 |
| 6651975 | SWITCH | | | 292, 336 |
| 6652018 | BOLT | | | 146, 156 |
| 6652019 | SNAP RING | | | 142, 146 |
| 6652367 | SHIELD | | | 344 |
| 6652487 | BOLT | | | 206 |
| 6652574 | PLUG | | | 223 |

Code for disposition of old part number

A — Use up

B — Use on other application (See PNI)

C — File PDR Report with Bobcat Parts Sales

D — Part Number Error

Model 773

Loader Parts

NUMERICAL INDEX (Cont'd)

| Part No. | Description | Was | Code | Page |
|----------|-------------|---------|------|------------------------------|
| 6652575 | PLUG | | | 223 |
| 6652580 | BOLT | | | 233, 236 |
| 6652592 | PIN | | | 221 |
| 6652624 | JOINT | | | 225 |
| 6652633 | PLUG | | | 230 |
| 6652652 | SPRING | | | 222 |
| 6652653 | CAP | | | 225 |
| 6652670 | STUD | | | 227, 235, 239 |
| 6652688 | CLAMP | | | 241 |
| 6652689 | CLAMP | | | 241 |
| 6652762 | BOLT | | | 233 |
| 6652764 | STUD | | | 222, 238 |
| 6652792 | NUT | | | 226, 227, 233, 234, 235, 239 |
| 6652797 | PLUG | | | 227 |
| 6652818 | ADHESIVE | | | 14 |
| 6652918 | NUT | | | 212 |
| 6652918 | NUT | 83D-8 | B | 296 |
| 6652935 | EDGING | | | 23 |
| 6653388 | MIRROR | | | 298 |
| 6653395 | SOLENOID | | | 86, 90, 94, 102, 112 |
| 6653484 | VALVE | | | 374, 375 |
| 6653485 | SEAL KIT | | | 374, 375 |
| 6653487 | SEAL KIT | | | 374, 375, 376 |
| 6653488 | VALVE | | | 374 |
| 6653489 | COIL | | | 374 |
| 6653490 | PLUG | | | 374, 375 |
| 6653517 | REDUCER | | | 408 |
| 6653518 | PRIMER | | | 408 |
| 6653562 | GASKET | | | 234 |
| 6653702 | SEAL | | | 218 |
| 6653757 | SNAP RING | | | 218 |
| 6653758 | SNAP RING | | | 218 |
| 6653798 | BOLT | | | 228 |
| 6653803 | GUIDE | | | 227 |
| 6653806 | GASKET | | | 221 |
| 6653806 | GASKET | 6655481 | A | 220 |
| 6653807 | BOLT | | | 222 |
| 6653808 | BOLT | | | 221 |
| 6653809 | ADAPTER | | | 222 |
| 6653821 | BOLT | | | 230 |
| 6653830 | SEAL | | | 220, 226 |
| 6653832 | STUD | | | 226 |
| 6653833 | SPRING | 3974525 | A | 226 |
| 6653839 | SCREW | | | 232 |
| 6653840 | GEAR | | | 232 |
| 6653843 | STOPPER | | | 232 |
| 6653859 | SLEEVE | 3975334 | A | 230 |
| 6653861 | SLINGER | 6598141 | A | 230 |
| 6653865 | WASHER | | | 230 |
| 6653894 | SLEEVE | | | 240 |
| 6653905 | CAP | | | 238 |

Code for disposition of old part number

A — Use up

B — Use on other application (See PNI)

C — File PDR Report with Bobcat Parts Sales

D — Part Number Error

Model 773

Loader Parts

NUMERICAL INDEX (Cont'd)

| Part No. | Description | Was | Code | Page |
|----------|-------------|---------|------|----------|
| 6653906 | BOLT ASSY | | | 236 |
| 6653941 | WATER PUMP | 3974989 | A | 233 |
| 6653944 | IMPELLER | | | 233 |
| 6653945 | SET SEAL | | | 233 |
| 6653946 | STUD | | | 233 |
| 6653948 | THERMOSTAT | | | 234 |
| 6654002 | WASHER | | | 230 |
| 6654003 | WASHER | | | 230 |
| 6654117 | SEAL | | | 32 |
| 6654139 | MOULDING | | | 16, 214 |
| 6654191 | VALVE | | | 336 |
| 6654200 | SENSOR | | | 178 |
| 6654201 | SENSOR | | | 178 |
| 6654205 | HOSE | | | 132 |
| 6654374 | KEY | | | 38 |
| 6654718 | CLIP | | | 241 |
| 6655080 | O-RING | | | 146 |
| 6655149 | CRANKCASE | | | 223 |
| 6655151 | OIL PAN | | | 228 |
| 6655152 | HOOK | | | 227 |
| 6655153 | HEAD | | | 227 |
| 6655154 | GUIDE | | | 227 |
| 6655158 | BOLT | | | 227 |
| 6655159 | GASKET | | | 220, 227 |
| 6655160 | PLUG | | | 227 |
| 6655161 | WASHER | | | 227 |
| 6655162 | O-RING | | | 220, 222 |
| 6655163 | CASE | | | 230 |
| 6655164 | BOLT | | | 230 |
| 6655165 | GASKET | | | 220, 230 |
| 6655166 | COVER | | | 230 |
| 6655167 | GASKET | | | 220 |
| 6655168 | CASE | | | 230 |
| 6655169 | CASE | | | 230 |
| 6655170 | CASE | | | 230 |
| 6655171 | MANIFOLD | | | 235 |
| 6655173 | VALVE | | | 226 |
| 6655174 | VALVE | | | 226 |
| 6655175 | COVER | | | 225 |
| 6655176 | PUSH ROD | | | 232 |
| 6655177 | PISTON | | | 230 |
| 6655179 | PIN | | | 230 |
| 6655180 | CIR-CLIP | | | 230 |
| 6655181 | ROD | | | 230 |
| 6655183 | BEARING | | | 230 |
| 6655184 | CRANKSHAFT | | | 230 |
| 6655185 | BEARING | | | 230 |
| 6655186 | BEARING | | | 230 |
| 6655187 | GEAR ASSY | | | 232 |
| 6655190 | COLLAR | | | 232 |
| 6655191 | COLLAR | | | 232 |

Code for disposition of old part number

A — Use up

B — Use on other application (See PNI)

C — File PDR Report with Bobcat Parts Sales

D — Part Number Error

Model 773

Loader Parts

NUMERICAL INDEX (Cont'd)

| Part No. | Description | Was | Code | Page |
|-----------|-------------|-----|------|---------------|
| 6655192 | CIR-CLIP | | | 232 |
| 6655193 | SHAFT | | | 232 |
| 6655194 | OIL FILTER | | | 228 |
| 6655195 | BOLT | | | 224 |
| 6655197 | PIPE ASSY | | | 239 |
| 6655198 | PIPE | | | 241 |
| 6655199 | PUMP | | | 240 |
| 6655201 | ELEMENT | | | 240 |
| 6655202 | VALVE | | | 240 |
| 6655203 | SPRING | | | 240 |
| 6655204 | HOLDER | | | 240 |
| 6655205 | PLATE ASSY | | | 240 |
| 6655206 | BOLT | | | 240 |
| 6655207 | PLATE | | | 240 |
| 6655209 | PLATE | | | 240 |
| 6655210 | SHIM | | | 239 |
| 6655211 | CAMSHAFT | | | 231 |
| 6655212 | GEAR | | | 231 |
| 6655213 | SLEEVE | | | 231 |
| 6655214 | CASE | | | 231 |
| 6655215 | BALL | | | 231 |
| 6655216 | FUEL PUMP | | | 38, 239 |
| 6655218 | GASKET | | | 220, 241, 242 |
| 6655219 | PIPE | | | 241 |
| 6655220 | PIPE | | | 241 |
| 6655221 | PIPE | | | 241 |
| 6655222 | PIPE | | | 241 |
| 6655223 | NUT | | | 238 |
| 6655227 | SPRING | | | 237 |
| 6655228 | STOPPER | | | 238 |
| 6655230 | COVER | | | 236 |
| 6655231 | SHAFT | | | 236 |
| 6655232 | LEVER | | | 236 |
| 6655233 | GLOW PLUG | | | 241 |
| 6655234 | CORD | | | 241 |
| 6655235 | PULLEY | | | 230 |
| 6655236 | BEARING | | | 230 |
| 6655237 | BEARING | | | 230 |
| 6655238 | BEARING | | | 230 |
| 6655239 | BEARING | | | 230 |
| 6655240 | BEARING | | | 230 |
| 6655241 | BEARING | | | 230 |
| 6655242 | BUSHING | | | 232 |
| 6655243 | BUSHING | | | 230 |
| 6655255 | SPRING | | | 237 |
| 6655384 | CAMSHAFT | | | 232 |
| * 6655399 | BUMPER | | | 30 |
| 6655399 | BUMPER | | | 30 |
| 6655415 | COVER | | | 157 |
| 6655418 | COVER | | | 158 |
| 6655427 | CAMSHAFT | | | 232 |

Code for disposition of old part number

A — Use up

B — Use on other application (See PNI)

C — File PDR Report with Bobcat Parts Sales

D — Part Number Error

Model 773

Loader Parts

NUMERICAL INDEX (Cont'd)

| Part No. | Description | Was | Code | Page |
|----------|-------------|---------|------|---------------------|
| 6655498 | BOLT | | | 230 |
| 6655515 | JOINT | | | 239 |
| 6655518 | O-RING | 6646730 | A | 240 |
| 6655523 | COLLAR | 3975442 | A | 231 |
| 6655781 | BEARING | | | 206, 328 |
| 6655795 | SEAL KIT | | | 362 |
| 6655869 | PLUG | | | 223 |
| 6655870 | ARM | | | 226 |
| 6655872 | HEAT SEAL | | | 220, 241, 242 |
| 6655873 | PIECE | | | 242 |
| 6655874 | CLIP | | | 239 |
| 6655875 | CAMSHAFT | | | 231 |
| 6655876 | LEVER | | | 237 |
| 6655877 | LEVER | | | 237 |
| 6655878 | SPRING | | | 237 |
| 6655880 | PIPE | | | 234 |
| 6655884 | PLUG | 3974051 | A | 224 |
| 6655937 | VALVE | | | 243 |
| 6655938 | VALVE | | | 243 |
| 6656126 | WASHER | | | 242 |
| 6656127 | WASHER | | | 242 |
| 6656128 | WASHER | | | 242 |
| 6656129 | WASHER | | | 242 |
| 6656130 | WASHER | | | 242 |
| 6656131 | WASHER | | | 242 |
| 6656132 | WASHER | | | 242 |
| 6656155 | COVER | | | 52, 56, 60, 64, 298 |
| 6657028 | O-RING | | | 142, 146, 152, 154 |
| 6657067 | COVER | | | 142, 146, 152, 154 |
| 6657068 | COVER | | | 142, 146, 150, 156 |
| 6657074 | SEAL | | | 142 |
| 6657076 | HOUSING | | | 142 |
| 6657077 | HOUSING | | | 146 |
| 6657079 | O-RING | | | 142 |
| 6657083 | ELBOW | | | 38 |
| 6657299 | OIL | | | 1, 408 |
| 6657301 | OIL | | | 1, 408 |
| 6657303 | OIL | | | 1, 408 |
| 6657306 | CAP | | | 338 |
| 6657376 | ELBOW | | | 202 |
| 6657401 | GASKET KIT | | | 220, 227 |
| 6657402 | GASKET KIT | | | 220, 224 |
| 6657409 | SEAL KIT | | | 354, 374 |
| 6657460 | NUT | | | 242 |
| 6657463 | WASHER | | | 242 |
| 6657695 | PISTON | | | 230 |
| 6657696 | RINGS | | | 230 |
| 6657719 | PLUG | | | 336 |
| 6657720 | RETAINER | | | 374 |
| 6657721 | DISC | | | 374 |
| 6657734 | PUMP | | | 38 |

Code for disposition of old part number

A — Use up

B — Use on other application (See PNI)

C — File PDR Report with Bobcat Parts Sales

D — Part Number Error

Model 773

Loader Parts

NUMERICAL INDEX (Cont'd)

| Part No. | Description | Was | Code | Page |
|----------|-------------|---------|------|----------|
| 6657742 | KIT | | | 242 |
| 6657743 | PRIMER | 6653519 | A | 408 |
| 6658105 | HOSE | | | 128 |
| 6658106 | HOSE | | | 124 |
| 6658142 | WINDOW | | | 280 |
| 6658143 | WINDOW | | | 280 |
| 6658180 | PLUG | | | 40 |
| 6658228 | SEAL | | | 49, 250 |
| 6658260 | SENSOR | | | 180 |
| 6658266 | GREASE | | | 408 |
| 6658301 | SPRING | | | 142, 152 |
| 6658302 | SHIM | | | 142 |
| 6658352 | EXTRUSION | | | 276 |
| 6658460 | PIN | | | 152 |
| 6658500 | FRAME | | | 194 |
| 6658536 | SNAP RING | | | 208 |
| 6658564 | HOLDER | | | 194 |
| 6658565 | BRUSH | | | 194 |
| 6658566 | BRUSH | | | 194 |
| 6658567 | BUSHING | | | 194 |
| 6658568 | SPRING | | | 194 |
| 6658569 | BEARING | | | 194 |
| 6658570 | BEARING | | | 194 |
| 6658571 | SUPPORT | | | 194 |
| 6658572 | LEVER | | | 194 |
| 6658573 | STOP | | | 194 |
| 6658574 | ARMATURE | | | 194 |
| 6658575 | FRAME | | | 194 |
| 6658576 | SHAFT | | | 194 |
| 6658577 | SUPPORT | | | 194 |
| 6658579 | HOUSING | | | 194 |
| 6658581 | O-RING | | | 194 |
| 6658582 | SOLENOID | | | 194 |
| 6658672 | SNAP RING | | | 46, 48 |
| 6658682 | BEARING | | | 328 |
| 6658693 | HEATER | | | 342, 343 |
| 6658757 | PLATE | | | 138 |
| 6658818 | SENDER | | | 172 |
| 6658846 | RIM | | | 403 |
| 6658847 | SNAP RING | | | 208 |
| 6658930 | BOOT | | | 328 |
| 6658958 | SENDER | | | 178 |
| 6659327 | KEY | | | 377 |
| 6659371 | NUT | | | 192 |
| 6659372 | WASHER | | | 192 |
| 6659374 | SPACER | | | 192 |
| 6659375 | FAN | | | 192 |
| 6659376 | BRACKET | | | 192 |
| 6659378 | BOLT | | | 192 |
| 6659379 | BEARING | | | 192 |
| 6659380 | ROTOR | | | 192 |

Code for disposition of old part number

A — Use up

B — Use on other application (See PNI)

C — File PDR Report with Bobcat Parts Sales

D — Part Number Error

Model 773

Loader Parts

NUMERICAL INDEX (Cont'd)

| Part No. | Description | Was | Code | Page |
|----------|--------------|---------|------|----------------------|
| 6659381 | STATOR | | | 192 |
| 6659382 | BRACKET | | | 192 |
| 6659384 | RECTIFIER | | | 192 |
| 6659385 | SCREW | | | 192 |
| 6659386 | HOLDER | | | 192 |
| 6659387 | NUT | | | 192 |
| 6659388 | CONDENSER | | | 192 |
| 6659390 | HOLDER | | | 192 |
| 6659391 | NUT | | | 192 |
| 6659392 | BOLT | | | 192 |
| 6659393 | REGULATOR | | | 192 |
| 6659394 | BRUSH | | | 192 |
| 6659395 | SPRING | | | 192 |
| 6659396 | SCREW | | | 192 |
| 6659397 | TERMINAL | | | 192 |
| 6659398 | COVER | | | 192 |
| 6659399 | SCREW | | | 192 |
| 6659400 | CONNECTOR | | | 192 |
| 6659487 | BOLT | | | 138 |
| 6659488 | BOLT | | | 138 |
| 6659489 | SHAFT | | | 138 |
| 6659491 | GEROLER | | | 138 |
| 6659543 | PLUG | | | 353 |
| 6659578 | SHIM | | | 144, 148 |
| 6659579 | SHIM | | | 144, 148 |
| 6659580 | SHIM | | | 144, 148 |
| 6659581 | SHIM | | | 144, 148 |
| 6659582 | SPACER | | | 144, 146 |
| 6659583 | SWASH PLATE | | | 141, 143, 145, 147 |
| 6659890 | SHIELD | | | 343 |
| 6659891 | MOULDING | | | 343 |
| 6659892 | MOULDING | | | 343 |
| 6659949 | LATCH | | | 280 |
| 6659982 | MUFFLER | 6703648 | A | 312 |
| 6659999 | BELT | | | 393 |
| 6660117 | BEARING | | | 144, 148 |
| 6660167 | LATCH | | | 266 |
| 6660204 | SENSOR | | | 178 |
| 6660256 | SEAL KIT | | | 138 |
| 6660260 | SWITCH | | | 161, 182 |
| 6660294 | HORN | | | 345 |
| 6660340 | VINYL CAB | | | 277 |
| 6660341 | STUD | | | 34 |
| 6660348 | GAS SPRING | | | 384 |
| 6660443 | RELIEF VALVE | | | 124 |
| 6660594 | BUTTON | | | 164, 170 |
| 6660644 | CAP | | | 90, 94, 96, 102, 106 |
| 6660654 | CONNECTOR | | | 340 |
| 6660656 | DECAL | | | 340 |
| 6660659 | SWITCH | | | 336 |
| 6660777 | KIT | | | 341 |

Code for disposition of old part number

A — Use up

B — Use on other application (See PNI)

C — File PDR Report with Bobcat Parts Sales

D — Part Number Error

NUMERICAL INDEX (Cont'd)

| Part No. | Description | Was | Code | Page |
|----------|-------------|---------|------|-------------------------|
| 6660795 | GUIDE | | | 341 |
| 6660797 | STARTER | | | 194 |
| 6660814 | O-RING | | | 142, 146, 150, 156 |
| 6660815 | SHIM KIT | | | 142, 146 |
| 6660822 | KNOB | | | 336 |
| 6660864 | COVER | | | 336 |
| 6660865 | DECAL | | | 338 |
| 6660868 | DECAL | | | 340 |
| 6660869 | KNOB | | | 340 |
| 6660871 | HOUSING | | | 340 |
| 6660872 | DOOR | | | 340 |
| 6660873 | BRACKET | | | 340 |
| 6660874 | HOUSING | | | 340 |
| 6660875 | COVER | | | 340 |
| 6660876 | MOTOR | | | 340 |
| 6660877 | MOULDING | | | 340 |
| 6660878 | MOULDING | | | 340 |
| 6660879 | ELBOW | | | 336 |
| 6660880 | FILTER | | | 336 |
| 6660881 | KNOB | | | 336 |
| 6660883 | TIE | | | 336, 341 |
| 6660884 | SCREW | | | 336 |
| 6660885 | LOUVER | | | 338 |
| 6660888 | VENT | | | 336 |
| 6660890 | COVER ASSY | | | 338 |
| 6660892 | HARNESS | | | 336 |
| 6660893 | SPACER | | | 336 |
| 6660894 | HARNESS | | | 336 |
| 6660930 | THUMBSCREW | | | 336 |
| 6660932 | LATCH | | | 266 |
| 6660967 | COVER | | | 206 |
| 6660988 | RETAINER | | | 255, 316, 318, 380, 401 |
| 6660994 | BELT | | | 206 |
| 6660995 | RING | | | 206 |
| 6661022 | FILTER | | | 126, 130 |
| 6661062 | PLUG | | | 204 |
| 6661066 | SEAL | | | 206 |
| 6661070 | SLEEVE | | | 206 |
| 6661112 | SEAL | | | 208 |
| 6661114 | CAP | | | 38 |
| 6661117 | TANK | | | 302 |
| 6661183 | LOCK | | | 188, 332 |
| 6661209 | RIVET | 6630207 | A | 200 |
| 6661209 | RIVET | | | 202 |
| 6661213 | CLAMP | | | 38 |
| 6661238 | OIL COOLER | | | 132 |
| 6661242 | COVER | | | 243 |
| 6661243 | WING NUT | | | 243 |
| 6661244 | WASHER | | | 243 |
| 6661247 | FILTER ASSY | | | 161 |
| 6661248 | ELEMENT | | | 1, 132, 161, 162 |

Code for disposition of old part number

A — Use up

B — Use on other application (See PNI)

C — File PDR Report with Bobcat Parts Sales

D — Part Number Error

Model 773

Loader Parts

NUMERICAL INDEX (Cont'd)

| Part No. | Description | Was | Code | Page |
|-----------|-------------|---------|------|------------------------------------|
| 6661328 | SEAL KIT | | | 94 |
| 6661334 | FILTER | | | 162 |
| 6661353 | LIGHT ASSY | | | 352 |
| 6661382 | ELBOW | | | 38 |
| 6661405 | OIL | | | 208 |
| 6661481 | O-RING | | | 152 |
| 6661518 | SENDER | | | 180, 182 |
| 6661608 | SEAL KIT | 6668098 | A | 304 |
| 6661611 | ALTERNATOR | | | 192 |
| 6661616 | MUFFLER | | | 353 |
| 6661686 | SUPPORT | | | 194 |
| 6661688 | DRIVE | | | 194 |
| 6661689 | TRACK | | | 280 |
| 6661690 | TRACK | | | 280 |
| 6661696 | CAP | | | 38 |
| 6661758 | BLOCK ASSY | | | 142, 146, 152, 154 |
| 6661785 | MOUNT | | | 212 |
| 6661787 | WASHER | | | 212, 296 |
| 6661809 | PLATE | | | 138 |
| 6661820 | PISTON | | | 79 |
| 6662257 | PIN | | | 186, 292, 330, 334 |
| 6662306 | RING | | | 50, 250 |
| 6662349 | PUMP | | | 142, 146 |
| 6662437 | WASHER | | | 196 |
| 6662834 | SPRING | | | 268 |
| 6662839 | HINGE KIT | | | 277 |
| 6662848 | CAP | | | 86, 90, 94, 96, 102, 108, 112, 114 |
| 6662866 | HOSE | | | 312 |
| 6662867 | HOSE | | | 124 |
| 6662868 | HOSE | | | 312 |
| 6662997 | PULLEY | | | 206 |
| 6664004 | CLAMP | | | 204 |
| 6664035 | CAP | | | 292 |
| 6664036 | NUT | | | 292 |
| 6664037 | WASHER | | | 294 |
| 6664040 | PIN | | | 166, 170, 292 |
| 6664041 | SOCKET | | | 174, 182, 292 |
| 6664095 | ARM | | | 272, 274 |
| 6664096 | BLADE | | | 272, 274 |
| 6664181 | CONNECTOR | | | 292 |
| 6664182 | CONNECTOR | | | 294 |
| 6664205 | GAS SPRING | | | 14 |
| 6664207 | GAS SPRING | | | 20 |
| 6664209 | SEAL | | | 208 |
| 6664212 | CHECK VALVE | | | 374, 375 |
| 6664221 | RETAINER | | | 20, 298, 382, 384 |
| 6664223 | OUTLET | | | 298 |
| 6664224 | CAP | | | 298 |
| * 6664286 | BOOT | 6675280 | A | 190 |
| 6664286 | BOOT | | | 174, 182 |
| 6664310 | CLIP | | | 16 |

Code for disposition of old part number

A — Use up

B — Use on other application (See PNI)

C — File PDR Report with Bobcat Parts Sales

D — Part Number Error

Model 773

Loader Parts

NUMERICAL INDEX (Cont'd)

| Part No. | Description | Was | Code | Page |
|----------|-------------|---------|------|-----------------------------|
| 6664351 | SEAL | | | 16, 280 |
| 6664368 | LIGHT | | | 298 |
| 6664373 | VALVE | | | 86, 90, 94, 102 |
| 6664374 | PLUG | | | 16 |
| 6664388 | DIODE | | | 292 |
| 6664554 | PUMP | | | 270, 276, 380 |
| 6664555 | NOZZLE | | | 270, 274 |
| 6664555 | NOZZLE | 6666767 | A | 380 |
| 6664584 | CONNECTOR | 6665683 | A | 166, 170 |
| 6664585 | CONNECTOR | 6665682 | A | 174, 182 |
| 6664599 | CONNECTOR | | | 330 |
| 6664599 | CONNECTOR | 6664184 | B | 186, 292, 334 |
| 6664800 | LOCK | | | 330 |
| 6664800 | LOCK | 6664186 | B | 186, 292, 334 |
| 6664806 | HOUSING | | | 340 |
| 6664807 | COVER | | | 340 |
| 6664808 | DOOR | | | 340 |
| 6664815 | SEAL | | | 42, 140 |
| 6664827 | PIN | | | 166, 170 |
| 6664828 | SOCKET | | | 174, 182 |
| 6664849 | VALVE | | | 52, 56, 68, 120, 362, 366 |
| 6664850 | VALVE | | | 52, 58, 68, 121 |
| 6664858 | KNOB | | | 68 |
| 6664881 | KEY | | | 20, 384 |
| 6664882 | BUSHING | | | 20, 389, 391 |
| 6664886 | HOURLMETER | | | 166, 346, 382 |
| 6664993 | TIRE & RIM | | | 404 |
| 6664994 | TIRE & RIM | | | 404 |
| 6664995 | KIT | | | 404 |
| 6665000 | CLIP | | | 20, 166, 170, 188, 331, 384 |
| 6665001 | CONNECTOR | 6664034 | A | 292 |
| 6665004 | STEM | | | 68 |
| 6665012 | SEAL | | | 16, 280 |
| 6665021 | LENS | | | 402 |
| 6665022 | FLASH TUBE | | | 401, 402 |
| 6665023 | GASKET | | | 402 |
| 6665024 | GUARD | | | 402 |
| 6665025 | LENS | | | 402 |
| 6665031 | BATTERY | | | 1, 172, 180 |
| 6665033 | SENDER | | | 180 |
| 6665086 | SEAL | | | 76, 78, 79 |
| 6665089 | SEAL | | | 86 |
| 6665118 | HOUSING | | | 138 |
| 6665315 | SWITCH | | | 298, 308 |
| 6665316 | SWITCH | | | 305, 308 |
| 6665318 | SWITCH | | | 166 |
| 6665321 | RIVET | | | 166, 170, 188, 331 |
| 6665322 | RIVET | | | 166, 170, 188, 331 |
| 6665353 | SWITCH | | | 298 |
| 6665356 | BLOCK | | | 174, 182 |
| 6665357 | LOCK | | | 174, 182 |

Code for disposition of old part number

A — Use up

B — Use on other application (See PNI)

C — File PDR Report with Bobcat Parts Sales

D — Part Number Error

Model 773

Loader Parts

NUMERICAL INDEX (Cont'd)

| Part No. | Description | Was | Code | Page |
|----------|-------------|---------|------|--------------------------------|
| 6665358 | COVER | | | 174, 180 |
| 6665367 | BULB | | | 298 |
| 6665369 | MOUNT | | | 174, 182 |
| 6665371 | SWITCH | | | 178, 243 |
| 6665410 | SWITCH | | | 168, 350, 352 |
| 6665411 | WEDGE | | | 174, 182 |
| 6665430 | BACKUP RING | | | 72, 320 |
| 6665431 | SOCKET ASSY | | | 178, 350 |
| 6665487 | SEAL KIT | | | 68, 120 |
| 6665489 | ADAPTER | | | 68, 120, 362, 366 |
| 6665490 | VALVE | | | 68, 121 |
| 6665527 | TIE | | | 166, 170 |
| 6665530 | LATCH | | | 270, 274 |
| 6665531 | LATCH | | | 270, 274 |
| 6665532 | MOTOR | | | 270, 274 |
| 6665568 | SEAL | | | 272, 276 |
| 6665568 | SEAL | 6658352 | B | 16, 280 |
| 6665569 | WASHER | | | 100, 110, 114 |
| 6665569 | WASHER | NSS | D | 84, 88, 92 |
| 6665570 | RING | | | 100, 110, 114 |
| 6665570 | RING | NSS | D | 84, 88, 92 |
| 6665602 | MOTOR | | | 380 |
| 6665605 | CAP | | | 270, 276, 380 |
| 6665606 | SWITCH | | | 164, 168 |
| 6665609 | CHECK VALVE | | | 68, 120, 121 |
| 6665610 | VALVE | | | 68, 120, 121 |
| 6665611 | SEAL KIT | | | 68, 120, 121 |
| 6665612 | SEAL KIT | | | 68, 120, 121 |
| 6665656 | CLIP | | | 23 |
| 6665687 | ARM | | | 380 |
| 6665688 | BLADE | | | 380 |
| 6665701 | BUSHING | 6630081 | A | 81, 134 |
| 6665707 | SWITCH | | | 270, 274 |
| 6665727 | LIGHT | | | 305, 308 |
| 6665728 | LIGHT | | | 308 |
| 6665729 | LIGHT | | | 308 |
| 6665730 | BEACON | | | 255 |
| 6665757 | LIGHT | | | 305, 308 |
| 6665758 | STEM | | | 84, 88, 92, 102 |
| 6665846 | SEAL | | | 90, 94, 96, 102, 106, 112, 114 |
| 6665922 | LAMP | 6661353 | B | 178, 350 |
| 6665923 | DISPLAY | 6708080 | A | 168 |
| 6666290 | PLATE | 6650672 | C | 142 |
| 6666291 | VALVE PLATE | 6650673 | C | 146 |
| 6666338 | WASHER | | | 144, 148, 150, 154 |
| 6666339 | BOLT | | | 156 |
| 6666339 | BOLT | 6650679 | A | 146 |
| 6666340 | SEAL KIT | 6655421 | A | 158 |
| 6666341 | VALVE | | | 66, 262 |
| 6666341 | VALVE | 6645249 | A | 58, 118, 260 |
| 6666384 | RADIATOR | | | 200 |

Code for disposition of old part number

A — Use up

B — Use on other application (See PNI)

C — File PDR Report with Bobcat Parts Sales

D — Part Number Error

Model 773

Loader Parts

NUMERICAL INDEX (Cont'd)

| Part No. | Description | Was | Code | Page |
|----------|-------------|---------|------|------------------|
| 6666534 | SEAL | | | 330 |
| 6666563 | LENS | | | 308 |
| 6666564 | HOUSING | | | 308 |
| 6666565 | LENS | | | 308 |
| 6666566 | GASKET | | | 308 |
| 6666567 | BULB | | | 308 |
| 6666568 | BULB | | | 308 |
| 6666569 | BULB | | | 308 |
| 6666570 | BULB | | | 308 |
| 6666571 | BULB | | | 255 |
| 6666572 | LENS | | | 255 |
| 6666576 | SPOOL | | | 84, 88 |
| 6666577 | SPOOL | | | 84, 88 |
| 6666578 | SPOOL | | | 84, 88 |
| 6666579 | SPOOL | | | 84, 88 |
| 6666580 | SPOOL | | | 84, 88 |
| 6666581 | SPOOL | | | 84, 88 |
| 6666588 | SPOOL | | | 92, 96, 100, 106 |
| 6666589 | SPOOL | | | 92, 96, 100, 106 |
| 6666590 | SPOOL | | | 92, 96, 100, 106 |
| 6666591 | SPOOL | | | 92, 96, 100, 106 |
| 6666592 | SPOOL | | | 92, 96, 100, 106 |
| 6666593 | SPOOL | | | 92, 96, 100, 106 |
| 6666608 | BUSHING | | | 20, 394 |
| 6666616 | STEM | | | 110 |
| 6666621 | ARMATURE | | | 196 |
| 6666622 | DRIVE | | | 196 |
| 6666628 | NUT | | | 196 |
| 6666629 | WASHER | | | 196 |
| 6666630 | WASHER | | | 196 |
| 6666631 | O-RING | | | 196 |
| 6666632 | O-RING | | | 196 |
| 6666633 | BOLT | | | 196 |
| 6666634 | BOLT | | | 196 |
| 6666635 | BOLT | | | 196 |
| 6666636 | BOLT | | | 196 |
| 6666637 | NUT | | | 196 |
| 6666668 | TIRE | | | 403 |
| 6666766 | GROMMET | | | 272, 276, 380 |
| 6666781 | GASKET | | | 235 |
| 6666781 | GASKET | 3974915 | A | 220 |
| 6666790 | GASKET | | | 344 |
| 6666790 | GASKET | 3974693 | A | 220, 234, 341 |
| 6666791 | GASKET | | | 220, 235 |
| 6666802 | GASKET | 3974987 | A | 220, 234 |
| 6666811 | GASKET | 6655172 | A | 220, 235 |
| 6666814 | GASKET | 6655167 | A | 230 |
| 6666828 | SEAL KIT | | | 68, 121 |
| 6666864 | CLAMP | 42H-20 | A | 124, 128 |
| 6666916 | BOSS | 6665924 | D | 180 |
| 6666918 | BOSS | | | 180 |

Code for disposition of old part number

A — Use up

B — Use on other application (See PNI)

C — File PDR Report with Bobcat Parts Sales

D — Part Number Error

Model 773

Loader Parts

NUMERICAL INDEX (Cont'd)

| Part No. | Description | Was | Code | Page |
|----------|---------------|---------|------|-----------------------|
| 6666932 | BRAKE | | | 302, 303 |
| 6666933 | CYLINDER | | | 302, 304 |
| 6667127 | PLUG | | | 120, 121 |
| 6667132 | O-RING | | | 120 |
| 6667139 | CAP | | | 302 |
| 6667176 | PLUG | 6647779 | B | D, 118 |
| 6667183 | HEATER | | | 340 |
| 6667189 | HOSE | | | 202 |
| 6667326 | SEAL | | | 78 |
| 6667326 | SEAL | 6538141 | A | 76, 79 |
| 6667352 | ELEMENT | | | 1 |
| 6667352 | ELEMENT | 6647773 | A | 38 |
| 6667353 | FILTER ASSY | 6657020 | A | 38 |
| 6667425 | PLUG | 6652591 | A | 221 |
| 6667428 | TAPPET | 3974540 | A | 232 |
| 6667460 | IMPELLER | | | 233 |
| 6667465 | SEAL | | | 233 |
| 6667480 | CHAMBER | 6655157 | A | 227 |
| 6667549 | VALVE | | | 100, 110 |
| 6667549 | VALVE | 6661345 | A | 84, 88 |
| 6667549 | VALVE | 6665533 | A | 92 |
| 6667565 | BLOWER | | | 340 |
| 6667566 | HOUSING | | | 340 |
| 6667567 | COVER | | | 340 |
| 6667569 | CONNECTOR | 6664039 | A | 292 |
| 6667573 | DECAL | | | 353 |
| 6667587 | STARTER | | | 196, 197 |
| 6667676 | COVER | | | 118 |
| 6667677 | O-RING | | | 118 |
| 6667680 | SNAP RING | | | 118 |
| 6667687 | STEM | 6665004 | A | 120 |
| 6667687 | STEM | 6665004 | D | 119 |
| 6667803 | QUICK COUPLER | | | 366, 370 |
| 6667804 | QUICK COUPLER | | | 366, 370 |
| 6667807 | QUICK COUPLER | | | 324, 326 |
| 6667808 | QUICK COUPLER | | | 72, 74, 322, 324, 326 |
| 6667828 | BOSS | | | 180 |
| 6667844 | VALVE | | | 70, 122 |
| 6667889 | TIRE | | | 403 |
| 6667903 | SWITCH | 6700603 | A | 164, 168 |
| 6667904 | SWITCH | | | 164, 168 |
| 6667905 | SWITCH | 6706995 | A | 164, 170 |
| 6667934 | BULB | | | 352 |
| 6667934 | BULB | 6650111 | A | 168, 350 |
| 6667992 | SOLENOID | | | 48 |
| 6667992 | SOLENOID | 6662882 | A | 46 |
| 6667993 | SOLENOID | 6662993 | A | 172, 178 |
| 6667996 | PUMP | | | 240 |
| 6668007 | SCREW | | | 308 |
| 6668009 | BULB | 6667887 | A | 308 |
| 6668010 | LENS | | | 308 |

Code for disposition of old part number

A — Use up

B — Use on other application (See PNI)

C — File PDR Report with Bobcat Parts Sales

D — Part Number Error

Model 773

Loader Parts

NUMERICAL INDEX (Cont'd)

| Part No. | Description | Was | Code | Page |
|----------|-------------|---------|------|----------|
| 6668079 | PLUG | | | 140 |
| 6668080 | SHIM | | | 140 |
| 6668082 | POPPET | | | 140 |
| 6668088 | PISTON | | | 140 |
| 6668089 | PLUG | | | 140 |
| 6668097 | SCREW | | | 304 |
| 6668104 | MOUNT | | | 296 |
| 6668110 | MOTOR | | | 140 |
| 6668114 | BEARING | 6662899 | A | 208 |
| 6668717 | SCREW | | | 388 |
| 6668719 | PIN | | | 174, 182 |
| 6668720 | PIN | | | 174, 182 |
| 6668742 | SWITCH | | | 298 |
| 6668765 | VALVE | | | 119 |
| 6668791 | ORIFICE | | | 119 |
| 6668814 | SWITCH | 6665319 | A | 262, 263 |
| 6668815 | SWITCH | | | 316, 318 |
| 6668816 | SWITCH | | | 401 |
| 6668816 | SWITCH | 6665317 | A | 255 |
| 6668817 | SWITCH | 6665706 | A | 380 |
| 6668820 | NUT | | | 119, 120 |
| 6668879 | DECAL | | | 252, 254 |
| 6668881 | CORD | | | 256 |
| 6668913 | KNOB | | | 70, 122 |
| 6668927 | SWITCH | | | 166 |
| 6668953 | BRACKET | | | 24 |
| 6669026 | HOSE | | | 128 |
| 6669057 | CHECK VALVE | | | 119 |
| 6669076 | O-RING | | | 120 |
| 6669085 | VALVE | | | 122 |
| 6669087 | SEAL KIT | | | 122 |
| 6669089 | TRACK | | | 24 |
| 6669089 | TRACK | 6672735 | A | 386 |
| 6669091 | CLIP | | | 298, 398 |
| 6669135 | SEAT | | | 24 |
| 6669144 | DISPLAY | | | 308, 318 |
| 6669146 | PLUG | | | 398 |
| 6669154 | BOLT | | | 303 |
| 6669155 | PLATE | | | 303 |
| 6669156 | SPACER | | | 303 |
| 6669159 | PISTON | | | 303 |
| 6669162 | NUT | | | 303 |
| 6669163 | PLUG | | | 303 |
| 6669164 | ADAPTER | | | 303 |
| 6669165 | SCREW | | | 303 |
| 6669184 | STATOR ASSY | | | 303 |
| 6669185 | SEAL KIT | | | 303 |
| 6669187 | VALVE | | | 376 |
| 6669188 | SEAL KIT | | | 375 |
| 6669189 | STEM | | | 376 |
| 6669190 | COIL | | | 375, 376 |

Code for disposition of old part number

A — Use up

B — Use on other application (See PNI)

C — File PDR Report with Bobcat Parts Sales

D — Part Number Error

Model 773

Loader Parts

NUMERICAL INDEX (Cont'd)

| Part No. | Description | Was | Code | Page |
|------------|---------------|---------|------|--------------------|
| 6669191 | LIGHT | | | 401 |
| 6669216 | SEAL KIT | | | 376 |
| 6669217 | SEAL KIT | | | 375 |
| 6669218 | VALVE | | | 375 |
| 6669219 | VALVE | | | 376 |
| 6669224 | BOLT | | | 190, 298, 398 |
| 6669225 | BOLT | 58G-408 | A | 318 |
| 6669225 | BOLT | | | 164, 170 |
| 6669286 | CLAMP | | | 294 |
| 6669308 | RETAINER | | | 16, 255, 380, 401 |
| 6669354 | SHAFT | | | 196 |
| 6669359 | TERMINAL | | | 196 |
| 6669360 | BUSHING | | | 196 |
| 6669365 | BOOT | | | 196 |
| 6669372 | COVER | | | 196 |
| 6669384 | SPEEDY SLEEVE | | | 218 |
| 6669385 | PUMP | | | 157 |
| 6669400 | VALVE PLATE | | | 154 |
| 6669401 | VALVE PLATE | | | 150 |
| 6669402 | HOUSING | | | 150 |
| 6669403 | HOUSING | | | 156 |
| 6669404 | SWASH PLATE | | | 150, 156 |
| 6669405 | END CAP | | | 154 |
| 6669406 | END PLATE | | | 152 |
| 6669407 | SHAFT | | | 156 |
| 6669408 | SHAFT | | | 150 |
| 6669409 | WASHER | | | 150 |
| 6669410 | SHIM KIT | | | 152 |
| 6669411 | BEARING | | | 144, 148, 150, 156 |
| 6669415 | TIMER | | | 176, 184 |
| 6669420 | CONTROLLER | | | 382 |
| 6669442 | HOUSING | | | 140 |
| 6669444 | SPRING | | | 140 |
| 6669446 | O-RING | | | 140 |
| 6669447 | PLATE | | | 140 |
| 6669448 | PLATE | | | 140 |
| 6669449 | O-RING | | | 140 |
| 6669450 | RING | | | 140 |
| 6669451 | FLANGE | | | 140 |
| 6669452 | O-RING | | | 140 |
| 6669453 | SEAL | | | 140 |
| 6669454 | RING | | | 140 |
| 6669455 | SEAL KIT | | | 140 |
| 6669464 | PUMP | | | 142, 146, 150, 154 |
| 6669465REM | PUMP | | | 154 |
| 6669468 | GEROLER | | | 140 |
| 6669469 | SHAFT | | | 140 |
| 6669470 | BOLT | | | 140 |
| 6669650 | DUCT | | | 338 |
| 6669652 | DUCT | | | 338 |
| 6669657 | SEAL KIT | | | 366, 370 |

Code for disposition of old part number

A — Use up

B — Use on other application (See PNI)

C — File PDR Report with Bobcat Parts Sales

D — Part Number Error

Model 773

Loader Parts

NUMERICAL INDEX (Cont'd)

| Part No. | Description | Was | Code | Page |
|----------|--------------|---------|------|--------------------|
| 6669663 | GUAGE | 6658817 | A | 164 |
| 6669664 | VOLTMETER | 6658819 | A | 164 |
| 6669665 | FUEL GUAGE | 6658820 | A | 164 |
| 6669685 | BOSS | 6669166 | A | 180 |
| 6669686 | BOSS | 6669167 | A | 180 |
| 6669689 | HEATER | | | 340 |
| 6669722 | CLAMP | | | 174, 182 |
| 6669723 | CLAMP | | | 174, 182 |
| 6669724 | CLAMP | | | 174, 182 |
| 6669732 | SEAL KIT | | | 119 |
| 6669733 | SEAL KIT | | | 119 |
| 6669734 | SEAL KIT | | | 119 |
| 6670140 | CORE | | | 340 |
| 6670142 | NUT | | | 336 |
| 6670144 | BOLT | | | 336 |
| 6670160 | CUSHION | | | 24 |
| 6670163 | SHAFT | | | 270, 274 |
| 6670164 | LINK | | | 270, 274 |
| 6670165 | CLIP | | | 270, 274 |
| 6670284 | LIGHT ASSY | | | 352 |
| 6670287 | COVER | | | 30 |
| 6670288 | END | | | 272 |
| 6670289 | BRACKET | | | 272 |
| 6670312 | SOLENOID | | | 292, 294 |
| 6670312 | SOLENOID | 6665005 | A | 174, 178 |
| 6670558 | TERMINAL | | | 197 |
| 6670627 | BREATHER | | | 48 |
| 6670627 | BREATHER | 6646626 | A | 12, 46, 202 |
| 6670634 | SEAL KIT | | | 262, 263 |
| 6670652 | SENSOR | 6667690 | B | 18 |
| 6670668 | PIN | | | 308 |
| 6670682 | BEARING | | | 206 |
| 6670684 | CHECK VALVE | | | 144, 148, 152, 156 |
| 6670685 | RELIEF VALVE | | | 144, 148, 152, 156 |
| 6670705 | SWITCH | 6665372 | A | 172 |
| 6670706 | CONNECTOR | | | 188, 331 |
| 6670707 | CONNECTOR | | | 190, 332 |
| 6670709 | CONNECTOR | | | 332 |
| 6670710 | LOCK | | | 188, 331 |
| 6670711 | LOCK | | | 190, 332 |
| 6670715 | PIN | | | 188, 331, 332 |
| 6670726 | LOCK | | | 378 |
| 6670732 | LAMP | | | 318 |
| 6670808 | FUSE | | | 176, 184 |
| 6670830 | ADAPTER | | | 132 |
| 6670831 | ELBOW | | | 132 |
| 6670867 | LATCH | | | 30 |
| 6671019 | PUMP | | | 150 |
| 6671025 | COIL | | | 68, 119, 120 |
| 6671027 | LIGHT | | | 308 |
| 6671041 | SEAL KIT | | | 158 |

Code for disposition of old part number

A — Use up

B — Use on other application (See PNI)

C — File PDR Report with Bobcat Parts Sales

D — Part Number Error

Model 773

Loader Parts

NUMERICAL INDEX (Cont'd)

| Part No. | Description | Was | Code | Page |
|----------|--------------|---------|------|------------------------------|
| 6671042 | SEAL KIT | 6666340 | A | 158, 159 |
| 6671116 | TERMINALS | | | 196 |
| 6671117 | TERMINALS | | | 196 |
| 6671118 | PINION | | | 196 |
| 6671119 | CLUTCH ASSY | | | 196 |
| 6671120 | TERMINAL | | | 196 |
| 6671121 | COVER | | | 196 |
| 6671122 | BALL | | | 196 |
| 6671123 | HOUSING | | | 196 |
| 6671124 | HOUSING | | | 196 |
| 6671125 | WASHER | | | 196 |
| 6671126 | SCREW | | | 196 |
| 6671127 | BEARING | | | 196 |
| 6671128 | BEARING | | | 196 |
| 6671129 | BEARING | | | 196 |
| 6671135 | BUSHING | 6665521 | A | 18 |
| 6671509 | COUPLER | 6671519 | B,D | 156 |
| 6671510 | RELIEF VALVE | | | 152, 156 |
| 6671512 | BLOCK ASSY | | | 152, 154 |
| 6671513 | SWASH PLATE | | | 150, 156 |
| 6671514 | SWASH PLATE | | | 154 |
| 6671515 | VALVE PLATE | | | 150 |
| 6671516 | SEAL KIT | | | 148, 152, 156 |
| 6671516 | SEAL KIT | 6658092 | A | 144 |
| 6671518 | BOLT | | | 152 |
| 6671527 | NUT | | | 262, 263 |
| 6671528 | SEAL | | | 174, 184 |
| 6671617 | MOTOR | | | 140 |
| 6671632 | VALVE | | | 102, 112 |
| 6671667 | MUFFLER | 6661768 | A | 204 |
| 6671669 | MODULE | 6669529 | C | 186, 320, 322, 324, 326 |
| 6671713 | HOSE | | | 130 |
| 6671714 | HOSE | | | 130 |
| 6671907 | KIT | | | 141, 142, 143, 145, 146, 147 |
| 6671964 | SENDER | | | 382 |
| 6672021 | BELT | | | 206, 300 |
| 6672026 | O-RING | 6669655 | A | 72, 322, 324, 326 |
| 6672026 | O-RING | 6669655 | D | 74 |
| 6672051 | PUMP | | | 150, 154 |
| 6672126 | GEROLER | | | 140 |
| 6672190 | DRAINCOCK | 3975447 | A | 224 |
| 6672272 | WASHER | | | 352 |
| 6672273 | SCREW | | | 352 |
| 6672274 | SCREW | | | 352 |
| 6672275 | GASKET | | | 352 |
| 6672276 | LENS | | | 352 |
| 6672277 | BRACKET | | | 352 |
| 6672279 | MOUNT | | | 308, 352 |
| 6672281 | CLAMP | | | 124, 128 |
| 6672285 | ACTUATOR | | | 190 |
| 6672345 | KEY | | | 378 |

Code for disposition of old part number

A — Use up

B — Use on other application (See PNI)

C — File PDR Report with Bobcat Parts Sales

D — Part Number Error

Model 773

Loader Parts

NUMERICAL INDEX (Cont'd)

| Part No. | Description | Was | Code | Page |
|-----------|---------------|---------|------|--------------------|
| 6672456 | SOLENOID | | | 119 |
| 6672471 | SOLENOID | 6672456 | A | 68, 119, 120 |
| 6672486 | SEALANT | 6633583 | A | 218 |
| 6672492 | RETAINER | | | 254 |
| 6672513 | PUMP | | | 159 |
| * 6672715 | SPACER | 7000010 | A | 24 |
| 6672715 | SPACER | | | 386 |
| 6672717 | SPACER | | | 386 |
| 6672718 | INDICATOR | | | 386 |
| 6672719 | CLIP | | | 386 |
| 6672720 | COVER | | | 386 |
| 6672721 | FENDER | | | 386 |
| 6672722 | FENDER | | | 386 |
| 6672723 | CLIP | | | 386 |
| 6672724 | PANEL | | | 386 |
| 6672725 | KNOB | | | 386 |
| 6672726 | FRAME | | | 386 |
| 6672727 | CUSHION | | | 386 |
| 6672729 | CUSHION | | | 386 |
| 6672730 | BOLT | | | 386 |
| 6672731 | BAR | | | 386 |
| 6672732 | CABLE | | | 386 |
| 6672733 | BOLT | | | 386 |
| 6672734 | NUT | | | 386 |
| 6672736 | DECAL | | | 386 |
| 6672738 | NUT | | | 386 |
| 6672863 | SOLENOID | 6708271 | A | 262, 263 |
| 6672960 | QUICK COUPLER | 6667807 | A | 72, 74, 322 |
| 6672962 | COIL | | | 354 |
| 6673828 | HOSE | | | 132 |
| 6673881 | SEAL | | | 156 |
| 6673881 | SEAL | 6650639 | A | 142, 146, 152 |
| 6674003 | TIRE & RIM | 6670616 | A | 404 |
| 6674004 | TIRE & RIM | 6670617 | A | 404 |
| 6674007 | KIT | 6670618 | A | 404 |
| 6674013 | TRACK | | | 24, 386 |
| 6674019 | SEAT | | | 388 |
| 6674019 | SEAT | 6670133 | A | 386 |
| 6674099 | BREAKER | | | 174, 182 |
| 6674150 | OIL COOLER | | | 132 |
| 6674151 | COVER | | | 338 |
| 6674164 | CASE ASSY | 6655479 | A | 221 |
| 6674167 | FLANGE | 6655966 | A | 234 |
| 6674202 | NUT | | | 164, 168 |
| 6674204 | OIL | | | 1, 408 |
| 6674205 | OIL | | | 1, 408 |
| 6674206 | OIL | | | 1, 408 |
| 6674209 | SENDER | | | 174, 178 |
| 6674220 | SWITCH | | | 164, 170, 357, 358 |
| 6674220 | SWITCH | | | 164, 170 |
| 6674222 | CONTROLLER | | | 166, 168, 357, 358 |

Code for disposition of old part number

A — Use up

B — Use on other application (See PNI)

C — File PDR Report with Bobcat Parts Sales

D — Part Number Error

Model 773

Loader Parts

NUMERICAL INDEX (Cont'd)

| Part No. | Description | Was | Code | Page |
|-----------|---------------|---------|------|-------------------------------|
| 6674224 | CONTROLLER | | | 166, 168, 188 |
| 6674263 | KNOB | 6672737 | A | 386 |
| 6674285 | GAS SPRING | 6673758 | A | 204 |
| 6674297 | SPOOL | | | 110 |
| 6674298 | SPOOL | | | 110 |
| 6674299 | SPOOL | | | 110 |
| 6674300 | SPOOL | | | 110 |
| 6674301 | SPOOL | | | 110 |
| 6674302 | SPOOL | | | 110 |
| 6674331 | COIL | | | 262 |
| 6674372 | VALVE | | | 354, 356 |
| 6674676 | PUMP | | | 240 |
| 6674798 | REPAIR KIT | | | 132 |
| 6675073 | VALVE | | | 375 |
| * 6675074 | SEAT BELT | | | 18 |
| 6675074 | SEAT BELT | | | 18, 22 |
| * 6675097 | BULB | | | 318 |
| 6675129 | CONTROLLER | 6674211 | A | 188 |
| 6675284 | SHUTTLE VALVE | | | 354 |
| 6675285 | STEM | | | 354 |
| 6675332 | LINK | | | 41, 42 |
| 6675380 | ADHESIVE | 6652818 | A | 408 |
| 6675515 | HANDLE ASSY | | | 331 |
| 6675515 | HANDLE ASSY | 6713261 | A | 188 |
| * 6675517 | CARTRIDGE | 3974896 | A | 221 |
| 6675517 | FILTER | | | 1 |
| 6675741 | SENSOR | | | 331 |
| 6675746 | HANDLE ASSY | | | 331 |
| 6675747 | LEVER | | | 331 |
| 6675748 | LEVER | | | 331 |
| 6676060 | LEVER ASSY | 6655879 | A | 236 |
| 6676151 | COIL | | | 375 |
| 6676152 | PLUG | | | 375 |
| 6676196 | VALVE | | | 106 |
| * 6676197 | VALVE | 6661113 | A | 84, 88, 92, 100, 110 |
| 6676197 | VALVE | | | 114 |
| 6676442 | CONTROLLER | | | 332 |
| 6676564 | SEAL KIT | | | 354 |
| 6676566 | NUT | | | 354 |
| * 6676871 | SEAL KIT | | | 106 |
| * 6677106 | O-RING | | | 84, 88, 92, 96, 100, 106, 110 |
| * 6677202 | DIPSTICK | | | 228 |
| 6677202 | DIPSTICK | | | 228 |
| * 6677203 | TUBE | | | 228 |
| * 6677363 | CLAMP | 657904 | A | 204 |
| * 6677370 | DECAL | | | 186, 188, 292, 330, 334 |
| * 6678067 | BUSHING | | | 134 |
| 6678067 | BUSHING | | | 134, 136 |
| * 6678075 | RINGS | 6655178 | A | 230 |
| 6700025 | HOSE | | | 124 |
| 6700039 | CUP | | | 32 |

Code for disposition of old part number

A — Use up

B — Use on other application (See PNI)

C — File PDR Report with Bobcat Parts Sales

D — Part Number Error

Model 773

Loader Parts

NUMERICAL INDEX (Cont'd)

| Part No. | Description | Was | Code | Page |
|----------|--------------|---------|------|---------------------------------------|
| 6700108 | LATCH | | | 377 |
| 6700115 | SPRING | | | 206 |
| 6700170 | WASHER | | | 20, 46, 48, 216 |
| 6700171 | GAS SPRING | | | 14 |
| 6700182 | COVER | | | 12 |
| 6700228 | HARNESS | | | 346, 382 |
| 6700229 | KIT | | | 346 |
| 6700279 | PLATE | | | 28 |
| 6700330 | COVER | | | 12, 46, 48 |
| 6700347 | COVER | | | 248 |
| 6700463 | CUP | | | 32 |
| 6700487 | SHIELD | | | 170 |
| 6700535 | SPACER | | | 212 |
| 6700541 | MOUNT | | | 212 |
| 6700599 | TEE | | | 132, 312, 372 |
| 6700631 | GASKET | | | 124, 130 |
| 6700704 | BUSHING | | | 248 |
| 6700710 | KIT | | | 248 |
| 6700711 | AIR CLEANER | 6661400 | A | 243 |
| 6700743 | SPRING | | | 28, 406 |
| 6700768 | U-BOLT | | | 134 |
| 6700782 | CAP | | | 218 |
| 6700875 | RETAINER | | | 312 |
| 6701097 | WASHER | | | 12, 283 |
| 6701097 | WASHER | 6803867 | A | 41, 200 |
| 6701123 | BOLT | | | 204 |
| 6701145 | LEVER | | | 134 |
| 6701151 | PIPE | | | 204 |
| 6701159 | SHIM | | | 218 |
| 6701174 | WASHER | | | 14, 18, 394 |
| 6701449 | FILLER TUBE | | | 38 |
| 6701535 | SPRING | | | 22, 134, 389, 391 |
| 6701552 | BAFFLE | | | 124, 130 |
| 6701651 | WINDOW | | | 14, 280 |
| 6701883 | STOP | | | 298 |
| 6701892 | CLAMP | | | 52, 56, 60, 64, 72, 74, 320, 322, 324 |
| 6701893 | CLAMP | | | 52, 56, 60, 64 |
| 6701957 | OPERATOR CAB | | | 14 |
| 6701961 | HARNESS | | | 345 |
| 6702079 | HOSE | 6707302 | A | 68, 312 |
| 6702102 | GEAR | | | 218 |
| 6702103 | GEAR | | | 218 |
| 6702132 | BUSHING | | | 12 |
| 6702135 | SHAFT | | | 218 |
| 6702137 | SHAFT | | | 218 |
| 6702138 | HOUSING ASSY | | | 200, 218 |
| 6702140 | WASHER | | | 218 |
| 6702144 | SHIM | | | 218 |
| 6702165 | SHIM | | | 218 |
| 6702166 | SHIM | | | 218 |
| 6702243 | FRAME LINK | | | 32 |

Code for disposition of old part number

A — Use up

B — Use on other application (See PNI)

C — File PDR Report with Bobcat Parts Sales

D — Part Number Error

Model 773

Loader Parts

NUMERICAL INDEX (Cont'd)

| Part No. | Description | Was | Code | Page |
|----------|-------------|---------|------|-------------------|
| 6702259 | SHIELD | | | 14 |
| 6702261 | HOSE | 6706674 | B | D, 38 |
| 6702346 | SCREEN | | | 249 |
| 6702347 | SCREEN | | | 249 |
| 6702351 | KIT | | | 249 |
| 6702372 | LINK | | | 134 |
| 6702409 | BUSHING | | | 12 |
| 6702430 | SPRING | | | 18, 394 |
| 6702444 | FUSE | | | 338 |
| 6702447 | BUSHING | | | 32 |
| 6702452 | PIN | | | 32 |
| 6702454 | WEIGHT | | | 283 |
| 6702455 | WEIGHT | | | 283 |
| 6702474 | RETAINER | | | 206 |
| 6702494 | BAND | | | 124, 128 |
| 6702543 | LEVER | | | 134 |
| 6702548 | PAD | | | 72, 320, 322, 324 |
| 6702593 | SPACER | | | 252 |
| 6702621 | GRIP | | | 186, 188 |
| 6702642 | BOLT | | | 16, 164, 170, 298 |
| 6702650 | MOUNT | | | 292 |
| 6702660 | PANEL | | | 168 |
| 6702673 | HOSE | | | 52, 56, 60, 64 |
| 6702674 | HOSE | | | 52, 56, 60, 64 |
| 6702678 | PLATE | | | 168 |
| 6702716 | BLOCK | | | 134 |
| 6702731 | WINDOW | | | 280, 312 |
| 6702773 | LINK | | | 328 |
| 6702774 | LINK | | | 328 |
| 6702776 | BRACKET | | | 328 |
| 6702782 | BUSHING | | | 328 |
| 6702797 | CAP | | | 202 |
| 6702903 | LEVER | | | 36 |
| 6702904 | LEVER | | | 36 |
| 6702935 | PIN | | | 32 |
| 6702958 | BUSHING | | | 36 |
| 6702959 | BUSHING | | | 12 |
| 6702971 | BOLT | | | 14 |
| 6702975 | VENT | | | 342 |
| 6702977 | HOUSING | | | 200 |
| 6702986 | NUT | | | 249 |
| 6702990 | BUSHING | | | 188, 328, 331 |
| 6703012 | TUBE | | | 132 |
| 6703022 | CLIP | | | 206 |
| 6703030 | BUSHING | | | 32 |
| 6703041 | WIRE | | | 342 |
| 6703045 | KIT | | | 344 |
| 6703046 | KIT | | | 342 |
| 6703090 | HANDLE | | | 249 |
| 6703097 | GASKET | | | 46, 48 |
| 6703140 | WASHER | | | 212 |

Code for disposition of old part number

A — Use up

B — Use on other application (See PNI)

C — File PDR Report with Bobcat Parts Sales

D — Part Number Error

Model 773

Loader Parts

NUMERICAL INDEX (Cont'd)

| Part No. | Description | Was | Code | Page |
|----------|--------------|---------|------|---------------|
| 6703159 | TRACK | | | 16, 280 |
| 6703160 | TRACK | | | 16, 280 |
| 6703168 | BEARING | | | 208 |
| 6703205 | COVER | | | 12 |
| 6703331 | INSULATION | | | 312 |
| 6703363 | BUSHING | | | 32 |
| 6703427 | FOAM FILTER | | | 124, 130 |
| 6703448 | BUSHING | | | 32 |
| 6703449 | INSULATION | | | 399 |
| 6703450 | INSULATION | | | 399 |
| 6703451 | INSULATION | | | 14, 399 |
| 6703452 | INSULATION | | | 16, 399 |
| 6703455 | INSULATION | | | 16, 399 |
| 6703465 | ROD | | | 216 |
| 6703480 | DECAL | | | 285 |
| 6703483 | PULLEY | | | 202 |
| 6703562 | HOSE | | | 64 |
| 6703572 | PIN | | | 32 |
| 6703585 | MOUNT | | | 212 |
| 6703586 | DECAL | | | 286 |
| 6703616 | BUSHING | | | 34 |
| 6703620 | BRACE | 6703620 | A | 34 |
| 6703640 | KIT | | | 393 |
| 6703641 | DECAL | | | 393 |
| 6703645 | DECAL | | | 290 |
| 6703646 | DECAL | | | 290 |
| 6703703 | GUIDE | | | 393 |
| 6703723 | DECAL | | | 288 |
| 6703724 | DECAL | | | 328 |
| 6703725 | DECAL | | | 330 |
| 6703726 | DECAL | | | 328 |
| 6703727 | DECAL | | | 345 |
| 6703736 | CAP | | | 222 |
| 6703747 | LATCH | | | 266 |
| 6703751 | RETAINER | | | 266, 272, 274 |
| 6703753 | ROD | | | 266 |
| 6703755 | WINDOW | | | 268 |
| 6703756 | WINDOW | | | 268 |
| 6703757 | SAFETY TREAD | | | 266, 276 |
| 6703758 | CLIP | | | 266 |
| 6703759 | CLIP | | | 266 |
| 6703767 | DOOR | | | 268 |
| 6703774 | CLIP | | | 266 |
| 6703775 | SHIM | | | 268 |
| 6703776 | CLIP | | | 266 |
| 6703796 | MOUNT | | | 178, 350 |
| 6703797 | LENS | | | 28, 178, 350 |
| 6703868 | HOOD | | | 28, 204 |
| 6703879 | BUSHING | | | 134 |
| 6703915 | CHAIN | | | 41, 42 |
| 6703917 | ROD LINK | | | 32 |

Code for disposition of old part number

A — Use up

B — Use on other application (See PNI)

C — File PDR Report with Bobcat Parts Sales

D — Part Number Error

Model 773

Loader Parts

NUMERICAL INDEX (Cont'd)

| Part No. | Description | Was | Code | Page |
|----------|-------------|-----|------|-------------------|
| 6703918 | STOP | | | 34 |
| 6703920 | TUBE | | | 52, 56, 60, 64 |
| 6703921 | TUBE | | | 52, 56, 60, 64 |
| 6703922 | TUBE | | | 72, 320, 322, 324 |
| 6703923 | TUBE | | | 72, 320, 322, 324 |
| 6703981 | MOUNT | | | 212 |
| 6704012 | HOSE | | | 212 |
| 6704114 | HARNESS | | | 362, 366, 370 |
| 6704125 | SOUND KIT | | | 399 |
| 6704146 | BRACKET | | | 349 |
| 6704147 | BRACKET | | | 349 |
| 6704148 | BRACKET | | | 349 |
| 6704149 | BRACKET | | | 349 |
| 6704151 | BRACKET | | | 349 |
| 6704153 | KIT | | | 349 |
| 6704154 | BRACKET | | | 349 |
| 6704155 | TUBE | | | 132 |
| 6704159 | HOSE | | | 132 |
| 6704163 | MOUNT | | | 252 |
| 6704164 | ELBOW | | | 132 |
| 6704203 | HARNESS | | | 362 |
| 6704240 | PIVOT ASSY | | | 36 |
| 6704242 | WEDGE ASSY | | | 36 |
| 6704248 | PIVOT | | | 36 |
| 6704287 | BUSHING | | | 32 |
| 6704288 | PIN | | | 32 |
| 6704322 | MOUNT | | | 212 |
| 6704332 | WASHER | | | 28 |
| 6704335 | HOSE | | | 52, 56, 60, 64 |
| 6704336 | HOSE | | | 52, 56, 60, 64 |
| 6704341 | MOUNT | | | 132 |
| 6704358 | HARNESS | | | 252, 254 |
| 6704362 | HOUSING | | | 28, 180, 350 |
| 6704391 | PULLEY | | | 208 |
| 6704393 | BEARING | | | 208 |
| 6704404 | TUBE | | | 72, 320 |
| 6704405 | TUBE | | | 72, 320 |
| 6704408 | HARNESS | | | 345 |
| 6704416 | PULLEY | | | 206 |
| 6704424 | PULLEY | | | 206 |
| 6704435 | WEAR CAM | | | 134 |
| 6704436 | BUMPER | | | 190 |
| 6704439 | SHIELD | | | 266 |
| 6704440 | SHIELD | | | 266 |
| 6704441 | ENGINE | | | 202, 220 |
| 6704442 | KIT | | | 252 |
| 6704443 | BUSHING | | | 206 |
| 6704444 | WASHER | | | 206 |
| 6704450 | SHIELD | | | 206 |
| 6704453 | SPRING | | | 36 |
| 6704464 | GUIDE | | | 28 |

Code for disposition of old part number

A — Use up

B — Use on other application (See PNI)

C — File PDR Report with Bobcat Parts Sales

D — Part Number Error

Model 773

Loader Parts

NUMERICAL INDEX (Cont'd)

| Part No. | Description | Was | Code | Page |
|----------|---------------|-----|------|-------------------|
| 6704484 | WASHER | | | 206, 318 |
| 6704492 | HOUSING | | | 43, 44 |
| 6704600 | STOP | | | 36 |
| 6704601 | STOP | | | 36 |
| 6704607 | BELT | | | 200 |
| 6704618 | TUBE | | | 312 |
| 6704619 | MOUNT | | | 72, 320, 322, 324 |
| 6704641 | MOUNT | | | 345 |
| 6704680 | COVER | | | 12, 124, 128 |
| 6704682 | COVER | | | 28 |
| 6704683 | COVER | | | 28 |
| 6704693 | CONNECTOR | | | 68, 124, 362 |
| 6704695 | COVER | | | 12 |
| 6704696 | TEE | | | 132 |
| 6704720 | BELT | | | 212 |
| 6704721 | INSULATION | | | 312 |
| 6704722 | INSULATION | | | 312 |
| 6704741 | INSULATION | | | 312 |
| 6704742 | INSULATION | | | 312 |
| 6704752 | INSULATION | | | 312 |
| 6704753 | PLUG | | | 202 |
| 6704769 | INSULATION | | | 312 |
| 6704786 | DECAL | | | 349 |
| 6704820 | O-RING | | | 206 |
| 6704823 | BRACKET | | | 204 |
| 6704832 | KIT | | | 298 |
| 6704833 | BRACKET | | | 58, 66, 260, 262 |
| 6704837 | TUBE | | | 58, 260 |
| 6704839 | TUBE | | | 66, 260, 262 |
| 6704840 | TUBE | | | 58, 260 |
| 6704874 | FLYWHEEL ASSY | | | 208 |
| 6704878 | GASKET | | | 41, 42 |
| 6704892 | RIVET | | | 170 |
| 6704907 | SPACER | | | 202 |
| 6704918 | SHIELD | | | 212 |
| 6704929 | INLET | | | 14, 202 |
| 6704931 | HARNESS | | | 182 |
| 6705047 | BUSHING | | | 12 |
| 6705052 | BALL STUD | | | 204 |
| 6705065 | SHAFT | | | 43, 46 |
| 6705068 | TUBE | | | 58, 64, 260, 262 |
| 6705069 | TUBE | | | 52, 58, 260, 262 |
| 6705070 | TEE | | | 58, 260, 262 |
| 6705085 | GUIDE | | | 12 |
| 6705088 | DECAL | | | 288 |
| 6705102 | DECAL | | | 286 |
| 6705106 | WASHER | | | 212, 296 |
| 6705108 | KIT | | | 406 |
| 6705141 | TUBE | | | 52 |
| 6705166 | BUMPER | | | 264 |
| 6705167 | BUMPER | | | 264 |

Code for disposition of old part number

A — Use up

B — Use on other application (See PNI)

C — File PDR Report with Bobcat Parts Sales

D — Part Number Error

Model 773

Loader Parts

NUMERICAL INDEX (Cont'd)

| Part No. | Description | Was | Code | Page |
|----------|---------------|-----|------|--|
| 6705191 | KIT | | | 260 |
| 6705216 | WINDOW | | | 276 |
| 6705220 | DECAL | | | 285, 290 |
| 6705223 | PIN | | | 32 |
| 6705231 | WASHER | | | 208 |
| 6705232 | WASHER | | | 208 |
| 6705281 | HOSE | | | 204 |
| 6705288 | MOUNT ASSY | | | 41, 43 |
| 6705333 | MOUNT | | | 312 |
| 6705340 | DECAL | | | 298 |
| 6705441 | GUIDE | | | 34 |
| 6705452 | LEVER | | | 216 |
| 6705474 | LOCK SHIELD | | | 17, 19, 20, 21 |
| 6705489 | BOLT | | | 20 |
| 6705491 | SPRING | | | 208 |
| 6705711 | BRACKET | | | 212 |
| 6705720 | DECAL | | | 22, 288 |
| 6705735 | WINDOW | | | 16, 280 |
| 6705749 | COVER | | | 52, 56, 60, 64, 72, 74, 320, 322, 324, 326 |
| 6705774 | MOUNT | | | 308 |
| 6705776 | HOOD | | | 308 |
| 6705792 | SCREW | | | 336, 340 |
| 6705847 | SEAL | | | 43, 44 |
| 6705848 | INSULATION | | | 312 |
| 6705896 | GUIDE | | | 46, 48 |
| 6705897 | BLOCK | | | 46 |
| 6705898 | BLOCK | | | 46 |
| 6705920 | HANDLE | | | 186, 334 |
| 6705921 | HANDLE ASSY | | | 186, 320, 322, 324, 326, 334, 345, 364, 368, 372 |
| 6706042 | COVER | | | 12, 46, 48 |
| 6706043 | BUSHING | | | 212 |
| 6706095 | MOUNT | | | 134 |
| 6706096 | BRACKET | | | 134, 152 |
| 6706098 | GUIDE | | | 134 |
| 6706103 | LEVER | | | 82 |
| 6706104 | RETAINING NUT | | | 82 |
| 6706105 | YOKE | | | 82 |
| 6706106 | MOUNT | | | 134 |
| 6706144 | CONNECTOR | | | 372 |
| 6706155 | INSULATION | | | 14 |
| 6706281 | BELLCRANK | | | 328 |
| 6706285 | SCREEN | | | 360 |
| 6706340 | HANDLE ASSY | | | 186, 292, 330, 334 |
| 6706349 | MOUNT | | | 14 |
| 6706388 | BRACKET | | | 20 |
| 6706391 | HARNESS | | | 294 |
| 6706392 | HARNESS | | | 294 |
| 6706393 | SHIELD | | | 204 |
| 6706420 | MOUNT | | | 328 |

Code for disposition of old part number

A — Use up

B — Use on other application (See PNI)

C — File PDR Report with Bobcat Parts Sales

D — Part Number Error

Model 773

Loader Parts

NUMERICAL INDEX (Cont'd)

| Part No. | Description | Was | Code | Page |
|----------|-------------|---------|------|--------------------|
| 6706421 | MOUNT | | | 328 |
| 6706427 | AXLE | | | 49 |
| 6706446 | HARNESS | | | 292 |
| 6706451 | TANK | | | 124, 128 |
| 6706485 | HOOK | | | 12 |
| 6706517 | SCREW | | | 200 |
| 6706517 | SCREW | 6579119 | A | 200 |
| 6706517 | SCREW | 6579199 | A | 38 |
| 6706517 | SCREW | 6704400 | A | 28, 178, 350 |
| 6706530 | TUBE | | | 362, 366 |
| 6706531 | TUBE | | | 362, 366 |
| 6706532 | TUBE | | | 362 |
| 6706533 | TUBE | | | 362 |
| 6706548 | MOUNT | | | 362, 366, 370 |
| 6706549 | TUBE | | | 362 |
| 6706550 | TUBE | | | 362 |
| 6706552 | HARNESS | | | 292 |
| 6706557 | DECAL | | | 290 |
| 6706565 | KIT | | | 186, 334 |
| 6706566 | KIT | | | 186, 334 |
| 6706567 | KIT | | | 186, 294, 330, 334 |
| 6706568 | KIT | | | 186, 294, 330, 334 |
| 6706572 | SET SCREW | | | 216 |
| 6706582 | MOUNT | | | 68 |
| 6706633 | ADAPTER | | | 362, 366, 370 |
| 6706638 | TUBE | | | 52, 56 |
| 6706640 | TUBE | | | 52, 56 |
| 6706642 | TUBE | | | 52, 56 |
| 6706643 | TUBE | | | 68 |
| 6706644 | HOSE | | | 68 |
| 6706645 | TUBE | | | 68 |
| 6706646 | TUBE | | | 52, 56 |
| 6706647 | TUBE | | | 52, 56 |
| 6706679 | HORN KIT | | | 345 |
| 6706680 | LINK | 6564544 | A | 81 |
| 6706685 | BUSHING | | | 18 |
| 6706718 | MOUNT | | | 46, 48 |
| 6706737 | GASKET | | | 46, 48 |
| 6706744 | TRACK | | | 280 |
| 6706745 | TRACK | | | 280 |
| 6706747 | TUBE | | | 362, 366, 370 |
| 6706748 | TUBE | | | 58, 260 |
| 6706753 | MOUNT | | | 292 |
| 6706783 | CLAMP | | | 52, 56 |
| 6706784 | PAD | | | 52, 56, 64 |
| 6706785 | HOSE | | | 68, 362, 366 |
| 6706786 | HOSE | | | 362, 366, 370 |
| 6706787 | HOSE | | | 126 |
| 6706790 | HOSE | | | 126 |
| 6706809 | DECAL | | | 288 |
| 6706828 | HARNESS | | | 164, 170 |

Code for disposition of old part number

A — Use up

B — Use on other application (See PNI)

C — File PDR Report with Bobcat Parts Sales

D — Part Number Error

Model 773

Loader Parts

NUMERICAL INDEX (Cont'd)

| Part No. | Description | Was | Code | Page |
|----------|--------------|---------|------|-------------------|
| 6706858 | TUBE | | | 124 |
| 6706859 | TUBE | | | 124 |
| 6706876 | HARNESS | | | 164, 168 |
| 6706890 | WASHER | | | 20, 384, 394 |
| 6706896 | PANEL | | | 164 |
| 6706939 | KIT | | | 360 |
| 6706962 | BUSHING | | | 20, 389, 391 |
| 6706966 | SPRING | | | 20, 384, 386, 388 |
| 6706968 | GASKET | | | 46, 48 |
| 6707040 | ELBOW | | | 172, 180 |
| 6707042 | PIN | | | 32 |
| 6707077 | HOUSING ASSY | | | 218 |
| 6707078 | HOUSING ASSY | | | 218 |
| 6707101 | SEAL | | | 68, 70, 122 |
| 6707103 | CONNECTOR | | | 366 |
| 6707134 | DECAL | | | 20, 288 |
| 6707172 | KIT | | | 404 |
| 6707178 | TANK | | | 270, 276 |
| 6707179 | SHIELD | | | 270, 274 |
| 6707180 | PIN | | | 32 |
| 6707216 | HINGE | | | 270, 274 |
| 6707220 | DOOR | | | 270, 274 |
| 6707221 | ROD | | | 270, 274 |
| 6707222 | MOUNT | | | 270, 274 |
| 6707223 | COUPLING | | | 270, 276 |
| 6707224 | COUPLING | | | 270, 276 |
| 6707225 | WINDOW | | | 270, 274 |
| 6707236 | SHIELD | | | 270, 276 |
| 6707239 | SHIELD | | | 270, 276 |
| 6707301 | HOSE | | | 126, 130, 312 |
| 6707313 | PEDAL MOUNT | | | 46, 48 |
| 6707314 | PEDAL | | | 46, 48 |
| 6707315 | ANGLE | | | 46, 48 |
| 6707316 | PLATE | | | 25 |
| 6707317 | ELBOW | | | 126, 130, 312 |
| 6707318 | GUIDE | 6571991 | B,D | 22 |
| 6707319 | NUT | | | 20, 384 |
| 6707337 | SWITCH | | | 46, 48 |
| 6707349 | LEVER | 6702786 | A | 328 |
| 6707351 | LEVER | 6702787 | A | 328 |
| 6707352 | LEVER | 6702791 | A | 328 |
| 6707367 | GRIP | 6702621 | A | 328 |
| 6707369 | TUBE | | | 68 |
| 6707411 | HOSE | | | 362 |
| 6707481 | DECAL | | | 286 |
| 6707514 | SHIM | | | 36 |
| 6707515 | BRACE | | | 12 |
| 6707523 | SAFETY TREAD | | | 288 |
| 6707524 | SAFETY TREAD | | | 288 |
| 6707620 | FUSE | 6706720 | B | D, 174, 182 |
| 6707621 | FUSE | 6706721 | D | 174, 182 |

Code for disposition of old part number

A — Use up

B — Use on other application (See PNI)

C — File PDR Report with Bobcat Parts Sales

D — Part Number Error

Model 773

Loader Parts

NUMERICAL INDEX (Cont'd)

| Part No. | Description | Was | Code | Page |
|----------|-------------|---------|------|--------------------|
| 6707622 | FUSE | 6706722 | B | D, 174, 182 |
| 6707623 | FUSE | 6706723 | D | 174, 182 |
| 6707632 | SHIELD | | | 268 |
| 6707647 | BRACE | | | 41, 42 |
| 6707649 | MOUNT | | | 174, 182 |
| 6707663 | KIT | | | 350 |
| 6707664 | PLATE | | | 166, 168 |
| 6707665 | HARNESS | | | 164 |
| 6707668 | HARNESS | | | 178 |
| 6707669 | HARNESS | | | 178, 350 |
| 6707671 | HARNESS | | | 168 |
| 6707672 | HARNESS | | | 308 |
| 6707674 | PLUG | | | 166, 170 |
| 6707706 | MOUNT | | | 305, 308 |
| 6707726 | MOUNT | | | 254 |
| 6707787 | DECAL | | | 174, 182 |
| 6707789 | LIGHT ASSY | | | 308 |
| 6707804 | HOUSING | | | 308 |
| 6707852 | DECAL | | | 270, 274 |
| 6707867 | DECAL | | | 290, 298 |
| 6707879 | COVER | | | 16 |
| 6707895 | ELBOW | | | 314 |
| 6707976 | HANDLE ASSY | 6705923 | A | 186, 292, 330, 334 |
| 6708009 | LINK | | | 81 |
| 6708015 | GUIDE | | | 46 |
| 6708016 | GASKET | | | 46, 48 |
| 6708018 | SPRING | | | 48 |
| 6708018 | SPRING | 6706050 | A | 46 |
| 6708021 | HANDBOOK | | | 396 |
| 6708035 | TANK | | | 380 |
| 6708044 | MOUNT | | | 380 |
| 6708069 | BUSHING | | | 380 |
| 6708096 | BUSHING | | | 272, 274 |
| 6708105 | DECAL | | | 288 |
| 6708154 | KIT | | | 358 |
| 6708154 | KIT | 6708021 | A | 288 |
| 6708158 | HANDBOOK | | | 190, 397 |
| 6708159 | KIT | | | 332, 357 |
| 6708159 | KIT | 6703678 | A | 328 |
| 6708189 | TUBE | 6701175 | A | 14 |
| 6708200 | DECAL | | | 288 |
| 6708201 | DECAL | | | 290 |
| 6708207 | DECAL | | | 290 |
| 6708212 | DECAL | | | 290 |
| 6708212 | DECAL | 6578218 | A | 285 |
| 6708213 | TUBE | | | 52, 56 |
| 6708215 | TUBE | | | 132 |
| 6708225 | HARNESS | | | 268, 272 |
| 6708267 | BOLT | | | 48 |
| 6708267 | BOLT | 6706739 | A | 46 |
| 6708269 | HARNESS | | | 274 |

Code for disposition of old part number

A — Use up

B — Use on other application (See PNI)

C — File PDR Report with Bobcat Parts Sales

D — Part Number Error

Model 773

Loader Parts

NUMERICAL INDEX (Cont'd)

| Part No. | Description | Was | Code | Page |
|-----------|-------------|---------|------|---------------|
| 6708272 | STOP | | | 380 |
| 6708280 | MOUNT | | | 380 |
| 6708286 | MOUNT | | | 380 |
| 6708310 | HOSE | | | 272, 276, 380 |
| 6708318 | HARNESS | | | 255, 401 |
| 6708425 | PANEL | 6707658 | A | 164 |
| 6708426 | PANEL | | | 164, 308 |
| 6708427 | PANEL | 6707660 | A | 168 |
| 6708428 | PANEL | | | 308 |
| 6708428 | PANEL | 6707661 | A | 168 |
| 6708437 | CLIP | | | 174, 182 |
| 6708460 | COVER | | | 394 |
| 6708465 | BUSHING | | | 394 |
| 6708499 | WINDOW | | | 270, 274 |
| 6708500 | CLAMP | | | 272, 274 |
| 6708523 | KIT | | | 384 |
| 6708622 | GROMMET | | | 394 |
| 6708624 | REAR DOOR | 6704639 | A | 28 |
| 6708625 | BRACKET | 6705447 | A | 206 |
| 6708680 | GUIDE | | | 394 |
| 6708682 | INSULATION | 6707326 | A | 14 |
| 6708767 | BRACKET | | | 208 |
| 6708770 | CAP | | | 210 |
| 6708824 | MOUNT | | | 308 |
| 6708827 | CONTAINER | | | 16, 298 |
| 6708914 | VENT | | | 336, 340 |
| 6708929 | DECAL | | | 290 |
| 6708973 | KIT | 6708443 | A | 270 |
| 6708975 | KIT | | | 272, 276 |
| 6708981 | BRACKET | 6703471 | A | 204 |
| 6708987 | BRACKET | | | 12 |
| 6709022 | LEVER | 6705225 | A | 216 |
| 6709027 | PLATE | | | 166, 168 |
| 6709030 | DECAL | | | 210, 290 |
| 6708428 | PANEL | 6711905 | B,D | 285 |
| 6709048 | HARNESS | | | 308 |
| 6709048 | HARNESS | 6707670 | A | 178 |
| 6709072 | SPRING | 6700743 | A | 298 |
| 6709073 | KIT | | | 320 |
| 6709092 | SHIELD | 6704653 | A | 298 |
| 6709176 | BRACKET | | | 294 |
| 6709177 | BRACKET | | | 294 |
| 6709228 | KIT | SALES | D | 292 |
| 6709229 | BOLT | | | 302 |
| 6709234 | DISC | | | 302 |
| 6709236 | MOUNT | | | 302 |
| 6709237 | CLAMP | | | 302 |
| 6709239 | PEDAL ASSY | | | 302 |
| * 6709373 | KIT | NAP | D | 302 |
| 6709379 | TOOL HOLDER | 6705100 | A | 28, 298, 406 |
| 6709400 | TUBE | | | 302 |

Code for disposition of old part number

A — Use up

B — Use on other application (See PNI)

C — File PDR Report with Bobcat Parts Sales

D — Part Number Error

Model 773

Loader Parts

NUMERICAL INDEX (Cont'd)

| Part No. | Description | Was | Code | Page |
|----------|--------------|---------|------|-----------------------|
| 6709409 | TUBE | | | 302 |
| 6709410 | TUBE | | | 302 |
| 6709415 | MOUNT | 6571814 | A | 200 |
| 6709527 | KEY | | | 164, 168, 272, 378 |
| 6709527 | KEY | 6632560 | B,D | 274 |
| 6709530 | HARNESS | | | 305 |
| 6709545 | HOSE | | | 302 |
| 6709781 | DECAL | 6700237 | A | 285 |
| 6709781 | DECAL | 6708209 | A | 290 |
| 6710299 | HARNESS | | | 294 |
| 6710300 | HARNESS | | | 294 |
| 6710312 | HARNESS | | | 164, 170 |
| 6710313 | HARNESS | | | 164, 168 |
| 6710351 | MOUNT | | | 366, 370 |
| 6710352 | TUBE | | | 366, 370 |
| 6710353 | TUBE | | | 366, 370 |
| 6710354 | TUBE | | | 366, 370 |
| 6710355 | TUBE | | | 366, 370 |
| 6710358 | DECAL | | | 288 |
| 6710365 | HARNESS | | | 320, 322 |
| 6710365 | HARNESS | 6707676 | A | 186 |
| 6710435 | HARNESS | | | 372 |
| 6710469 | MOUNT ASSY | 6709346 | C | 302 |
| 6710481 | HARNESS | | | 318, 398 |
| 6710483 | HARNESS | | | 168 |
| 6710527 | PANEL | | | 298, 398 |
| 6710573 | TUBE | | | 60, 64, 66 |
| 6710583 | TUBE | | | 66, 262 |
| 6710584 | TUBE | | | 66, 262 |
| 6710585 | WASHER | 6709008 | A | 208 |
| 6710616 | TUBE | | | 62 |
| 6710622 | WASHER | 6701174 | A | 384 |
| 6710659 | BUSHING | | | 22, 389, 391 |
| 6710660 | MOUNT | | | 22, 389, 391 |
| 6710746 | SAFETY TREAD | | | 288 |
| 6710751 | BUSHING | 6706686 | A | 20, 384, 394 |
| 6710869 | HOSE | | | 366 |
| 6710870 | HARNESS | | | 366, 370 |
| 6710905 | HARNESS | | | 318 |
| 6710929 | TUBE | | | 366, 370 |
| 6710929 | TUBE | 6706746 | A | 362 |
| 6711160 | HARNESS | | | 318 |
| 6711166 | HOSE | | | 130 |
| 6711280 | MOUNT | | | 66, 70 |
| 6711524 | REAR DOOR | | | 30 |
| 6711526 | HINGE | | | 30 |
| 6711527 | LATCH PLATE | | | 30 |
| 6711621 | MOUNT | | | 292 |
| 6711625 | ADAPTER | | | 72, 74, 322, 324, 326 |
| 6711632 | MOUNTING KIT | | | 296 |
| 6711643 | CAM | | | 136 |

Code for disposition of old part number

A — Use up

B — Use on other application (See PNI)

C — File PDR Report with Bobcat Parts Sales

D — Part Number Error

Model 773

Loader Parts

NUMERICAL INDEX (Cont'd)

| Part No. | Description | Was | Code | Page |
|----------|------------------|---------|------|-----------------------|
| 6711651 | TEE | | | 60 |
| 6711664 | GUIDE | | | 30 |
| 6711698 | IDLER ASSY | 6705738 | A | 208 |
| 6711699 | HUB ASSY | 6708815 | A | 208 |
| 6711708 | MOUNT | | | 255, 316, 318, 401 |
| 6711729 | COVER | | | 20, 395 |
| 6711730 | STRIP | | | 20, 395 |
| 6711732 | DUCT | | | 338 |
| 6711744 | TUBE | | | 72, 74, 322, 324, 326 |
| 6711745 | TUBE | | | 72, 74, 322, 324, 326 |
| 6711767 | HARNESS | | | 164 |
| 6711774 | HARNESS | | | 168 |
| 6711840 | DECAL | | | 288 |
| 6711908 | SPRING PLATE | | | 18 |
| 6712050 | KIT | | | 262 |
| 6712068 | COVER | | | 309 |
| 6712070 | COVER | | | 309 |
| 6712115 | LIFT ARM | | | 32 |
| 6712134 | HARNESS | | | 164, 170 |
| 6712146 | WASHER | | | 309 |
| 6712152 | PANEL | | | 164, 308 |
| 6712161 | MOUNT | | | 212 |
| 6712177 | WEIGHT | 6704638 | A | 285 |
| 6712183 | MOUNT | | | 309 |
| 6712183 | MOUNT | 6708503 | A | 384 |
| 6712184 | KIT | | | 395 |
| 6712186 | MOUNT | | | 309 |
| 6712186 | MOUNT | 6708504 | A | 384 |
| 6712258 | HARNESS | | | 255, 401 |
| 6712259 | HARNESS | | | 270 |
| 6712260 | HARNESS | | | 380 |
| 6712288 | HARNESS | | | 316, 318 |
| 6712365 | STEP | | | 188 |
| 6712389 | KIT | | | 322, 324 |
| 6712397 | CONTROL | | | 188 |
| 6712398 | CONTROL | | | 188 |
| 6712402 | MOUNT ASSY | | | 42, 44 |
| 6712523 | HARNESS | | | 166, 170 |
| 6712536 | MOUNT | 6577809 | A | 172, 180 |
| 6712678 | KIT | 6707682 | A | 263 |
| 6712688 | KIT | | | 380 |
| 6712692 | KIT | 6708342 | A | 255 |
| 6712696 | STROBE LIGHT KIT | | | 401 |
| 6712698 | KIT | | | 318 |
| 6712700 | KIT | | | 398 |
| 6712711 | TUBE | | | 132 |
| 6712750 | RENTAL KIT | | | 382 |
| 6712796 | TUBE | | | 60, 64 |
| 6712797 | TUBE | | | 60, 64 |
| 6712798 | TUBE | | | 60, 64 |
| 6712799 | TUBE | | | 60, 64 |

Code for disposition of old part number

A — Use up

B — Use on other application (See PNI)

C — File PDR Report with Bobcat Parts Sales

D — Part Number Error

Model 773

Loader Parts

NUMERICAL INDEX (Cont'd)

| Part No. | Description | Was | Code | Page |
|----------|-------------|----------|------|-----------------------|
| 6712800 | TUBE | | | 60, 64 |
| 6712801 | TUBE | | | 60, 64 |
| 6712826 | CHAINCASE | | | 12, 42 |
| 6712875 | KIT | | | 309 |
| 6712876 | TUBE | | | 356 |
| 6712885 | HOSE | | | 130 |
| 6712886 | HOSE | | | 70 |
| 6712961 | TUBE | | | 74, 326 |
| 6712962 | TUBE | | | 74, 326 |
| 6712970 | PULLEY | | | 300 |
| 6712985 | MIRROR | | | 300 |
| 6712987 | MIRROR | | | 300 |
| 6713040 | SPRING | | | 36 |
| 6713043 | SPACER | | | 188, 331 |
| 6713060 | HOSE | | | 370 |
| 6713085 | KIT | | | 326 |
| 6713115 | PEDAL | | | 306 |
| 6713116 | BUSHING | | | 306 |
| 6713262 | HANDLE ASSY | | | 188 |
| 6713349 | GRIP | | | 331 |
| 6713370 | PIN | 14J-1808 | A | 208 |
| 6713379 | KIT | | | 336 |
| 6713456 | SHAFT | | | 44, 48 |
| 6713488 | WIRE | | | 197 |
| 6713489 | TUBE | | | 370 |
| 6713490 | TUBE | | | 370 |
| 6713536 | KIT | SALES | D | 370 |
| 6713589 | CLEVIS | | | 22, 390, 391 |
| 6713736 | BRACKET | | | 308 |
| 6713780 | ROD | | | 197 |
| 6713792 | MOUNT | | | 254 |
| 6713793 | BRACKET | | | 254 |
| 6713803 | HARNESS | 6704887 | A | 282 |
| 6713821 | CABLE | | | 197 |
| 6713821 | CABLE | 6713794 | B,D | 174, 182 |
| 6713850 | MOUNT | | | 72, 74, 322, 324, 326 |
| 6713853 | KIT | | | 389 |
| 6713883 | CABLE | 6666379 | A | 328 |
| 6713887 | BOLT | | | 391 |
| 6713887 | BOLT | 6711897 | A | 22, 389 |
| 6713898 | COVER | | | 188, 331 |
| 6714008 | PIN | | | 308 |
| 6714037 | LATCH | | | 378 |
| 6714038 | HARNESS | | | 382 |
| 6714039 | HARNESS | | | 382 |
| 6714062 | KIT | 6670730 | A | 14 |
| 6714082 | STARTER KIT | | | 194, 197 |
| 6714126 | DOOR STOP | | | 30 |
| 6714210 | SPRING | | | 30 |
| 6714212 | PULLEY ASSY | | | 208 |
| 6714213 | HARNESS | | | 316 |

Code for disposition of old part number

A — Use up

B — Use on other application (See PNI)

C — File PDR Report with Bobcat Parts Sales

D — Part Number Error

Model 773

Loader Parts

NUMERICAL INDEX (Cont'd)

| Part No. | Description | Was | Code | Page |
|----------|------------------|---------|------|--------------------|
| 6714242 | DECAL | | | 290 |
| 6714278 | WEDGE | | | 46, 48 |
| 6714285 | SEAT BAR KIT | | | 391 |
| 6714300 | MOUNT | | | 318 |
| 6714350 | HARNESS | | | 352 |
| 6714361 | WEIGHT | | | 283, 284, 285, 286 |
| 6714463 | MOUNT | | | 318 |
| 6714467 | MOUNT | | | 318 |
| 6714490 | WIRE | | | 382 |
| 6714535 | DECAL | | | 288, 290 |
| 6714543 | GASKET | 3974461 | A | 220, 222 |
| 6714592 | MAIN FRAME | | | 12 |
| 6714624 | SHIELD | | | 298 |
| 6714629 | DECAL | | | 391 |
| 6714726 | PLUG | | | 188 |
| 6714858 | DECAL | | | 290 |
| 6714874 | BUSHING | | | 34 |
| 6714889 | HOSE | | | 204 |
| 6714901 | ELBOW | 1300294 | A | 132 |
| 6714902 | ELBOW | 69E-12 | A | 124, 128 |
| 6714905 | ELBOW | 6707409 | A | 124, 128 |
| 6714973 | KIT | | | 378 |
| 6714980 | BACKUP ALARM KIT | | | 254 |
| 6714985 | LIGHT KIT | | | 352 |
| 6714991 | WIRE | | | 382 |
| 6714999 | MOUNT | | | 294 |
| 6715094 | INSULATION | | | 314 |
| 6715094 | INSULATION | 6712537 | A | 14 |
| 6715095 | INSULATION | 6706982 | A | 14 |
| 6715095 | INSULATION | 6706983 | A | 312 |
| 6715096 | INSULATION | 6706903 | A | 312 |
| 6715097 | INSULATION | | | 314 |
| 6715097 | INSULATION | 6706157 | A | 14 |
| 6715098 | INSULATION | | | 314 |
| 6715098 | INSULATION | 6706156 | A | 14 |
| 6715099 | INSULATION | | | 314 |
| 6715106 | INSULATION | | | 312 |
| 6715142 | FAN | 6700334 | A | 200 |
| 6715143 | SET SCREW | 6712006 | A | 202 |
| 6715157 | STRIKER ASSY | | | 30 |
| 6715157 | STRIKER ASSY | 6579969 | A | 28 |
| 6715163 | BUSHING | | | 136 |
| 6715164 | SLEEVE | | | 136 |
| 6715165 | FLYWHEEL ASSY | | | 208, 300 |
| 6715184 | ADAPTER | | | 54, 58 |
| 6715185 | ADAPTER | | | 74, 326 |
| 6715186 | ADAPTER | | | 128 |
| 6715190 | ELBOW | | | 130 |
| 6715191 | ELBOW | | | 128 |
| 6715193 | ELBOW | | | 38 |
| 6715239 | HOSE | | | 314 |

Code for disposition of old part number

A — Use up

B — Use on other application (See PNI)

C — File PDR Report with Bobcat Parts Sales

D — Part Number Error

Model 773

Loader Parts

NUMERICAL INDEX (Cont'd)

| Part No. | Description | Was | Code | Page |
|-----------|-------------|---------|------|----------------------------|
| 6715240 | HOSE | | | 314 |
| 6715287 | SPACER | 6712650 | A | 296 |
| 6715289 | MOUNT | | | 314 |
| 6715318 | TOOL HOLDER | | | 30, 298 |
| 6715330 | HOSE | | | 370 |
| 6715371 | INSULATION | | | 314 |
| 6715372 | INSULATION | | | 314 |
| 6715478 | BELT | | | 200, 300 |
| 6715653 | TEE | | | 132 |
| 6715653 | TEE | 6704158 | A | 132 |
| 6715655 | ELBOW | | | 132 |
| 6715656 | TEE | | | 60, 64 |
| 6715659 | HARNESS | | | 254 |
| 6715714 | TEE | | | 132 |
| 6715716 | ELBOW | | | 262 |
| 6715744 | BUSHING | | | 314 |
| 6715880 | HARNESS | 6715580 | A | 172 |
| 6715881 | HARNESS | | | 178 |
| 6715892 | HARNESS | | | 172 |
| 6715893 | HARNESS | | | 178 |
| 6715912 | DECAL | | | 288 |
| 6715924 | PULLEY | | | 202 |
| 6715927 | BUSHING | 6708756 | A | 36 |
| 6715930 | HOSE | | | 72, 74, 320, 322, 324, 326 |
| 6715940 | DECAL | | | 188 |
| 6715941 | DECAL | | | 188 |
| 6715944 | DECAL | | | 190 |
| 6715957 | COVER | | | 188 |
| 6715986 | HOSE | | | 52, 56, 60 |
| 6715991 | DECAL | | | 190 |
| 6716052 | PIN | | | 190 |
| 6716218AR | KIT | | | 288, 290 |
| 6716218BR | KIT | | | 288, 290 |
| 6716218JP | KIT | | | 288, 290 |
| 6716219AR | KIT | | | 288, 290 |
| 6716219BR | KIT | | | 288, 290 |
| 6716228 | BRAKE | | | 46, 48 |
| 6716423 | HOSE | 6706452 | A | 124, 128 |
| 6716545 | ROD | | | 134 |
| 6716571 | LOUVER | | | 200 |
| 6716573 | LOUVER | | | 200 |
| 6716601 | PIN | | | 34 |
| 6716777 | SEAT BAR | | | 20, 389, 390 |
| 6716777 | SEAT BAR | 6713609 | A | 20, 389 |
| 6716778 | SEAT BAR | 6706358 | A | 20 |
| 6716779 | SEAT BAR | 6714282 | A | 391 |
| 6716798 | HARNESS | | | 294 |
| 6716799 | KIT | | | 294 |
| 6716826 | BOLT | | | 188, 331 |
| 6716843 | WASHER | 6569461 | A | 49 |
| 6716844 | HARNESS | | | 294 |

Code for disposition of old part number

A — Use up

B — Use on other application (See PNI)

C — File PDR Report with Bobcat Parts Sales

D — Part Number Error

Model 773

Loader Parts

NUMERICAL INDEX (Cont'd)

| Part No. | Description | Was | Code | Page |
|-----------|-------------|---------|------|-------------------------------------|
| 6716902 | MOUNT | | | 190 |
| 6717043 | DECAL | | | 190, 288 |
| 6717055 | LEVER | | | 188 |
| 6717056 | LEVER | | | 188 |
| 6717208 | SHIELD | | | 25 |
| 6717343 | DECAL | | | 288 |
| 6717378 | BOLT | | | 188 |
| 6717401 | PLUG | | | 38 |
| 6717402 | BUSHING | | | 38 |
| 6717478 | INLET | | | 200 |
| 6717567 | MOUNT | | | 190 |
| 6717569 | DIODE | | | 190 |
| 6717572 | TANK | | | 38 |
| 6717579 | GASKET | | | 38, 174, 178 |
| 6717639 | DECAL | | | 190, 288 |
| 6717666 | BUSHING | | | 34 |
| 6717700 | KIT | | | 166, 168, 358, 397 |
| 6717702 | KIT | | | 166, 168, 357, 396 |
| 6717706 | COIL | 6666547 | A | 112 |
| 6717708 | COIL | 6665759 | A | 86, 90, 94, 102, 320, 322, 324, 326 |
| 6717734 | KIT | | | 46, 48 |
| 6717812 | SHIELD | | | 214 |
| 6717814 | TIE | | | 174, 182 |
| 6717910 | TUBE | | | 356 |
| 6717919 | HOSE | | | 356 |
| 6717921 | HOSE | | | 356 |
| 6717922 | BRACKET | | | 356 |
| 6717923 | TEE | | | 356 |
| 6717971 | TUBE | | | 356 |
| 6717973 | TUBE | | | 356 |
| 6718099 | TUBE | | | 62 |
| 6718109 | CONNECTOR | | | 356 |
| 6718111 | ADAPTER | | | 356 |
| * 6718198 | HARNESS | 6714546 | A | 308 |
| 6718237 | HOSE | 6703332 | A | 204 |
| 6718243 | KIT | | | 326, 356 |
| 6718271 | DECAL | | | 288 |
| 6718272 | DECAL | | | 290 |
| 6718275 | DECAL | | | 288 |
| 6718291 | GRILL | 6705131 | A | 204 |
| 6718298 | KIT | 6713885 | A | 404 |
| 6718398 | DECAL | 6715563 | A | 290 |
| 6718446 | COVER | | | 25 |
| 6718489 | INSULATION | 6706918 | A | 14 |
| 6718703 | DECAL | | | 288 |
| 6718703 | DECAL | 6707255 | A | 312 |
| 6718703 | DECAL | 6717640 | A | 288 |
| * 6718796 | PLUG | 6660646 | A | 28, 204, 352 |
| 6718889 | HARNESS | 6717177 | A | 190 |
| 6719038 | PLUG | 6665314 | A | 164, 298, 398 |
| 6719048 | MOUNT | 6703738 | A | 216, 222 |

Code for disposition of old part number

A — Use up

B — Use on other application (See PNI)

C — File PDR Report with Bobcat Parts Sales

D — Part Number Error

Model 773

Loader Parts

NUMERICAL INDEX (Cont'd)

| Part No. | Description | Was | Code | Page |
|----------|--------------|---------|------|---------------|
| 6719056 | BLOCK | 6705898 | A | 48 |
| 6719057 | BLOCK | 6705897 | B | 48 |
| 6719149 | HARNESS | 6712136 | A | 186, 324, 326 |
| 6719211 | TUBE | | | 130 |
| 6719332 | INSULATION | 6704725 | A | 312 |
| 6719649 | MUFFLER | 6715249 | A | 314 |
| 6719711 | CHANNEL | | | 331 |
| 6719712 | CHANNEL | | | 331 |
| 6719834 | SPACER | | | 331 |
| 6719835 | SLEEVE | | | 332 |
| 6719851 | SHIELD | 6707797 | A | 202 |
| 6720038 | INSTRUCTIONS | | | 256 |
| 6720185 | INSTRUCTIONS | | | 248 |
| 6720320 | INSTRUCTIONS | | | 280 |
| 6720321 | INSTRUCTIONS | | | 263 |
| 6720451 | INSTRUCTIONS | | | 346 |
| 6720470 | INSTRUCTIONS | | | 283 |
| 6720598 | INSTRUCTIONS | | | 280 |
| 6720621 | INSTRUCTIONS | | | 249 |
| 6720656 | INSTRUCTIONS | | | 342, 344 |
| 6720736 | HEATER | | | 256 |
| 6720761 | INSTRUCTIONS | | | 345 |
| 6720856 | INSTRUCTIONS | | | 402 |
| 6720961 | INSTRUCTIONS | | | 399 |
| 6722058 | INSTRUCTIONS | | | 341 |
| 6722075 | INSTRUCTIONS | | | 144, 148 |
| 6722076 | INSTRUCTIONS | | | 268 |
| 6722083 | INSTRUCTIONS | | | 252, 254 |
| 6722105 | INSTRUCTIONS | | | 349 |
| 6722147 | HOLDER | | | 241, 242 |
| 6722248 | REPAIR KIT | | | 208 |
| 6722300 | INSTRUCTIONS | | | 298, 406 |
| 6722303 | INSTRUCTIONS | | | 260 |
| 6722344 | FLUID | | | 1, 408 |
| 6722392 | INSTRUCTIONS | | | 20 |
| 6722426 | MOTOR KIT | | | 138 |
| 6722597 | VELCRO | | | 277 |
| 6722758 | INSTRUCTIONS | | | 294 |
| 6722759 | INSTRUCTIONS | | | 186, 294, 334 |
| 6722781 | PAINT | | | 408 |
| 6722782 | PAINT | | | 408 |
| 6722783 | PAINT | | | 408 |
| 6722784 | PAINT | | | 408 |
| 6722785 | PAINT | | | 408 |
| 6722786 | PAINT | | | 408 |
| 6722787 | PAINT | | | 408 |
| 6722788 | PAINT | | | 408 |
| 6722789 | PAINT | | | 408 |
| 6722839 | INSTRUCTIONS | | | 364 |
| 6722861 | INSTRUCTIONS | | | 360 |
| 6722907 | KIT | | | 50, 250 |

Code for disposition of old part number

A — Use up

B — Use on other application (See PNI)

C — File PDR Report with Bobcat Parts Sales

D — Part Number Error

Model 773

Loader Parts

NUMERICAL INDEX (Cont'd)

| Part No. | Description | Was | Code | Page |
|-----------|--------------|---------|------|----------|
| 6722908 | INSTRUCTIONS | | | 250 |
| 6724017 | INSTRUCTIONS | | | 386, 388 |
| 6724029 | INSTRUCTIONS | | | 272 |
| 6724043 | INSTRUCTIONS | 6722847 | A | 330 |
| 6724071 | INSTRUCTIONS | | | 255, 401 |
| 6724072 | INSTRUCTIONS | | | 308 |
| 6724094 | ANTI-FREEZE | 6658230 | A | 408 |
| 6724161 | INSTRUCTIONS | | | 384 |
| 6724258 | INSTRUCTIONS | | | 394 |
| 6724282 | SWITCH KIT | | | 166, 170 |
| 6724286 | INSTRUCTIONS | | | 320 |
| 6724354 | ANTI-FREEZE | | | 408 |
| 6724372 | INSTRUCTIONS | | | 305 |
| 6724378 | PIN KIT | | | 34 |
| 6724380 | INSTRUCTIONS | | | 302 |
| 6724384 | INSTRUCTIONS | 6722058 | B | 338 |
| 6724419 | INSTRUCTIONS | | | 368, 372 |
| 6724482 | INSTRUCTION | | | 296 |
| 6724522 | INSTRUCTIONS | | | 262 |
| 6724523 | INSTRUCTIONS | | | 322, 324 |
| 6724556 | INSTRUCTIONS | 6724029 | B | 276 |
| 6724557 | OIL | | | 1, 408 |
| 6724558 | OIL | | | 1, 408 |
| 6724559 | OIL | | | 1, 408 |
| 6724586 | INSTRUCTIONS | | | 348 |
| 6724635 | INSTRUCTIONS | | | 326 |
| 6724775 | LEVER KIT | | | 36 |
| 6724776 | LEVER KIT | | | 36 |
| 6724788 | INSTRUCTIONS | | | 380 |
| 6724800 | INSTRUCTIONS | | | 395 |
| 6724880 | INSTRUCTIONS | | | 309 |
| 6724979 | INSTRUCTIONS | | | 197 |
| 6725212 | IDLER ARM | 6703507 | A | 206 |
| 6725256 | WEIGHT | 6714053 | A | 286 |
| * 6725373 | SPRING PLATE | | | 18 |
| 6725373 | SPRING PLATE | | | 18, 22 |
| 6725502 | ELBOW | 23F-1 | A | 243 |
| 6726433 | SPACER | 6704829 | A | 200 |
| * 6726680 | PEDAL | 6564656 | A | 81 |
| * 6726681 | BRACKET | 6564658 | A | 81 |
| * 6726938 | SHIELD | | | 210 |
| * 6727065 | BOLT | | | 190, 332 |
| 6727065 | BOLT | | | 331 |
| 6727155 | DECAL | | | 332 |
| 6727243 | DECAL | | | 332 |
| 6727297 | KIT | | | 331 |
| * 6727307 | DECAL | 6711327 | A | 290 |
| * 6727310 | DECAL | 6711329 | A | 288 |
| * 6727311 | DECAL | 6714139 | A | 290 |
| 6727327 | HARNESS | | | 332 |
| * 6727345 | MOUNT | 6704342 | A | 132 |

Code for disposition of old part number

A — Use up

B — Use on other application (See PNI)

C — File PDR Report with Bobcat Parts Sales

D — Part Number Error

NUMERICAL INDEX (Cont'd)

| Part No. | Description | Was | Code | Page |
|-----------|---------------|---------|------|-------------------------------|
| * 6727475 | CAP | 6577785 | A | 124, 128 |
| * 6728062 | MOUNT | | | 210 |
| * 6728149 | CAP | 6532508 | A | 124, 128 |
| * 6729144 | HOSE | | | 314 |
| * 6729145 | HOSE | 6712848 | A | 70, 128 |
| * 6729155 | HOSE | 6714594 | A | 312 |
| * 6729594 | HANDLE | | | 190, 332 |
| * 6729595 | HANDLE | | | 190, 332 |
| * 6729600 | SPACER | | | 190, 332 |
| * 6729896 | TIRE | | | 403 |
| 6729896 | TIRE | | | 403 |
| * 6729901 | TIRE | | | 403 |
| * 6729956 | LEVER | | | 136 |
| 6729956 | LEVER | | | 136 |
| * 6729957 | BELLCRANK | | | 134 |
| * 6730272 | HARNESS | | | 332 |
| * 6730769 | HOSE | | | 128 |
| 6730769 | HOSE | | | 128 |
| * 6730771 | RIM | 6565239 | A | 403 |
| * 6730775 | RIM | 6705109 | A | 403 |
| 6801167 | PLUG | | | 112, 114 |
| 6803092 | BONNET | | | 112, 114 |
| 6803180 | VALVE | | | 100, 102 |
| 6803325 | SEAL KIT | 6589794 | A | 79 |
| 6803605 | SEAL KIT | | | 108, 116 |
| 6803605 | SEAL KIT | 6596310 | A | 86, 90, 94, 98, 104, 112 |
| 6804592 | NUT | | | 78 |
| 6804592 | NUT | 6803253 | A | 76 |
| 6804606 | SEAL KIT | | | 78 |
| 6804606 | SEAL KIT | 6803274 | A | 76 |
| 6804630 | CYLINDER | | | 76, 78 |
| 6804631 | ROD | | | 78 |
| 6804632 | PISTON | | | 78 |
| 6805150 | BUSHING | | | 78 |
| 6805241 | CONNECTOR | | | 86, 94, 102, 112, 126, 130 |
| 6805243 | TEE | | | 90, 102, 112 |
| 6805696 | TEE | | | 90 |
| * 6808046 | SERVICE VALVE | | | 106 |
| 6808046 | VALVE | | | 100 |
| * 6809425 | SEAL KIT | | | 116 |
| * 6809425 | SEAL KIT | 6586461 | A | 86, 90, 94, 98, 104, 108, 112 |
| * 6809448 | SEAL KIT | | | 116 |
| * 6809448 | SEAL KIT | 6628835 | A | 104, 108, 112 |
| * 6810026 | VALVE | | | 114 |
| 6810026 | VALVE | | | 110 |
| 6850026 | COVER | | | 336 |
| 6850027 | HOUSING | | | 340 |
| 6900096 | INSTRUCTIONS | 6900328 | A | 390 |
| 6900133 | INSTRUCTIONS | | | 382 |
| 6900328 | INSTRUCTIONS | | | 392 |
| 6900366 | INSTRUCTIONS | | | 284 |

Code for disposition of old part number

A — Use up

B — Use on other application (See PNI)

C — File PDR Report with Bobcat Parts Sales

D — Part Number Error

Model 773

Loader Parts

NUMERICAL INDEX (Cont'd)

| Part No. | Description | Was | Code | Page |
|----------|--------------|---------|------|-------------------------|
| 6900366 | INSTRUCTIONS | 6722194 | A | 285 |
| 6900369 | MANUAL | 6724033 | A | 330 |
| 6900398 | INSTRUCTIONS | | | 318 |
| 6900410 | INSTRUCTIONS | | | 286 |
| 6900504 | DECAL KIT | | | 288, 290 |
| 6900531 | INSTRUCTIONS | | | 14 |
| 6900601 | INSTRUCTIONS | | | 294 |
| 6900651 | INSTRUCTIONS | 6722198 | B | 350 |
| 6900653 | INSTRUCTIONS | 6722198 | B | 352 |
| 6900804 | INSTRUCTIONS | | | 357, 358 |
| 6900805 | INSTRUCTIONS | | | 46, 48 |
| 6900841 | INSTRUCTIONS | | | 356 |
| 6901099 | INSTRUCTIONS | | | 332 |
| 1CM-650 | BOLT | | | 194 |
| 1CM-820 | BOLT | | | 134, 152, 156, 341, 344 |
| 1CM-830 | BOLT | | | 404 |
| 1CM-835 | BOLT | | | 234 |
| 1CM-865 | BOLT | | | 234 |
| 1CM-870 | BOLT | | | 212, 221 |
| 1CM-880 | BOLT | | | 221 |
| 1CM-890 | BOLT | | | 212 |
| 1CM-895 | BOLT | | | 221 |
| 1CM-1220 | BOLT | | | 172, 180 |
| 1DM-6 | NUT | | | 222, 238, 308 |
| 1DM-8 | NUT | 25DM-8 | B | 238 |
| 1EM-60 | WASHER | | | 194, 237 |
| 1EM-80 | WASHER | | | 238 |
| 2DM-8 | NUT | | | 226, 236 |
| 2EM-8 | WASHER | | | 221, 226, 227, 237 |
| 2J-4200 | ROD END | | | 328 |
| 2J-6208 | CLEVIS | | | 22, 390 |
| 3DM-12 | NUT | | | 224 |
| 4CM-616 | BOLT | | | 239 |
| 4CM-620 | BOLT | | | 222, 238 |
| 4CM-628 | BOLT | | | 237 |
| 4CM-814 | BOLT | | | 231 |
| 4CM-816 | BOLT | | | 227, 228, 232 |
| 4CM-818 | BOLT | | | 232 |
| 4CM-822 | BOLT | | | 234, 235, 239 |
| 4CM-825 | BOLT | | | 230 |
| 4CM-828 | BOLT | | | 230, 233 |
| 4DM-5 | NUT | | | 172, 180, 308 |
| 4DM-10 | NUT | | | 172, 180 |
| 4E-4 | WASHER | | | 190, 282, 336 |
| 4E-5 | WASHER | | | 338 |
| 4F-4051 | PIN | | | 328 |
| 4F-5062 | PIN | | | 20 |
| 4F-6106 | PIN | | | 22, 389, 391 |
| 4FM-18 | PLUG | | | 223 |

Code for disposition of old part number

A — Use up

B — Use on other application (See PNI)

C — File PDR Report with Bobcat Parts Sales

D — Part Number Error

Model 773

Loader Parts

NUMERICAL INDEX (Cont'd)

| Part No. | Description | Was | Code | Page |
|----------|--------------|---------|------|------------------------------|
| 4FM-45 | PLUG | | | 223 |
| 5CM-1025 | BOLT | | | 206 |
| 5CM-1035 | BOLT | | | 212 |
| 5HM-20 | CLAMP | | | 341 |
| 5HM-24 | CLAMP | | | 336, 341 |
| 5HM-42 | CLAMP | | | 124, 128, 200 |
| 5JM-14 | CIR-CLIP | | | 226 |
| 5JM-24 | CIR-CLIP | | | 231 |
| 6CM-1225 | BOLT | | | 212 |
| 6CM-1230 | BOLT | | | 206, 212 |
| 6CM-1235 | BOLT | | | 212 |
| 6E-4 | WASHER | | | 252, 254, 348 |
| 6E-6 | WASHER | | | 174, 182 |
| 6EM-60 | WASHER | | | 222, 224, 237, 238, 239 |
| 6EM-80 | WASHER | | | 221, 226, 227, 233, 234, 235 |
| 6J-405 | KEY | | | 282 |
| 6J-807 | KEY | | | 142, 150, 206 |
| 6J-1664 | WOODRUFF KEY | | | 49 |
| 7C-312 | BOLT | | | 282 |
| 7C-322 | BOLT | | | 282 |
| 7C-620 | BOLT | 6704349 | B | 81 |
| 7D-4 | NUT | | | 68 |
| 7D-6 | NUT | | | 200 |
| 7DM-6 | NUT | | | 194 |
| 7J-2010 | KEY | | | 218 |
| 7J-2108 | KEY | | | 202 |
| 8C-616 | BOLT | | | 134 |
| 8D-4 | NUT | | | 328 |
| 8D-6 | NUT | | | 22, 134, 302, 390, 391 |
| 9G-512 | SCREW | | | 218 |
| 9G-620 | BOLT | | | 36 |
| 9G-628 | BOLT | | | 28 |
| 9G-636 | BOLT | | | 28, 298, 406 |
| 10C-412 | BOLT | | | 164, 168, 180 |
| 10C-512 | BOLT | | | 270, 274 |
| 10C-512 | BOLT | 6553808 | A | 266 |
| 10H-25 | GREASE ZERK | | | 32, 52, 56, 60, 64 |
| 10H-35 | GREASE ZERK | | | 34, 36 |
| 10J-5 | BALL | | | 231 |
| 10J-13 | BALL | | | 222 |
| 10K-5 | TEE | | | 124 |
| 10K-6 | TEE | | | 52, 58, 62, 64 |
| 10K-7 | TEE | | | 260, 262 |
| 10KN-6 | TEE | | | 62 |
| 11F-12 | PLUG | | | 12 |
| 11H-15 | GREASE ZERK | | | 34, 52, 56, 60, 64 |
| 11H-25 | GREASE ZERK | | | 32 |
| 12D-6 | NUT | | | 252, 346, 348, 382 |
| 12D-8 | NUT | | | 46, 48, 170 |
| 12D-10 | NUT | | | 188, 282, 315, 331 |
| 12E-10 | WASHER | | | 340 |

Code for disposition of old part number

A — Use up

B — Use on other application (See PNI)

C — File PDR Report with Bobcat Parts Sales

D — Part Number Error

Model 773

Loader Parts

NUMERICAL INDEX (Cont'd)

| Part No. | Description | Was | Code | Page |
|----------|-------------|---------|------|---|
| 12H-15 | GREASE ZERK | | | 34 |
| 13GM-404 | SCREW | | | 194 |
| 13GM-408 | SCREW | | | 194 |
| 14J-1808 | PIN | | | 208 |
| 14J-2512 | PIN | | | 18 |
| 14J-5032 | PIN | | | 36 |
| 15EM-180 | WASHER | | | 222 |
| 15JM-48 | KEY | | | 238 |
| 15JM-410 | KEY | | | 224 |
| 15K-5 | ADAPTER | | | 68, 70, 124, 128, 362, 366, 370 |
| 15K-6 | ADAPTER | | | 212 |
| 15K-7 | ADAPTER | | | 52, 56, 60, 64, 68 |
| 15K-8 | ADAPTER | | | 70, 72, 74, 126, 130, 362, 366, 370 |
| 15KN-6 | ADAPTER | | | 212 |
| 15KN-8 | ADAPTER | | | 70, 74, 126, 130, 314, 370 |
| 15KV-5 | ADAPTER | | | 70, 128 |
| 15KV-7 | ADAPTER | | | 52, 56, 64, 68 |
| 15KV-7 | ADAPTER | 15KV-5 | B,D | 60 |
| 16F-2 | PLUG | | | 224 |
| 16F-8 | PLUG | | | 218 |
| 17C-408 | BOLT | | | 190, 272, 274 |
| 17C-410 | BOLT | | | 174, 178, 254, 328 |
| 17C-410 | BOLT | 17C-408 | B | 252 |
| 17C-412 | BOLT | | | 28, 48, 190, 252, 254, 336, 342 |
| 17C-412 | BOLT | 17C-410 | B | 46 |
| 17C-416 | BOLT | | | 336 |
| 17C-424 | BOLT | | | 28, 336 |
| 17C-428 | BOLT | | | 66, 70, 366, 370 |
| 17C-428 | BOLT | 35C-424 | B | 362 |
| 17C-428 | BOLT | 6710539 | A | 18 |
| 17C-508 | BOLT | | | 20, 308, 384, 394 |
| 17C-510 | BOLT | | | 388 |
| 17C-512 | BOLT | | | 38, 288, 384 |
| 17C-514 | BOLT | 35C-514 | B | 380 |
| 17C-516 | BOLT | | | 306, 336, 394 |
| 17C-532 | BOLT | | | 52, 56, 60, 64, 126, 130, 302 |
| 17C-536 | BOLT | | | 72, 320, 322, 324 |
| 17C-540 | BOLT | | | 52, 58, 130 |
| 17C-548 | BOLT | | | 72, 320, 322, 324 |
| 17C-556 | BOLT | | | 212 |
| 17C-560 | BOLT | | | 68 |
| 17C-568 | BOLT | 17C-572 | B | 68 |
| 17C-608 | BOLT | | | 22, 204 |
| 17C-610 | BOLT | | | 46, 48, 132, 208 |
| 17C-6104 | BOLT | | | 283 |
| 17C-612 | BOLT | | | 16, 20, 22, 38, 82, 134, 202, 294, 302, 390, 391 |
| 17C-614 | BOLT | | | 350 |
| 17C-616 | BOLT | | | 18, 132, 134, 200 |
| 17C-620 | BOLT | | | 34, 46, 48, 134, 206, 218 |
| 17C-620 | BOLT | 4F-6106 | B,D | 82 |

Code for disposition of old part number

A — Use up

B — Use on other application (See PNI)

C — File PDR Report with Bobcat Parts Sales

D — Part Number Error

Model 773

Loader Parts

NUMERICAL INDEX (Cont'd)

| Part No. | Description | Was | Code | Page |
|----------|-------------|---------|------|-----------------------------|
| 17C-624 | BOLT | | | 81 |
| 17C-626 | BOLT | | | 134, 216 |
| 17C-628 | BOLT | | | 264 |
| 17C-632 | BOLT | | | 130 |
| 17C-636 | BOLT | | | 356 |
| 17C-640 | BOLT | | | 34, 283, 284, 285, 286 |
| 17C-644 | BOLT | | | 36 |
| 17C-648 | BOLT | | | 212 |
| 17C-656 | BOLT | | | 34 |
| 17C-660 | BOLT | | | 36 |
| 17C-664 | BOLT | | | 34 |
| 17C-680 | BOLT | | | 136, 362, 366, 370 |
| 17C-712 | BOLT | | | 22, 266, 270, 274, 389, 391 |
| 17C-716 | BOLT | 17C-716 | D | 18 |
| 17C-816 | BOLT | | | 366, 372 |
| 17C-820 | BOLT | | | 46, 48, 212 |
| 17C-828 | BOLT | | | 41, 206, 214 |
| 17C-830 | BOLT | | | 212 |
| 17C-848 | BOLT | 17C-844 | B | 212 |
| 17C-1056 | BOLT | | | 14 |
| 17C-1064 | BOLT | | | 32 |
| 17C-6116 | BOLT | | | 200 |
| 17E-6 | WASHER | | | 252 |
| 17E-8 | WASHER | | | 168, 282 |
| 17E-10 | WASHER | | | 282 |
| 17K-3 | ELBOW | | | 362, 366, 370 |
| 17K-5 | ELBOW | | | 66, 70, 124, 130, 368, 372 |
| 17K-7 | ELBOW | | | 52, 56, 66, 68, 260, 262 |
| 17K-8 | ELBOW | | | 312 |
| 17KN-8 | ELBOW | | | 312 |
| 17KV-3 | ELBOW | | | 370 |
| 17KV-5 | ELBOW | | | 70, 130 |
| 17KV-7 | ELBOW | | | 66, 262 |
| 18C-1224 | BOLT | | | 49 |
| 18C-1632 | BOLT | | | 49 |
| 18C-1636 | BOLT | | | 49 |
| 18K-8 | ELBOW | | | 70, 128, 362, 366, 370 |
| 18KV-8 | ELBOW | | | 70, 128, 314, 370 |
| 19F-4 | ADAPTER | | | 172 |
| 19F-5 | REDUCER | | | 382 |
| 19K-5 | TEE | | | 68 |
| 19K-7 | TEE | | | 62, 64 |
| 19KN-7 | TEE | | | 62 |
| 21K-3 | TEE | | | 362, 366 |
| 21K-5 | TEE | | | 124 |
| 21K-7 | TEE | | | 56, 68 |
| 21KN-5 | TEE | | | 356 |
| 21KN-7 | TEE | | | 56, 68 |
| 22E-4 | WASHER | | | 84, 88 |
| 23F-1 | ELBOW | | | 182 |
| 23G-812 | SCREW | | | 46, 48 |

Code for disposition of old part number

A — Use up

B — Use on other application (See PNI)

C — File PDR Report with Bobcat Parts Sales

D — Part Number Error

Model 773

Loader Parts

NUMERICAL INDEX (Cont'd)

| Part No. | Description | Was | Code | Page |
|-----------|-------------|---------|------|--|
| 24K-4 | PLUG | | | 374 |
| 24KN-8 | PLUG | | | 104 |
| 25E-8 | WASHER | | | 46, 48 |
| 25E-10 | WASHER | | | 20, 202, 336, 340 |
| 25E-11 | WASHER | | | 308 |
| 25E-13 | WASHER | | | 46, 48, 172, 180, 252, 254, 298, 364, 368, 372 |
| 25E-14 | WASHER | | | 336 |
| 25E-15 | WASHER | | | 174, 180, 380, 404 |
| 25E-16 | WASHER | | | 20, 266, 272, 276, 336, 394 |
| 25E-17 | WASHER | | | 302, 389, 391 |
| 25E-17 | WASHER | 25E-18 | B | 20 |
| 25E-18 | WASHER | | | 216, 264, 276 |
| 25E-21 | WASHER | | | 82, 212 |
| 25E-25 | WASHER | | | 302 |
| 25G-412 | BOLT | | | 166, 170 |
| 25G-512 | BOLT | | | 24, 270, 274 |
| 25G-520 | BOLT | | | 24 |
| 25G-528 | BOLT | | | 270, 276 |
| 25G-612 | BOLT | | | 328 |
| 25G-820 | BOLT | | | 30 |
| 25GM-8010 | SET SCREW | | | 226 |
| 25GT-410 | BOLT | | | 188, 331 |
| 25K-20010 | O-RING | | | 124, 128, 138 |
| 25K-20016 | O-RING | | | 100, 110, 114 |
| 25K-20016 | O-RING | NSS | D | 84, 88, 92 |
| 25K-30202 | O-RING | | | 41 |
| 25K-30508 | O-RING | | | 41, 42, 138 |
| 27E-6 | WASHER | | | 249, 283 |
| 27E-8 | WASHER | | | 302 |
| 27E-10 | WASHER | | | 272, 274 |
| 29G-412 | BOLT | | | 96, 102, 108, 110, 114 |
| 29G-416 | BOLT | | | 92, 96, 102, 108, 110, 114 |
| 29G-416 | BOLT | 29G-412 | B | 92 |
| 30G-416 | BOLT | | | 92, 96, 102, 106, 110, 114 |
| 30H-19 | CLAMP | 30H-21 | B | 254 |
| 30H-21 | CLAMP | | | 252 |
| 30H-23 | CLAMP | | | 46, 48 |
| 30H-29 | CLAMP | | | 164 |
| 30H-35 | CLAMP | | | 178, 350 |
| 30H-36 | CLAMP | | | 38 |
| 30H-37 | CLAMP | | | 266, 270, 274 |
| 30H-42 | CLAMP | | | 182, 312, 352 |
| 30H-46 | CLAMP | | | 294 |
| 30H-48 | CLAMP | | | 172, 182 |
| 30H-49 | CLAMP | | | 294 |
| 30H-50 | CLAMP | | | 182, 341, 344 |
| 30H-54 | CLAMP | | | 170 |
| 30H-56 | CLAMP | | | 164 |
| 30H-60 | CLAMP | | | 176, 182 |
| 30R-107 | TERMINAL | | | 382 |

Code for disposition of old part number

A — Use up

B — Use on other application (See PNI)

C — File PDR Report with Bobcat Parts Sales

D — Part Number Error

Model 773

Loader Parts

NUMERICAL INDEX (Cont'd)

| Part No. | Description | Was | Code | Page |
|----------|-------------|----------|------|--|
| 31C-420 | BOLT | | | 28, 30, 316 |
| 31C-510 | BOLT | | | 388 |
| 31C-820 | BOLT | | | 12 |
| 31C-824 | BOLT | | | 12, 302, 349 |
| 31C-828 | BOLT | | | 349 |
| 31C-1272 | BOLT | | | 32 |
| 31H-52 | CLIP | | | 344 |
| 32DM-10 | NUT | | | 197 |
| 35C-408 | BOLT | | | 382 |
| 35C-410 | BOLT | | | 16, 18, 164, 170, 280, 298, 305, 308, 312, 318, 348 |
| 35C-412 | BOLT | | | 58, 66, 255, 260, 262, 266, 298, 380, 401 |
| 35C-416 | BOLT | | | 266, 270, 274 |
| 35C-416 | BOLT | 35C-516 | B | 172, 182 |
| 35C-420 | BOLT | | | 318 |
| 35C-508 | BOLT | | | 200 |
| 35C-510 | BOLT | | | 16, 266, 270, 274 |
| 35C-512 | BOLT | | | 266, 300 |
| 35C-516 | BOLT | | | 212, 276 |
| 35C-516 | BOLT | 84G-3712 | B | 252 |
| 35C-520 | BOLT | | | 318 |
| 35C-536 | BOLT | | | 54, 58, 66, 260, 262 |
| 35C-540 | BOLT | 35C-536 | B | 58 |
| 35C-608 | BOLT | | | 18, 172, 182, 389, 392 |
| 35C-612 | BOLT | | | 18, 136, 204, 206 |
| 35C-612 | BOLT | 31C-612 | B | 82 |
| 35C-616 | BOLT | | | 268, 270, 276, 312 |
| 35C-620 | BOLT | | | 172, 182, 208, 212, 314 |
| 35C-716 | BOLT | | | 346, 382 |
| 35C-1032 | BOLT | | | 41, 42 |
| 36K-6 | CAP | | | 212 |
| 36K-7 | CAP | | | 60, 64, 68 |
| 36K-8 | CAP | | | 72, 368, 370 |
| 37C-512 | BOLT | | | 182, 254, 298, 352 |
| 37C-516 | BOLT | | | 384, 394 |
| 37C-540 | BOLT | 35C-540 | B | 74, 326 |
| 37C-612 | BOLT | | | 30, 298 |
| 37C-620 | BOLT | | | 328 |
| 37C-628 | BOLT | | | 285 |
| 37C-632 | BOLT | 37C-628 | B | 286 |
| 37C-820 | BOLT | | | 28, 30 |
| 38C-606 | BOLT | | | 190, 328 |
| 38C-610 | BOLT | | | 216 |
| 38C-610 | BOLT | 6704285 | A | 328 |
| 38C-816 | BOLT | | | 328 |
| 38C-820 | BOLT | | | 206 |
| 38C-856 | BOLT | | | 28, 30 |
| 38C-1036 | BOLT | | | 36 |
| 40DM-8 | NUT | | | 404 |
| 40K-2 | PLUG | | | 234 |

Code for disposition of old part number

A — Use up

B — Use on other application (See PNI)

C — File PDR Report with Bobcat Parts Sales

D — Part Number Error

Model 773

Loader Parts

NUMERICAL INDEX (Cont'd)

| Part No. | Description | Was | Code | Page |
|-----------|-------------|-----------|------|---|
| 41G-806 | SCREW | | | 282 |
| 42H-10 | CLAMP | | | 38, 336, 341, 344 |
| 42H-32 | CLAMP | 42H-24 | B | 38, 204 |
| 42H-52 | CLAMP | | | 204 |
| 43C-524 | BOLT | | | 119 |
| 43C-532 | BOLT | | | 70, 119 |
| 43C-852 | BOLT | 17C-844 | B | 296 |
| 45C-620 | BOLT | 45C-624 | B | 134 |
| 45G-508 | BOLT | | | 292 |
| 45G-1006 | BOLT | | | 315 |
| 45G-1008 | BOLT | | | 266, 272, 274 |
| 45G-1212 | BOLT | | | 174, 182, 292 |
| 45K-5 | ADAPTER | | | 362, 366, 370 |
| 45K-7 | ADAPTER | | | 72, 320 |
| 45K-8 | ADAPTER | | | 132 |
| 46D-5 | NUT | | | 268, 272, 276 |
| 47K-8 | PLUG | | | 142, 152, 156 |
| 48K-16 | O-RING | | | 72, 320 |
| 50D-5 | NUT | | | 292 |
| 50D-12 | NUT | | | 18, 174, 182, 292 |
| 53D-10 | NUT | 83D-10 | B | 14 |
| 54K-20002 | O-RING | | | 86, 90, 92, 96, 102, 108, 110, 114 |
| 54K-20028 | O-RING | | | 119 |
| 54K-30126 | O-RING | 25K-30126 | B | 79 |
| 54K-30300 | O-RING | | | 78 |
| 54K-30300 | O-RING | 25K-30300 | B | 76 |
| 54K-60128 | O-RING | 25K-60128 | B | 79 |
| 54K-60304 | O-RING | | | 78 |
| 55D-4 | NUT | | | 58, 262, 272, 274, 382 |
| 55D-6 | NUT | | | 30, 300 |
| 55D-7 | NUT | | | 346, 382 |
| 55K-204 | O-RING | | | 104, 108, 110, 114, 119 |
| 55K-212 | O-RING | | | 104, 108, 110, 114, 119 |
| 57D-4 | NUT | | | 28, 66, 260, 298 |
| 57D-5 | NUT | | | 58, 66, 212, 260, 262 |
| 57D-6 | NUT | | | 28, 81, 197, 285, 286, 328 |
| 57D-8 | NUT | | | 30, 349 |
| 58G-808 | BOLT | | | 305, 308, 318 |
| 58K-14 | O-RING | | | 84, 88, 92, 96, 100, 106, 110, 114, 328 |
| 58K-17 | O-RING | | | 100, 110, 114 |
| 58K-17 | O-RING | NSS | D | 84, 88, 92 |
| 58K-18 | O-RING | | | 124, 128 |
| 58K-44 | O-RING | | | 138 |
| 58K-116 | RING | 80K-116 | A | 118 |
| 58K-124 | O-RING | | | 86, 90, 94, 96, 102, 108, 112, 114 |
| 58K-127 | O-RING | | | 90, 94, 96, 102, 108, 112, 114 |
| 58K-140 | O-RING | | | 79 |
| 58K-236 | O-RING | | | 76 |
| 58K-238 | O-RING | | | 78 |
| 58K-338 | O-RING | | | 76 |
| 59D-4 | NUT | | | 345 |

Code for disposition of old part number

A — Use up

B — Use on other application (See PNI)

C — File PDR Report with Bobcat Parts Sales

D — Part Number Error

Model 773

Loader Parts

NUMERICAL INDEX (Cont'd)

| Part No. | Description | Was | Code | Page |
|----------|-------------|-----------|------|--|
| 59D-5 | NUT | | | 174, 180 |
| 59D-5 | NUT | 61D-5 | B | 18 |
| 59D-6 | NUT | | | 28, 30, 72 |
| 59D-8 | NUT | | | 14 |
| 59G-616 | BOLT | | | 252, 254 |
| 61D-4 | NUT | | | 164, 170, 172, 182, 190, 252, 254, 336 |
| 61D-5 | NUT | | | 18, 204, 252, 254, 288, 298, 338, 352, 384, 388, 394 |
| 61D-6 | NUT | | | 38, 200, 204, 206, 249, 283, 284, 285, 286, 356 |
| 61D-8 | NUT | | | 366, 372 |
| 62D-4 | NUT | | | 172, 180, 216, 282 |
| 62D-6 | NUT | | | 134, 302 |
| 65G-608 | BOLT | | | 166 |
| 72F-1 | DRAIN COCK | | | 38 |
| 73G-656 | BOLT | | | 206 |
| 73G-824 | BOLT | 93G-824 | A | 42 |
| 73K-328 | WASHER | 80K-328 | A | 79 |
| 73K-338 | WASHER | | | 78 |
| 77F-7 | ELBOW | | | 60 |
| 77F-7 | ELBOW | 77K-7 | D | 52 |
| 77FN-7 | ELBOW | | | 60 |
| 79K-2 | O-RING | | | 374, 376 |
| 79K-4 | O-RING | | | 362, 366, 370 |
| 79K-5 | O-RING | | | 38, 140, 374 |
| 79K-6 | O-RING | | | 66, 68, 70, 76, 79, 86, 90, 94, 100, 112, 124, 128, 132, 138, 140, 362, 366, 370 |
| 79K-7 | O-RING | | | 86, 90, 94, 100 |
| 79K-8 | O-RING | | | 84, 88, 92, 96, 100, 106, 110, 114, 118, 142, 146, 152, 154, 212 |
| 79K-10 | O-RING | | | 52, 56, 60, 64, 68, 72, 84, 88, 92, 96, 100, 106, 110, 114, 132, 144, 152, 260, 262, 320 |
| 79K-12 | O-RING | | | 70, 72, 74, 110, 124, 128, 132, 142, 152, 156, 312, 322, 324, 326, 362, 366, 370 |
| 79K-12 | O-RING | 79K-16 | B | 68 |
| 79K-14 | O-RING | 25K-40102 | B | 174, 178 |
| 79K-14 | O-RING | 25K-40102 | B,D | 38 |
| 79K-16 | O-RING | | | 124, 128 |
| 80K-14 | WASHER | | | 84, 88, 92, 96, 100, 106, 110, 114 |
| 80K-338 | WASHER | | | 76 |
| 83D-4 | NUT | | | 16, 18, 66, 70, 164, 252, 254, 266, 280, 298, 305, 308, 312, 318, 348, 362, 366, 372 |
| 83D-4 | NUT | 83D-5 | B | 172, 182 |
| 83D-5 | NUT | | | 16, 68, 74, 212, 266, 270, 274, 300, 318, 326, 328, 380 |
| 83D-6 | NUT | | | 18, 134, 264, 268, 272, 276, 350, 362, 366, 370 |

Code for disposition of old part number

A — Use up

B — Use on other application (See PNI)

C — File PDR Report with Bobcat Parts Sales

D — Part Number Error

Model 773

Loader Parts

NUMERICAL INDEX (Cont'd)

| Part No. | Description | Was | Code | Page |
|----------|-------------|----------|------|--|
| 83D-8 | NUT | | | 12, 212 |
| 83F-3 | ELBOW | | | 302 |
| 84G-1608 | BOLT | | | 282 |
| 84G-1906 | BOLT | | | 282 |
| 84G-1910 | BOLT | | | 282 |
| 84G-2516 | BOLT | | | 345 |
| 84G-3110 | BOLT | | | 14, 124, 130, 182 |
| 84G-3112 | BOLT | | | 14, 70, 72, 74, 204, 252, 254, 266, 294, 320, 322, 324, 326 |
| 84G-3708 | BOLT | | | 200, 204 |
| 84G-3710 | BOLT | | | 130, 204, 380 |
| 84G-3712 | BOLT | | | 12, 25, 46, 48, 66, 124, 128, 132, 172, 182, 204, 214, 314, 341, 344, 362 |
| 84G-3712 | BOLT | 84G-3716 | B | 292 |
| 84G-3716 | BOLT | | | 28, 46, 48, 66, 68, 70, 172, 180, 214, 216, 249, 314, 356, 362, 366, 370 |
| 84G-3720 | BOLT | | | 46, 48, 247 |
| 84G-3724 | BOLT | | | 216, 312 |
| 84G-3728 | BOLT | | | 54, 58 |
| 84G-3732 | BOLT | | | 74, 326 |
| 85D-4 | NUT | | | 174, 178, 186, 216, 320, 322, 324, 326, 328 |
| 85D-5 | NUT | | | 20, 52, 56, 60, 64, 124, 182, 216, 306 |
| 85D-6 | NUT | | | 18, 32, 36, 52, 56, 76, 294, 312, 320, 322, 324, 326, 328 |
| 85D-6 | NUT | 83D-6 | B | 212 |
| 85D-7 | NUT | | | 18 |
| 85D-8 | NUT | | | 14, 28, 72, 206, 212, 320, 322, 324 |
| 85G-608 | BOLT | | | 346, 382 |
| 85G-616 | BOLT | | | 252 |
| 86D-4 | NUT | | | 216, 328 |
| 86F-3 | NUT | | | 302 |
| 86F-5 | NUT | | | 362, 366, 370 |
| 86F-7 | NUT | | | 72, 74, 320, 322, 324, 326 |
| 86F-8 | NUT | | | 132 |
| 87FN-5 | ADAPTER | | | 130 |
| 87G-806 | BOLT | | | 348 |
| 88F-3 | ELBOW | | | 302 |
| 88F-8 | ELBOW | | | 132 |
| 88FN-3 | ELBOW | | | 302 |
| 88FN-8 | ELBOW | | | 132 |
| 90KV-5 | PLUG | | | 76, 78, 79, 132 |
| 90KV-8 | PLUG | | | 104, 106, 110, 114 |
| 91D-5 | NUT | | | 128, 302 |
| 91D-7 | NUT | | | 22, 389, 391 |
| 91G-412 | BOLT | | | 166, 170 |
| 91G-416 | SCREW | 91G-410 | B | 14 |
| 91KN-5 | TEE | 6531597 | A | 362, 366, 370 |
| 92D-12 | NUT | | | 206 |
| 92D-16 | NUT | | | 79 |
| 93G-616 | BOLT | | | 134 |

Code for disposition of old part number

A — Use up

B — Use on other application (See PNI)

C — File PDR Report with Bobcat Parts Sales

D — Part Number Error

Model 773

Loader Parts

NUMERICAL INDEX (Cont'd)

| Part No. | Description | Was | Code | Page |
|----------|-------------|---------|------|--|
| 95D-6 | NUT | 61D-6 | B | 218 |
| 95D-6 | NUT | 91D-6 | A | 46, 48, 60, 64, 74, 78, 79, 81, 134, 216, 302 |
| 95K-4 | O-RING | 79K-4 | A | 120, 121 |
| 95K-6 | O-RING | | | 76, 78, 79 |
| 95K-12 | O-RING | | | 104, 106, 114 |
| 96D-8 | NUT | 86D-8 | B | 200 |
| 97K-4 | O-RING | | | 302, 370 |
| 97K-6 | O-RING | | | 70, 86, 90, 94, 102, 112, 126, 128, 130, 356, 362, 366, 370 |
| 97K-8 | O-RING | | | 54, 58, 62, 212, 262 |
| 97K-10 | O-RING | | | 52, 56, 60, 62, 64, 66, 68, 74, 262, 326 |
| 97K-10 | O-RING | 97K-6 | B,D | 60 |
| 97K-12 | O-RING | | | 70, 74, 126, 128, 130, 132, 312, 314, 370 |
| 98F-3 | TEE | | | 302 |
| 99K-5 | O-RING | | | 38 |
| 99K-6 | O-RING | | | 70, 100, 128, 132 |
| 99K-8 | O-RING | | | 212 |
| 99K-10 | O-RING | | | 52, 56, 60, 64, 68, 262 |
| 99K-12 | O-RING | | | 70, 74, 110, 124, 128, 132, 312, 326, 370 |
| 99K-16 | O-RING | | | 128 |
| * NAP | BELLCRANK | 6703880 | A | 134 |
| * NAP | BLOWER | 6660867 | A | 340 |
| * NAP | BUMPER | 6714454 | A | 30 |
| * NAP | CASE | 6804633 | A | 78 |
| * NAP | DIPSTICK | 6658245 | A | 228 |
| * NAP | HANDLE | 6597774 | A | 188, 331 |
| * NAP | HANDLE | 6717163 | A | 188, 331 |
| * NAP | HOSE | 6707231 | A | 312 |
| * NAP | HOSE | 6712414 | A | 128 |
| * NAP | KIT | 6708913 | A | 394 |
| * NAP | KIT | 6712972 | A | 348 |
| * NAP | LEVER | 6711644 | A | 136 |
| * NAP | MOUNT | 6700541 | A | 206 |
| * NAP | MOUNT | 6708447 | A | 394 |
| * NAP | SEAT BELT | 6725403 | A | 18 |
| * NAP | TIRE | 6661287 | A | 403 |
| * NAP | VALVE | 6803180 | A | 100 |
| * NAP | VALVE | 6804596 | A | 110 |
| * NAP | VALVE | 6808106 | A | 110 |
| NAP | ADJUSTER | 6672728 | A | 386 |
| NAP | AIR CLEANER | 6653506 | A | 243 |
| NAP | ALTERNATOR | 6662990 | A | 282 |
| NAP | BEARING | 6655780 | A | 206 |
| NAP | BOLT | 6702715 | A | 134 |
| NAP | BOSS | 6669687 | A | 180 |
| NAP | BRACKET | 6578589 | A | 252 |
| NAP | BRACKET | 6710285 | A | 252 |

Code for disposition of old part number

A — Use up

B — Use on other application (See PNI)

C — File PDR Report with Bobcat Parts Sales

D — Part Number Error

Model 773

Loader Parts

NUMERICAL INDEX (Cont'd)

| Part No. | Description | Was | Code | Page |
|----------|--------------|---------|------|----------------------------|
| NAP | BRAKE | 6707254 | A | 46, 48 |
| NAP | BUSHING | 6706097 | A | 134 |
| NAP | CASE | 6586587 | A | 76 |
| NAP | CHAINCASE | 6706916 | A | 12, 41 |
| NAP | CHECK VALVE | 6650669 | A | 142, 146 |
| NAP | COIL | 6667138 | A | 68, 119, 120 |
| NAP | CONNECTOR | 6588188 | A | 86, 94, 102, 112, 126, 130 |
| NAP | CONNECTOR | 6715654 | A | 102 |
| NAP | CONTAINER | 6633394 | A | 298 |
| NAP | CONTROLLER | 6668767 | A | 166, 168 |
| NAP | CONTROLLER | 6673002 | A | 166, 168, 396, 397 |
| NAP | CORE | 6660866 | A | 340 |
| NAP | COVER | 6660886 | A | 336 |
| NAP | COVER | 6717890 | B | 25 |
| NAP | CYLINDER | 6539931 | A | 76 |
| NAP | DECAL | 6707255 | A | 288 |
| NAP | DECAL | 6707814 | A | 298 |
| NAP | DECAL | 6707971 | A | 298 |
| NAP | DUCT | 6665220 | A | 338 |
| NAP | GASKET | 3974915 | A | 235 |
| NAP | GRIP | 6703349 | A | 188 |
| NAP | GUIDE ASSY | 6711907 | A | 18 |
| NAP | GUIDE ASSY | 6565354 | A | 18 |
| NAP | HARNESS | 6705901 | A | 292 |
| NAP | HARNESS | 6708269 | A | 270 |
| NAP | HARNESS | 6708285 | A | 380 |
| NAP | HARNESS | 6709891 | A | 178 |
| NAP | HARNESS | 6709894 | A | 172 |
| NAP | HARNESS | 6710486 | A | 172 |
| NAP | HARNESS | 6710487 | A | 178 |
| NAP | HEATER | 6664414 | A | 340 |
| NAP | HOSE | 6658106 | A | 128 |
| NAP | HOSE | 6703562 | A | 52, 56, 60 |
| NAP | HOSE | 6703814 | A | 72, 74, 320, 322, 324, 326 |
| NAP | IDLER ASSY | 6708376 | A | 206 |
| NAP | INSTRUCTIONS | 6900589 | A | 396, 397 |
| NAP | KIT | 6571597 | A | 347 |
| NAP | KIT | 6703773 | A | 266 |
| NAP | KIT | 6709755 | A | 305 |
| NAP | KIT | 6709836 | A | 336 |
| NAP | KIT | 6712110 | A | 322 |
| NAP | KIT | 6713061 | A | 22 |
| NAP | KIT | 6716458 | A | 397 |
| NAP | KIT | 6716460 | A | 396 |
| NAP | LEVER ASSY | 6707365 | A | 328 |
| NAP | LEVER ASSY | 6707366 | A | 328 |
| NAP | LIFT ARM | 6702360 | A | 32 |
| NAP | LIFT ARM | 6708753 | A | 32 |
| NAP | LOUVER | 6700418 | A | 200 |
| NAP | LOUVER | 6700419 | A | 200 |
| NAP | LOUVER | 6713306 | A | 200 |

Code for disposition of old part number

A — Use up

B — Use on other application (See PNI)

C — File PDR Report with Bobcat Parts Sales

D — Part Number Error

Model 773

Loader Parts

NUMERICAL INDEX (Cont'd)

| Part No. | Description | Was | Code | Page |
|----------|--------------|------------|------|-----------------------|
| NAP | LOUVER | 6713308 | A | 200 |
| NAP | MAIN FRAME | 6702206 | A | 12 |
| NAP | MAIN FRAME | 6712521 | A | 12 |
| NAP | MOUNT | 6578588 | A | 252 |
| NAP | MOUNT | 6710284 | A | 252 |
| NAP | MOUNT | 6711672 | A | 72, 74, 322, 324, 326 |
| NAP | PIN | 6648311 | A | 174, 182 |
| NAP | PLUG | 47K-5 | A | 76, 79 |
| NAP | PLUG | 6592752 | A | 86, 90 |
| NAP | PLUG | 6657070 | A | 142, 146 |
| NAP | POLISH | 6630190 | A | 408 |
| NAP | POLISH | 6630191 | A | 408 |
| NAP | PUMP | 6650678 | A | 157 |
| NAP | PUMP | 6661997 | A | 142, 146 |
| NAP | PUMP | 6667723 | A | 157 |
| NAP | PUMP | 6669011 | A | 150, 154 |
| NAP | PUMP | 6669014 | A | 150, 154 |
| NAP | PUMP | 6669465 | A | 150, 154 |
| NAP | PUMP | 6669465REM | A | 150 |
| NAP | RADIATOR | 6659460 | A | 200 |
| NAP | RELIEF VALVE | 6658300 | A | 144, 148 |
| NAP | ROD | 6576250 | A | 134 |
| NAP | SCREEN | 6569935 | A | 347 |
| NAP | SCREEN | 6569936 | A | 347 |
| NAP | SCREEN | 6660891 | A | 336 |
| NAP | SEAL KIT | 6658092 | A | 148, 152, 156 |
| NAP | SEAT | 6667684 | A | 24 |
| NAP | SEAT BAR | 6710661 | A | 20, 389 |
| NAP | SEAT BELT | 6564774 | A | 18 |
| NAP | SEAT BELT | 6667875 | A | 18 |
| NAP | SEAT KIT | 6647432 | A | 388 |
| NAP | SENDER | 6669642 | A | 174, 178 |
| NAP | SHIELD | 6706917 | A | 25 |
| NAP | SHIELD | 6714890 | A | 214 |
| NAP | SNAP RING | 6657071 | A | 142, 146 |
| NAP | SOLENOID | 6667157 | A | 68, 120 |
| NAP | SOLENOID | 6667688 | A | 119 |
| NAP | SPRING | 6650656 | A | 142, 146 |
| NAP | STARTER | 6660797 | A | 194 |
| NAP | SWASH PLATE | 6659583 | A | 142, 146 |
| NAP | SWITCH | 6519592 | A | 164, 168 |
| NAP | SWITCH | 6673005 | A | 164, 170, 396, 397 |
| NAP | TANK | 6575897 | A | 38 |
| NAP | TEE | 6587888 | A | 90 |
| NAP | TEE | 6587889 | A | 90, 102, 112 |
| NAP | TEE | 6804360 | A | 102 |
| NAP | TIMER | 666552 | A | 178 |
| NAP | TIMER | 6665522 | A | 172 |
| NAP | TIRE | 6550826 | A | 403 |
| NAP | TRACK | 6669088 | A | 24 |
| NAP | VALVE | 6589118 | A | 84 |

Code for disposition of old part number

A — Use up

B — Use on other application (See PNI)

C — File PDR Report with Bobcat Parts Sales

D — Part Number Error

Model 773

Loader Parts

DealerNation Quality Equipment Manuals - dealernation@aol.com

Code for disposition of old part number
A — Use up
B — Use on other application (See PNI)

Model 773
Loader Parts