

**V-0313**

SOME CONNECTOR  
BODIES NOT SHOWN  
FOR DRAWING CLARITY

BATTERY FEED 1000-1999 RED, RED/WHT, RNG  
GROUND 2000-2999 BLK  
MONITORING 3000-3999 LBL  
HYDRAULIC 4000-4999 LGN  
ATTACHMENT CONTROLS 5000-5999 YEL  
LIGHTS 6000-6999 PNK  
ACCESSORIES 7000-7999 WHT  
ENGINE 8000-8999 TAN  
COMMUNICATION 9000-9999 PUR

RED = RED  
RNG = ORANGE  
BLK = BLACK  
LBL = LIGHT BLUE  
DBL = DARK BLUE  
LGN = LIGHT GREEN  
DGN = DARK GREEN  
YEL = YELLOW  
PNK = PINK  
WHT = WHITE  
BRN = BROWN  
TAN = TAN  
PUR = PURPLE  
GRY = GRAY

## CONTROL MODULE CONNECTORS J1-J6

J6

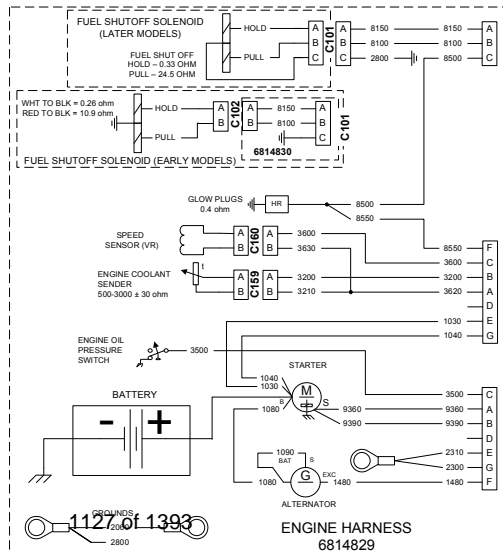
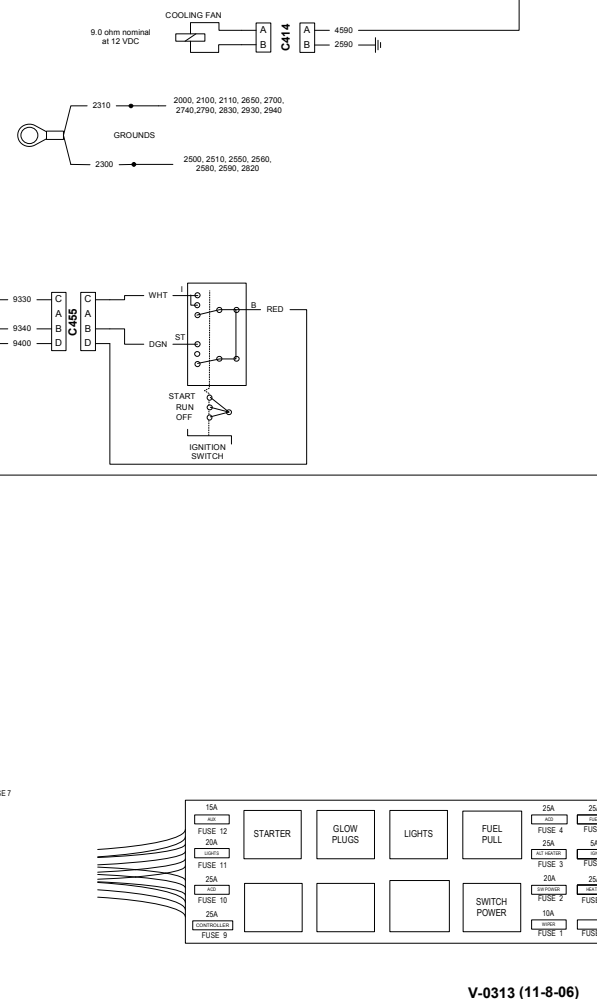

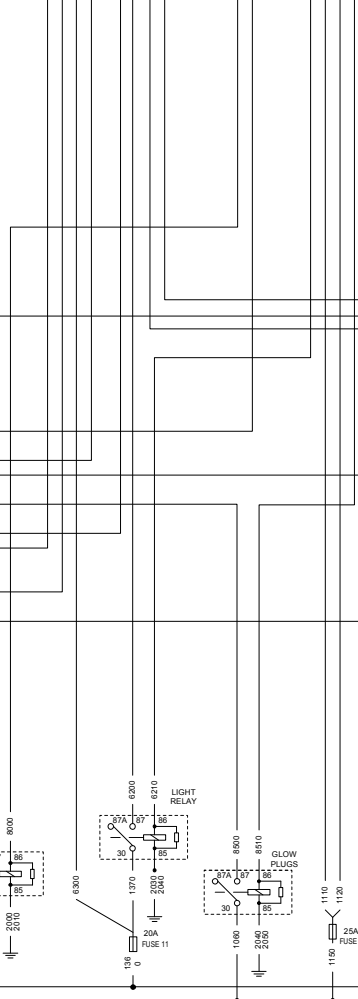
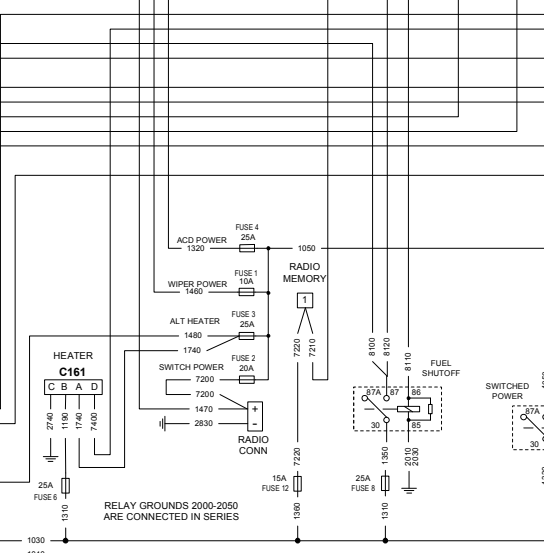


Diagram showing the connection for a Washer Bottle. The diagram includes a terminal block with terminals 1 and 2. Terminal 1 is connected to the 6400 terminal of the AUX SOCKET. Terminal 2 is connected to the 2840 terminal of the AUX SOCKET. The Washer Bottle is connected to the 7110 and 2820 terminals of the AUX SOCKET. The 6220 and 2840 terminals of the AUX SOCKET are also shown.



# WIRING SCHEMATIC

430 (S/N 562711711 AND ABOVE)  
(S/N 562911001 AND ABOVE)  
(S/N 563011001 AND ABOVE)  
(PRINTED JULY 2007)  
V-0628

WIRES CONNECT BY LETTER  
ACROSS CONNECTORS

SOME CONNECTOR  
BODIES NOT SHOWN  
FOR DRAWING CLARITY

BATTERY FEED 1000-1999 RED, RED/WHIT, R/WG  
GROUND 2000-2999 BLK  
MONITORING 3000-3999 LBL  
HYDRAULIC 4000-4999 LGN  
ATTACHMENT CONTROLS 5000-5999 YEL  
LIGHTS 6000-6999 PNK  
ACCESSORIES 7000-7999 WHT  
ENGINE 8000-8999 TAN  
COMMUNICATION 9000-9999 PUR

RED = RED  
BLK = BLACK  
LBL = LIGHT BLUE  
LGN = LIGHT GREEN  
DGN = DARK GREEN  
YEL = YELLOW  
PNK = PINK  
WHT = WHITE  
BRN = BROWN  
TAN = TAN  
PUR = PURPLE  
GRY = GRAY

J3

J4

J1

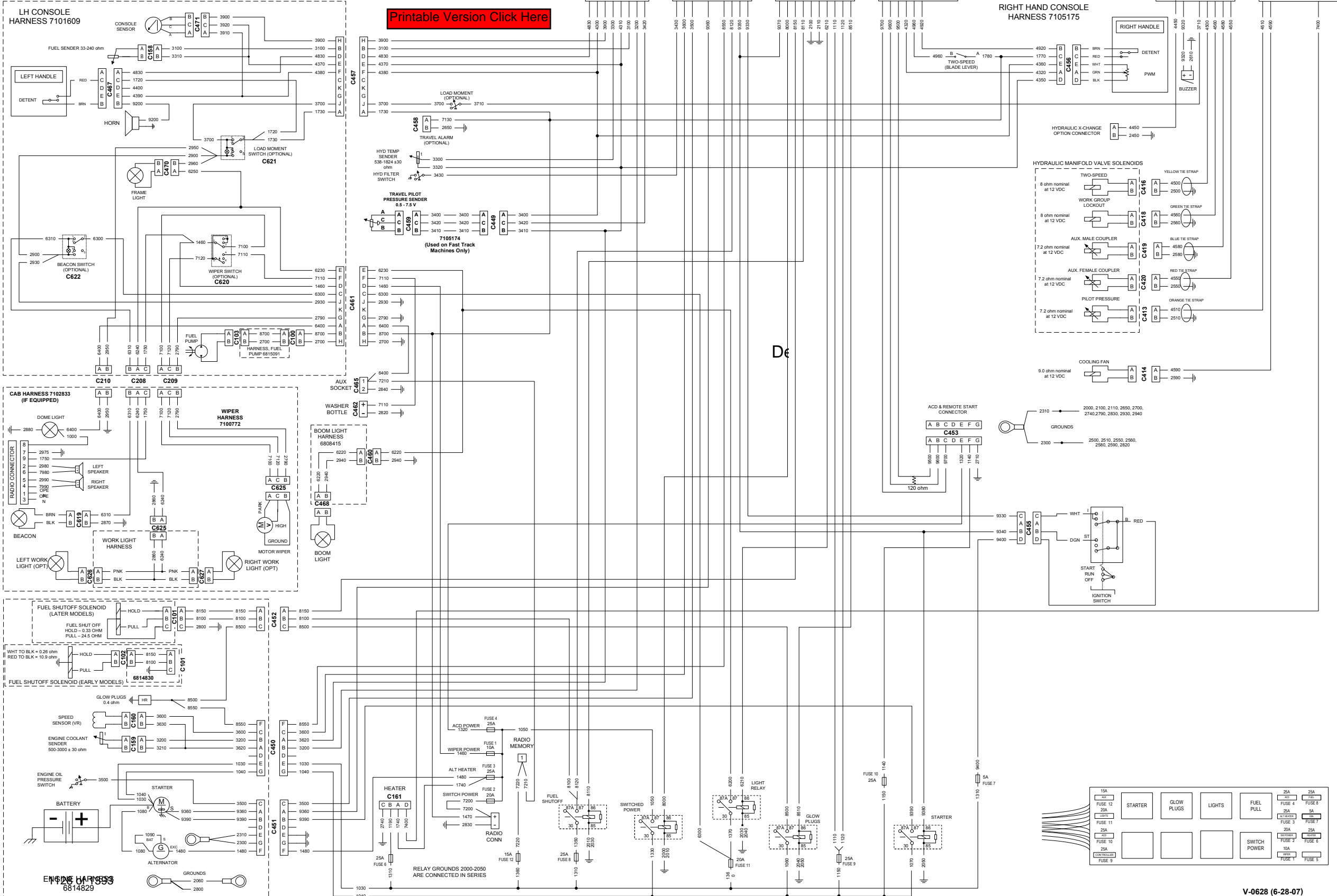
J5

CONTROL MODULE  
CONNECTORS J1-J6

J2

J6

[Printable Version Click Here](#)



[Printable Version Click Here](#)

(PRINTED DECEMBER 2006)  
V-0315

RED = RED  
RNG = ORANGE  
BLK = BLACK  
LBL = LIGHT BLUE  
DBL = DARK BLUE  
LGN = LIGHT GREEN  
DGN = DARK GREEN  
YEL = YELLOW  
PNK = PINK  
WHT = WHITE  
BRN = BROWN  
TAN = TAN  
PUR = PURPLE  
GRY = GRAY

SOME CONNECTOR  
BODIES NOT SHOWN  
FOR DRAWING CLARITY

BATTERY FEED 1000-1999 RED, RED/WHT, RNG  
GROUND 2000-2999 BLK  
MONITORING 3000-3999 LBL  
HYDRAULIC 4000-4999 LGN  
ATTACHMENT CONTROLS 5000-5999 YEL  
LIGHTS 6000-6999 PNK  
ACCESSORIES 7000-7999 WHT  
ENGINE 8000-8999 TAN  
COMMUNICATION 9000-9999 PUR

